

FILED

2025 JAN 10 PM 2:34

WILL COUNTY CLERK
WILL COUNTY, ILLINOIS

**TIM BROPHY
WILL COUNTY TREASURER
EX-OFFICIO COUNTY COLLECTOR
MONTHLY REPORT
November 30, 2024**



Tim Brophy
Will County Treasurer
Monthly Report
November 30, 2024



COMPLIANCE | This report is prepared for the Will County Board pursuant to Illinois Counties Code regarding the monthly report of investments and deposits (55 ILCS 5-3-11007). The code states that "on the twenty-eighth day of each month, the county treasurer shall publish a report disclosing the investments and deposits of county moneys as of the first day of that month." This report shall be transmitted to each member of the county board, and the report shall be a public record.

| Security Sector | Face Amount/Shares | Market Value | Book Value | % of Portfolio | YTM @ Cost | Days To Maturity |
|----------------------------------|-----------------------|-----------------------|-----------------------|----------------|-------------|------------------|
| Cash | 49,735,313.06 | 49,735,313.06 | 49,735,313.06 | 9.10 | 0.00 | 1 |
| Certificate Of Deposit | 30,315,479.52 | 30,315,479.52 | 30,315,479.52 | 5.55 | 4.84 | 65 |
| Corporate | 132,944,235.16 | 130,950,817.53 | 131,794,535.42 | 24.12 | 4.49 | 583 |
| Local Government Investment Pool | 207,970.48 | 207,970.48 | 207,970.48 | 0.04 | 0.00 | 1 |
| Money Market | 107,054,474.08 | 107,054,474.08 | 107,054,474.08 | 19.60 | 4.21 | 1 |
| Municipal | 42,535,000.00 | 40,792,399.05 | 41,133,757.32 | 7.53 | 4.15 | 896 |
| Mutual Fund | 99,834.07 | 99,834.07 | 99,844.71 | 0.02 | 0.00 | 0 |
| US Agency | 99,331,921.54 | 95,541,091.71 | 97,475,387.79 | 17.84 | 4.05 | 5,680 |
| US Treasury | 89,319,000.00 | 88,143,323.85 | 88,503,134.13 | 16.20 | 4.49 | 166 |
| Total / Average | 551,543,227.91 | 542,840,703.35 | 546,319,896.51 | 100.00 | 3.94 | 1,252 |



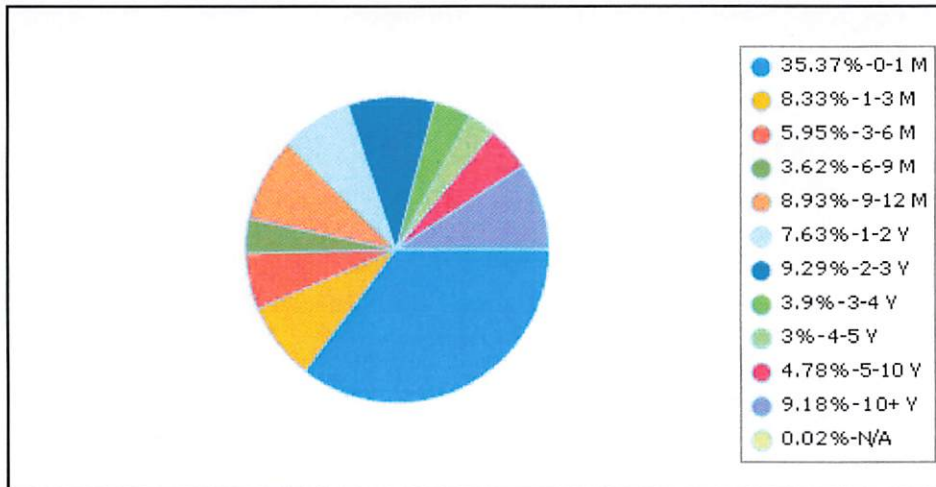
Will County Distribution by Maturity Range - Market Value All Portfolios

Begin Date: 1/31/2024, End Date: 11/30/2024

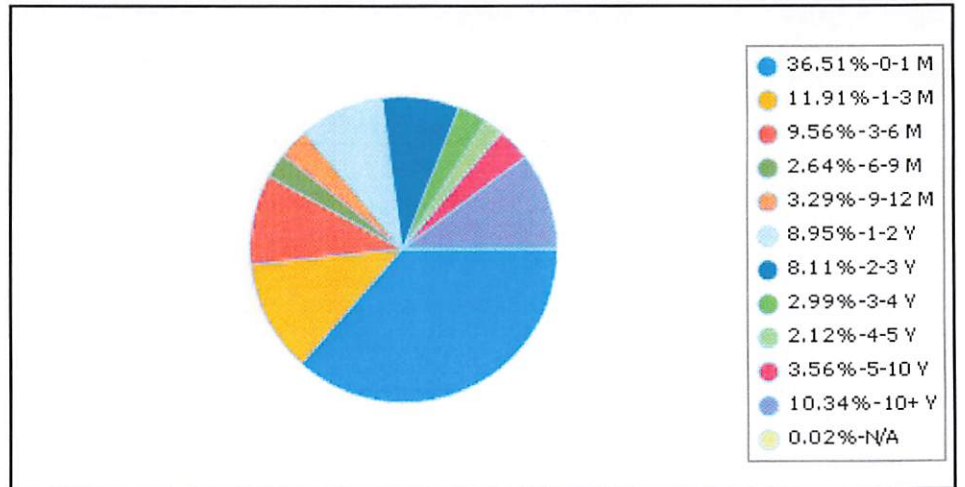
Maturity Range Allocation

| Maturity Range | Market Value 1/31/2024 | % of Portfolio 1/31/2024 | Market Value 11/30/2024 | % of Portfolio 11/30/2024 |
|------------------------|---------------------------|-----------------------------|----------------------------|------------------------------|
| 0-1 Month | 171,530,462.57 | 35.37 | 198,173,613.40 | 36.51 |
| 1-3 Months | 40,387,822.27 | 8.33 | 64,651,259.63 | 11.91 |
| 3-6 Months | 28,875,926.47 | 5.95 | 51,906,421.55 | 9.56 |
| 6-9 Months | 17,563,716.69 | 3.62 | 14,356,938.53 | 2.64 |
| 9-12 Months | 43,299,048.12 | 8.93 | 17,871,178.49 | 3.29 |
| 1-2 Years | 37,015,581.53 | 7.63 | 48,584,192.32 | 8.95 |
| 2-3 Years | 45,038,332.11 | 9.29 | 44,009,919.73 | 8.11 |
| 3-4 Years | 18,921,011.79 | 3.90 | 16,240,908.79 | 2.99 |
| 4-5 Years | 14,535,138.58 | 3.00 | 11,507,153.97 | 2.12 |
| 5-10 Years | 23,203,608.02 | 4.78 | 19,315,510.22 | 3.56 |
| 10+ Years | 44,514,933.48 | 9.18 | 56,123,772.65 | 10.34 |
| N/A | 95,923.22 | 0.02 | 99,834.07 | 0.02 |
| Total / Average | 484,981,504.85 | 100.00 | 542,840,703.35 | 100.00 |

Portfolio Holdings as of 1/31/2024



Portfolio Holdings as of 11/30/2024



N/A - Externally Managed | UBS Mutual Fund - No Maturity Date



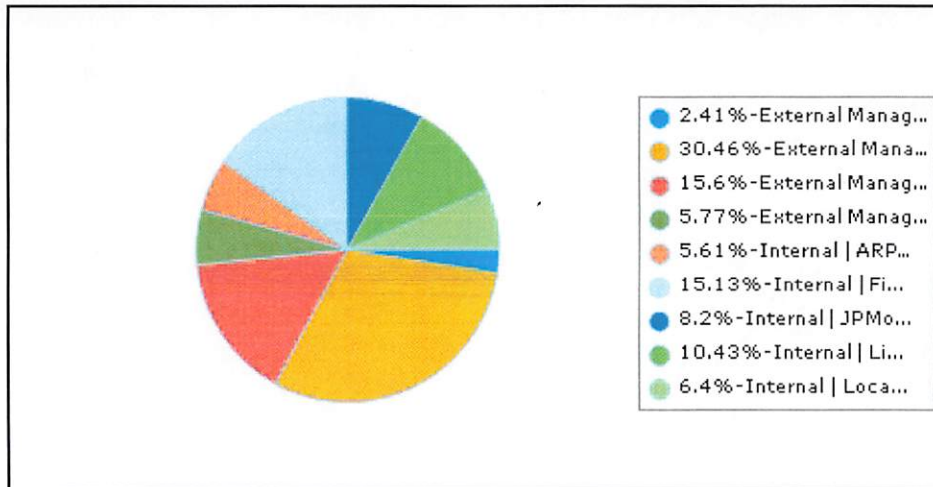
Will County Distribution by Main Fund - Market Value All Portfolios

Begin Date: 1/31/2024, End Date: 11/30/2024

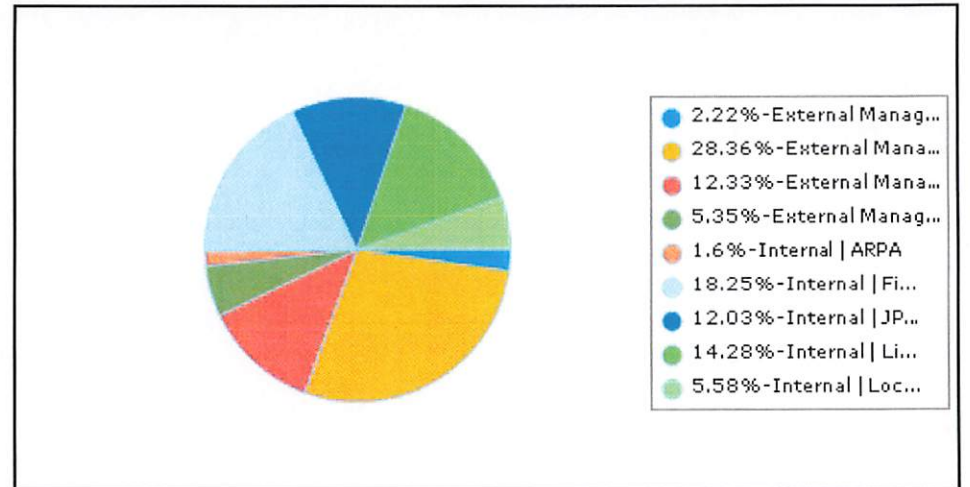
Main Fund Allocation

| Main Fund | Market Value 1/31/2024 | % of Portfolio 1/31/2024 | Market Value 11/30/2024 | % of Portfolio 11/30/2024 |
|--------------------------------------|---------------------------|-----------------------------|----------------------------|------------------------------|
| External Manager Old National Bank | 11,673,422.30 | 2.41 | 12,047,565.21 | 2.22 |
| External Manager Stifel | 147,705,899.75 | 30.46 | 153,961,149.43 | 28.36 |
| External Manager Stifel - ARPA | 75,643,153.46 | 15.60 | 66,922,934.15 | 12.33 |
| External Manager UBS | 27,963,833.53 | 5.77 | 29,044,622.68 | 5.35 |
| Internal ARPA | 27,230,505.30 | 5.61 | 8,690,659.38 | 1.60 |
| Internal Fifth Third Securities | 73,375,120.00 | 15.13 | 99,072,937.93 | 18.25 |
| Internal JPMorgan Securities | 39,765,503.57 | 8.20 | 65,291,568.36 | 12.03 |
| Internal Liquid Assets | 50,581,177.91 | 10.43 | 77,493,786.69 | 14.28 |
| Internal Local CD Investments | 31,042,889.03 | 6.40 | 30,315,479.52 | 5.58 |
| Total / Average | 484,981,504.85 | 100.00 | 542,840,703.35 | 100.00 |

Portfolio Holdings as of 1/31/2024



Portfolio Holdings as of 11/30/2024



Will County
Transactions Summary
MONTHLY Investment Portfolio Activity
Group By: Action
Portfolio / Report Group: All Portfolios
Begin Date: 10/31/2024, End Date: 11/30/2024

| Description | CUSIP/Ticker | Portfolio Name | YTM @ Cost | Settlement Date | Maturity Date | Face Amount/Shares | Principal | Price | Interest/Dividends | Total | Transaction ID | Manager | Main Fund | Broker/Dealer | Custodian |
|--|--------------|--|------------|-----------------|---------------|---------------------|---------------------|------------|--------------------|---------------------|----------------|-------------------------------|--|---------------------------|--|
| Buy | | | | | | | | | | | | | | | |
| Amazon 4.55 12/1/2027-27 | 023135CP9 | External Old National 6142 (FMW 0334) TC-C 713 | 4.367 | 11/20/2024 | 12/1/2027 | 300,000.00 | 301,536.00 | 100.512 | 6,407.92 | 307,943.92 | | 713 Treasurer Class C | External Manager Old National Bank | Falcon Square Capital | External Old National Bank 6142 (FMB 0334) |
| Caterpillar Financial 4.6 11/15/2027-25 | 14913UAS9 | Will County Fifth Third 1858 (5801) TC-C 713 | 4.420 | 11/22/2024 | 11/15/2027 | 1,000,000.00 | 1,004,970.00 | 100.497 | 894.44 | 1,005,864.44 | | 713 Treasurer Class C | Internal Fifth Third Securities | Fifth Third Securities | Fifth Third Securities 1858 (5801) |
| Eli Lilly & Co 4.15 8/14/2027-27 | 532457CP1 | External Old National 6142 (FMW 0334) TC-C 713 | 4.295 | 11/4/2024 | 8/14/2027 | 500,000.00 | 498,090.00 | 99.618 | 4,611.11 | 502,701.11 | | 713 Treasurer Class C | External Manager Old National Bank | Falcon Square Capital | External Old National Bank 6142 (FMB 0334) |
| FHLMC MBS 1.5 2/1/2036 | 3132D56Z0 | External Stifel 8500 (WB 6011) TC-C 713 | 1.710 | 11/18/2024 | 2/1/2036 | 1,189,772.32 | 1,044,768.82 | 87.8125 | 842.76 | 1,045,611.58 | | 713 Treasurer Class C | External Manager Stifel | None | External Stifel 8500 (WB6100) |
| FHLMC Var. FHLMC 10/1/2054 | 3142BA5W8 | External Stifel 8500 (WB 6011) TC-C 713 | 5.510 | 11/25/2024 | 10/1/2054 | 1,499,146.04 | 1,504,455.92 | 100.354194 | 5,526.26 | 1,509,982.18 | | 713 Treasurer Class C | External Manager Stifel | Stifel | External Stifel 8500 (WB6100) |
| FNMA MBS 3 12/1/2033 | 3140JGME2 | External Stifel 8500 (WB 6011) TC-C 713 | 3.150 | 11/18/2024 | 12/1/2033 | 717,129.60 | 679,928.50 | 94.8125 | 1,015.93 | 680,944.43 | | 713 Treasurer Class C | External Manager Stifel | Stifel | External Stifel 8500 (WB6100) |
| GNMA MBS 5 1/20/2054 | 38384MBR7 | External Stifel 8500 (WB 6011) TC-C 713 | 4.990 | 11/15/2024 | 1/20/2054 | 1,177,773.83 | 1,178,923.09 | 100.097579 | 2,308.22 | 1,181,231.31 | | 713 Treasurer Class C | External Manager Stifel | Stifel | External Stifel 8500 (WB6100) |
| Republic Bank 4.647 12/22/2024 | CD1230 | Will County Investments TC-C 713 | 4.647 | 11/30/2024 | 12/22/2024 | 3,975.44 | 3,975.44 | 100 | 0.00 | 3,975.44 | | None | None | None | None |
| Republic Bank 4.647 12/22/2024 | CD3691A | Will County Investments CC-C 115 | 4.647 | 11/30/2024 | 12/22/2024 | 11,926.32 | 11,926.32 | 100 | 0.00 | 11,926.32 | | None | None | None | None |
| Republic Bank 4.889 1/22/2025 | CD8034B | Will County Investments CC-C 115 | 4.889 | 11/30/2024 | 1/22/2025 | 12,573.57 | 12,573.57 | 100 | 0.00 | 12,573.57 | | None | None | None | None |
| Republic Bank 4.889 1/22/2025 | CD8455B | Will County Investments TC-C 713 | 4.889 | 11/30/2024 | 1/22/2025 | 4,191.19 | 4,191.19 | 100 | 0.00 | 4,191.19 | | None | None | None | None |
| T-Bill 0 3/25/2025 | 912797NS2 | Will County JPMorgan 4912 TC-C 713 | 4.457 | 11/29/2024 | 3/25/2025 | 2,000,000.00 | 1,972,068.49 | 98.603425 | 0.00 | 1,972,068.49 | | 713 Treasurer Class C | Internal JPMorgan Securities | JPMorgan Securities | JPMorgan Securities 4912 |
| UBS Select Prime | SPPXX | External UBS 2916 CC-115 | 0.000 | 11/30/2024 | N/A | 378.40 | 378.40 | 1 | 0.00 | 378.40 | purchase | 115 Corporate Class C | External Manager UBS | None | External UBS 2916 |
| Waste Management Inc 3.15 11/15/2027- 27 | 94106LBE8 | Will County Fifth Third 1858 (5801) TC-C 713 | 4.450 | 11/22/2024 | 11/15/2027 | 1,000,000.00 | 964,080.00 | 96.408 | 612.50 | 964,692.50 | | 713 Treasurer Class C | Internal Fifth Third Securities | Fifth Third Securities | Fifth Third Securities 1858 (5801) |
| Sub Total / Average Buy | | | | | | 9,416,866.71 | 9,181,865.74 | | 22,219.14 | 9,204,084.88 | | | | | |
| Deposit | | | | | | | | | | | | | | | |
| ARPA Associated BankMM | MM6704 | ARPA Funds Money Market Accounts | 0.000 | 11/30/2024 | N/A | 15.00 | 15.00 | 100 | 0.00 | 15.00 | | None | None | None | None |
| ARPA Associated BankMM | MM6704 | ARPA Funds Money Market Accounts | 0.000 | 11/30/2024 | N/A | 8,632.13 | 8,632.13 | 100 | 0.00 | 8,632.13 | | None | None | None | None |
| ARPA Busey Bank MM | MM8920 | ARPA Funds Money Market Accounts | 0.000 | 11/30/2024 | N/A | 7,564.20 | 7,564.20 | 100 | 0.00 | 7,564.20 | | None | None | None | None |

| Description | | CUSIP/Ticker | Portfolio Name | YTM @ Cost | Settlement Date | Maturity Date | Face Amount/Shares | Principal | Price | Interest/Dividends | Total | Transaction ID | Manager | Main Fund | Broker/Dealer | Custodian |
|-----------------------------|--------|--|--|------------|-----------------|---------------|--------------------|---------------|-------|--------------------|---------------|-------------------------|---------|-----------|---------------|-----------|
| ARPA Old National Bank MM | MM6279 | ARPA Funds Money Market Accounts | Will County MM, LGIP, Cash TC-C 115 | 0.000 | 11/30/2024 | N/A | 8,150.68 | 8,150.68 | 100 | 0.00 | 8,150.68 | | None | None | None | None |
| ARPA Old National Bank MM | MM6279 | ARPA Funds Money Market Accounts | Will County MM, LGIP, Cash TC-C 115 | 0.000 | 11/30/2024 | N/A | 4,057,154.25 | 4,057,154.25 | 100 | 0.00 | 4,057,154.25 | | None | None | None | None |
| AssociatedBank MM | MM3569 | Will County MM, LGIP, Cash CC-C 115 | Will County MM, LGIP, Cash TC-C 713 | 0.000 | 11/30/2024 | N/A | 8,666.75 | 8,666.75 | 100 | 0.00 | 8,666.75 | | None | None | None | None |
| AssociatedBank MM | MM9160 | Will County MM, LGIP, Cash TC-C 713 | Will County MM, LGIP, Cash CC-C 115 | 0.000 | 11/30/2024 | N/A | 18,133.62 | 18,133.62 | 100 | 0.00 | 18,133.62 | | None | None | None | None |
| Busey Bank MM | MM7433 | Will County MM, LGIP, Cash CC-C 115 | Will County MM, LGIP, Cash TC-C 713 | 0.000 | 11/30/2024 | N/A | 4,128.63 | 4,128.63 | 100 | 0.00 | 4,128.63 | | None | None | None | None |
| Busey Bank MM | MM7425 | Will County MM, LGIP, Cash TC-C 713 | Will County MM, LGIP, Cash CC-C 115 | 0.000 | 11/30/2024 | N/A | 11,258.84 | 11,258.84 | 100 | 0.00 | 11,258.84 | | None | None | None | None |
| Commerce Bank MM | MM1905 | Will County MM, LGIP, Cash CC-C 115 | Will County MM, LGIP, Cash TC-C 713 | 0.000 | 11/30/2024 | N/A | 3,190.18 | 3,190.18 | 100 | 0.00 | 3,190.18 | | None | None | None | None |
| Commerce Bank MM | MM9959 | Will County MM, LGIP, Cash TC-C 713 | Will County MM, LGIP, Cash CC-C 115 | 0.000 | 11/30/2024 | N/A | 17,768.08 | 17,768.08 | 100 | 0.00 | 17,768.08 | | None | None | None | None |
| Commerce Bank MM | MM9959 | Will County MM, LGIP, Cash TC-C 713 | Will County MM, LGIP, Cash CC-C 115 | 0.000 | 11/30/2024 | N/A | 10,000,000.00 | 10,000,000.00 | 100 | 0.00 | 10,000,000.00 | | None | None | None | None |
| Fifth Third Bank MM | MM9989 | Will County MM, LGIP, Cash TC-C 713 | Will County MM, LGIP, Cash CC-C 115 | 0.000 | 11/30/2024 | N/A | 6,443.36 | 6,443.36 | 100 | 0.00 | 6,443.36 | | None | None | None | None |
| Fifth Third Bank MM | MM9997 | Will County MM, LGIP, Cash CC-C 115 | Will County MM, LGIP, Cash TC-C 713 | 0.000 | 11/30/2024 | N/A | 17,203.95 | 17,203.95 | 100 | 0.00 | 17,203.95 | | None | None | None | None |
| Fifth Third Securities MM | MM3749 | Will County Fifth Third 3749 (1963) CC-115 | Will County Fifth Third 3749 (1963) CC-115 | 0.000 | 11/30/2024 | N/A | 13,000.00 | 13,000.00 | 100 | 0.00 | 13,000.00 | coupon interest | None | None | None | None |
| Fifth Third Securities MM | MM3749 | Will County Fifth Third 3749 (1963) CC-115 | Will County Fifth Third 3749 (1963) CC-115 | 0.000 | 11/30/2024 | N/A | 1,000,000.00 | 1,000,000.00 | 100 | 0.00 | 1,000,000.00 | maturity | None | None | None | None |
| Fifth Third Securities MM | MM8110 | ARPA Funds Fifth Third 8110 (6281) | ARPA Funds Fifth Third 8110 (6281) | 0.000 | 11/30/2024 | N/A | 991.93 | 991.93 | 100 | 0.00 | 991.93 | mm interest | None | None | None | None |
| Fifth Third Securities MM | MM1858 | Will County Fifth Third 1858 (5801) TC-C 713 | Will County Fifth Third 1858 (5801) TC-C 713 | 0.000 | 11/30/2024 | N/A | 14.97 | 14.97 | 100 | 0.00 | 14.97 | mm interest | None | None | None | None |
| Fifth Third Securities MM | MM1858 | Will County Fifth Third 1858 (5801) TC-C 713 | Will County Fifth Third 1858 (5801) TC-C 713 | 0.000 | 11/30/2024 | N/A | 70,250.00 | 70,250.00 | 100 | 0.00 | 70,250.00 | coupon interest | None | None | None | None |
| Fifth Third Securities MM | MM1858 | Will County Fifth Third 1858 (5801) TC-C 713 | Will County Fifth Third 1858 (5801) TC-C 713 | 0.000 | 11/30/2024 | N/A | 1,970,556.94 | 1,970,556.94 | 100 | 0.00 | 1,970,556.94 | wire tr in purchase | None | None | None | None |
| Fifth Third Securities MM | MM1858 | Will County Fifth Third 1858 (5801) TC-C 713 | Will County Fifth Third 1858 (5801) TC-C 713 | 0.000 | 11/30/2024 | N/A | 2,000,000.00 | 2,000,000.00 | 100 | 0.00 | 2,000,000.00 | wire tr in maturity | None | None | None | None |
| Fifth Third Securities MM | MM3749 | Will County Fifth Third 3749 (1963) CC-115 | Will County Fifth Third 3749 (1963) CC-115 | 0.000 | 11/4/2024 | N/A | 42,761,124.60 | 42,761,124.60 | 100 | 0.00 | 42,761,124.60 | wire tr in conversion | None | None | None | None |
| Fifth Third Securities MM | MM8110 | ARPA Funds Fifth Third 8110 (6281) | ARPA Funds Fifth Third 8110 (6281) | 0.000 | 11/4/2024 | N/A | 3,997,942.24 | 3,997,942.24 | 100 | 0.00 | 3,997,942.24 | wire tr in conversion | None | None | None | None |
| Fifth Third Securities MM | MM8110 | ARPA Funds Fifth Third 8110 (6281) | ARPA Funds Fifth Third 8110 (6281) | 0.000 | 11/4/2024 | N/A | 4,000,000.00 | 4,000,000.00 | 100 | 0.00 | 4,000,000.00 | maturity | None | None | None | None |
| Fifth Third Securities MM | MM1858 | Will County Fifth Third 1858 (5801) TC-C 713 | Will County Fifth Third 1858 (5801) TC-C 713 | 0.000 | 11/4/2024 | N/A | 57,211,605.88 | 57,211,605.88 | 100 | 0.00 | 57,211,605.88 | wire tr in conversion | None | None | None | None |
| Fifth Third Securities MM | MM1858 | Will County Fifth Third 1858 (5801) TC-C 713 | Will County Fifth Third 1858 (5801) TC-C 713 | 0.000 | 11/12/2024 | N/A | 14.93 | 14.93 | 100 | 0.00 | 14.93 | interest mm | None | None | None | None |

| Description | CUSIP/Ticker | Portfolio Name | YTM @ Cost | Settlement Date | Maturity Date | Face Amount/Shares | Principal | Price | Interest/Dividends | Total | Transaction ID | Manager | Main Fund | Broker/Dealer | Custodian |
|--------------------------------------|--------------|---|------------|-----------------|---------------|--------------------|--------------|-------|--------------------|--------------|-----------------------|---------|-----------|---------------|-----------|
| Fifth Third Securities MM | MM1858 | Will County Fifth Third 1858 (5801) TC-C 713 | 0.000 | 11/1/2024 | N/A | 114,543.33 | 114,543.33 | 100 | 0.00 | 114,543.33 | coupon interest | None | None | None | None |
| First Secure Bank & Trust MM | MM1540 | Will County MM, LGIP, Cash CC-C 115 | 0.000 | 11/30/2024 | N/A | 9,042.39 | 9,042.39 | 100 | 0.00 | 9,042.39 | | None | None | None | None |
| First Secure Bank & Trust MM | MM1532 | Will County MM, LGIP, Cash TC-C 713 | 0.000 | 11/30/2024 | N/A | 1,175.86 | 1,175.86 | 100 | 0.00 | 1,175.86 | | None | None | None | None |
| First Secure Community Bank MM | MM2710 | Will County MM, LGIP, Cash TC-C 713 | 0.000 | 11/30/2024 | N/A | 5,408.21 | 5,408.21 | 100 | 0.00 | 5,408.21 | | None | None | None | None |
| First Secure Community Bank MM | MM2870 | Will County MM, LGIP, Cash CC-C 115 | 0.000 | 11/30/2024 | N/A | 13,309.02 | 13,309.02 | 100 | 0.00 | 13,309.02 | | None | None | None | None |
| JPMorganCash | CASH4912 | Will County JPMorgan 4912 TC-C 713 | 0.000 | 11/30/2024 | N/A | 1,972,068.49 | 1,972,068.49 | 100 | 0.00 | 1,972,068.49 | wire tr in purchase | None | None | None | None |
| JPMorganCash | CASH4912 | Will County JPMorgan 4912 TC-C 713 | 0.000 | 11/30/2024 | N/A | 2,000,000.00 | 2,000,000.00 | 100 | 0.00 | 2,000,000.00 | maturity | None | None | None | None |
| JPMorgan Securities Cash | CASH0484 | Will County JPMorgan 0484 CC-115 | 0.000 | 11/30/2024 | N/A | 7,170,000.00 | 7,170,000.00 | 100 | 0.00 | 7,170,000.00 | wire tr in maturity | None | None | None | None |
| MAXSAFE Bank MM | MM2144 | Will County MM, LGIP, Cash TC-C 713 | 0.000 | 11/30/2024 | N/A | 20,780.44 | 20,780.44 | 100 | 0.00 | 20,780.44 | | None | None | None | None |
| Old National Pending Activity Cash | CASH6142 | External Old National 6142 (FMMW 0334) TC-C 713 | 0.000 | 11/30/2024 | N/A | 500,000.00 | 500,000.00 | 100 | 0.00 | 500,000.00 | pending maturity | None | None | None | None |
| Old National BankMM | MM1671 | Will County MM, LGIP, Cash CC-C 115 | 0.000 | 11/30/2024 | N/A | 14,104.75 | 14,104.75 | 100 | 0.00 | 14,104.75 | | None | None | None | None |
| Old National WM MM | MM6142 | External Old National 6142 (FMMW 0334) TC-C 713 | 0.000 | 11/30/2024 | N/A | 698.79 | 698.79 | 100 | 0.00 | 698.79 | interest mm | None | None | None | None |
| Old National WM MM | MM6142 | External Old National 6142 (FMMW 0334) TC-C 713 | 0.000 | 11/30/2024 | N/A | 28,841.00 | 28,841.00 | 100 | 0.00 | 28,841.00 | coupon interest | None | None | None | None |
| Old National WM MM | MM6142 | External Old National 6142 (FMMW 0334) TC-C 713 | 0.000 | 11/30/2024 | N/A | 800,000.00 | 800,000.00 | 100 | 0.00 | 800,000.00 | matured | None | None | None | None |
| Old Plank Trail MM | MM1766 | Will County MM, LGIP, Cash CC-C 115 | 0.000 | 11/30/2024 | N/A | 25,421.06 | 25,421.06 | 100 | 0.00 | 25,421.06 | | None | None | None | None |
| Old Second Bank MM | MM7457 | Will County MM, LGIP, Cash CC-C 115 | 0.000 | 11/30/2024 | N/A | 791.43 | 791.43 | 100 | 0.00 | 791.43 | | None | None | None | None |
| Old Second Bank MM | MM4914 | Will County MM, LGIP, Cash TC-C 713 | 0.000 | 11/30/2024 | N/A | 771.99 | 771.99 | 100 | 0.00 | 771.99 | | None | None | None | None |
| PeopleFirst Bank MM | MM7360 | Will County MM, LGIP, Cash CC-C 115 | 0.000 | 11/30/2024 | N/A | 17,107.71 | 17,107.71 | 100 | 0.00 | 17,107.71 | | None | None | None | None |
| PeopleFirst Bank MM | MM4000 | Will County MM, LGIP, Cash TC-C 713 | 0.000 | 11/30/2024 | N/A | 21,678.49 | 21,678.49 | 100 | 0.00 | 21,678.49 | | None | None | None | None |
| PNC Bank MM | MM1355 | Will County MM, LGIP, Cash TC-C 713 | 0.000 | 11/30/2024 | N/A | 5,650.93 | 5,650.93 | 100 | 0.00 | 5,650.93 | | None | None | None | None |
| Providence Bank & Trust MM | MM0203 | Will County MM, LGIP, Cash TC-C 713 | 0.000 | 11/30/2024 | N/A | 843.31 | 843.31 | 100 | 0.00 | 843.31 | | None | None | None | None |
| Providence Bank & Trust MM | MM0195 | Will County MM, LGIP, Cash CC-C | 0.000 | 11/30/2024 | N/A | 7,395.36 | 7,395.36 | 100 | 0.00 | 7,395.36 | | None | None | None | None |

| Description | CUSIP/Ticker | Portfolio Name | YTM @ Cost | Settlement Date | Maturity Date | Face Amount/Shares | Principal | Price | Interest/Dividends | Total | Transaction ID | Manager | Main Fund | Broker/Dealer | Custodian |
|-------------------------------------|----------------|--|------------|-----------------|---------------|-----------------------|-----------------------|-------|--------------------|-----------------------|-----------------------------|---------|-----------|---------------|-----------|
| | | 115 | | | | | | | | | | | | | |
| Republic Bank MM | MM3495 | Will County MM, LGIP, Cash CC-C 115 | 0.000 | 11/30/2024 | N/A | 7,636.18 | 7,636.18 | 100 | 0.00 | 7,636.18 | | None | None | None | None |
| Republic Bank MM | MM2085 | Will County MM, LGIP, Cash TC-C 713 | 0.000 | 11/30/2024 | N/A | 18,440.45 | 18,440.45 | 100 | 0.00 | 18,440.45 | | None | None | None | None |
| Stifel ARPA MM | MM7658 | External Stifel 7658 (WB 0349) ARPA | 0.000 | 11/30/2024 | N/A | 9,620,917.33 | 9,620,917.33 | 100 | 0.00 | 9,620,917.33 | net activity | None | None | None | None |
| Stifel Corporate Class C MM | MM4193 | External Stifel 4193 (WB 0356) CC-115 | 0.000 | 11/30/2024 | N/A | 0.09 | 0.09 | 100 | 0.00 | 0.09 | mbs annual corp adjustments | None | None | None | None |
| Stifel Corporate Class C MM | MM4193 | External Stifel 4193 (WB 0356) CC-115 | 0.000 | 11/30/2024 | N/A | 5,715.18 | 5,715.18 | 100 | 0.00 | 5,715.18 | interest mm | None | None | None | None |
| Stifel Corporate Class C MM | MM4193 | External Stifel 4193 (WB 0356) CC-115 | 0.000 | 11/30/2024 | N/A | 13,549.79 | 13,549.79 | 100 | 0.00 | 13,549.79 | coupon interest | None | None | None | None |
| Stifel Corporate Class C MM | MM4193 | External Stifel 4193 (WB 0356) CC-115 | 0.000 | 11/30/2024 | N/A | 39,901.82 | 39,901.82 | 100 | 0.00 | 39,901.82 | principal paydowns | None | None | None | None |
| Stifel Treasurer Class C MM | MM8500 | External Stifel 8500 (WB 6011) TC-C 713 | 0.000 | 11/30/2024 | N/A | 13.35 | 13.35 | 100 | 0.00 | 13.35 | interest credit | None | None | None | None |
| Stifel Treasurer Class C MM | MM8500 | External Stifel 8500 (WB 6011) TC-C 713 | 0.000 | 11/30/2024 | N/A | 2,150.04 | 2,150.04 | 100 | 0.00 | 2,150.04 | adjustment | None | None | None | None |
| Stifel Treasurer Class C MM | MM8500 | External Stifel 8500 (WB 6011) TC-C 713 | 0.000 | 11/30/2024 | N/A | 5,849.37 | 5,849.37 | 100 | 0.00 | 5,849.37 | interest mm | None | None | None | None |
| Stifel Treasurer Class C MM | MM8500 | External Stifel 8500 (WB 6011) TC-C 713 | 0.000 | 11/30/2024 | N/A | 482,026.75 | 482,026.75 | 100 | 0.00 | 482,026.75 | coupon interest | None | None | None | None |
| Stifel Treasurer Class C MM | MM8500 | External Stifel 8500 (WB 6011) TC-C 713 | 0.000 | 11/30/2024 | N/A | 867,587.15 | 867,587.15 | 100 | 0.00 | 867,587.15 | principal paydowns | None | None | None | None |
| Stifel Treasurer Class C MM | MM8500 | External Stifel 8500 (WB 6011) TC-C 713 | 0.000 | 11/30/2024 | N/A | 3,000,000.00 | 3,000,000.00 | 100 | 0.00 | 3,000,000.00 | matured | None | None | None | None |
| UBS Financial MM | MM2916 | External UBS 2916 CC-115 | 0.000 | 11/30/2024 | N/A | 22.55 | 22.55 | 100 | 0.00 | 22.55 | interest mm | None | None | None | None |
| UBS Financial MM | MM2916 | External UBS 2916 CC-115 | 0.000 | 11/30/2024 | N/A | 60,326.88 | 60,326.88 | 100 | 0.00 | 60,326.88 | coupon interest | None | None | None | None |
| UBS Financial MM | MM2916 | External UBS 2916 CC-115 | 0.000 | 11/30/2024 | N/A | 150,000.00 | 150,000.00 | 100 | 0.00 | 150,000.00 | matured | None | None | None | None |
| Sub Total / Average Deposit | | | | | | 154,197,580.85 | 154,197,580.85 | | 0.00 | 154,197,580.85 | | | | | |
| Dividend | | | | | | | | | | | | | | | |
| UBS Select Primo | SPPXX | External UBS 2916 CC-115 | 0.000 | 11/30/2024 | N/A | 0.00 | 0.00 | | 378.40 | 378.40 | dividend | None | None | None | None |
| Sub Total / Average Dividend | | | | | | 0.00 | 0.00 | | 378.40 | 378.40 | | | | | |
| Interest | | | | | | | | | | | | | | | |
| Abbott Labs 3.75 11/30/2026-26 | 002824BF6 | External Old National 6142 (FMW 0334) TC-C 713 | 0.000 | 11/30/2024 | 11/30/2026 | 0.00 | 0.00 | | 5,625.00 | 5,625.00 | | None | None | None | None |
| Abbvie Inc 2.6 11/21/2024-24 | 00287YBZ1-1963 | Will County Fifth Third 3749 (1963) CC-115 | 0.000 | 11/21/2024 | 11/21/2024 | 0.00 | 0.00 | | 13,000.00 | 13,000.00 | | None | None | None | None |
| Abbvie Inc 2.6 11/21/2024-24 | 00287YBZ1 | Will County Fifth Third 1858 (5801) TC-C 713 | 0.000 | 11/21/2024 | 11/21/2024 | 0.00 | 0.00 | | 26,000.00 | 26,000.00 | | None | None | None | None |

| Description | CUSIP/Ticker | Portfolio Name | YTM @ Cost | Settlement Date | Maturity Date | Face Amount/Shares | Principal | Price | Interest/Dividends | Total | Transaction ID | Manager | Main Fund | Broker/Dealer | Custodian |
|--|--------------|--|------------|-----------------|---------------|--------------------|-----------|-------|--------------------|-----------|----------------|---------|-----------|---------------|-----------|
| Abbvie Inc 3.6 5/14/2025-25 | 00287YAQ2 | Will County Fifth Third 1858 (5801) TC-C 713 | 0.000 | 11/14/2024 | 5/14/2025 | 0.00 | 0.00 | 0.00 | 36,000.00 | 36,000.00 | | None | None | None | None |
| ARPA Associated Bank MM | MM6704 | ARPA Funds Money Market Accounts | 0.000 | 11/30/2024 | N/A | 0.00 | 0.00 | 0.00 | 8,632.13 | 8,632.13 | | None | None | None | None |
| ARPA Bussey Bank MM | MM8920 | ARPA Funds Money Market Accounts | 0.000 | 11/30/2024 | N/A | 0.00 | 0.00 | 0.00 | 7,564.20 | 7,564.20 | | None | None | None | None |
| ARPA Old National Bank MM | MM6279 | ARPA Funds Money Market Accounts | 0.000 | 11/30/2024 | N/A | 0.00 | 0.00 | 0.00 | 8,150.68 | 8,150.68 | | None | None | None | None |
| Associated Bank MM | MM3569 | Will County MM, LGIP, Cash CC-C 115 | 0.000 | 11/30/2024 | N/A | 0.00 | 0.00 | 0.00 | 8,666.75 | 8,666.75 | | None | None | None | None |
| Associated Bank MM | MM9180 | Will County MM, LGIP, Cash TC-C 713 | 0.000 | 11/30/2024 | N/A | 0.00 | 0.00 | 0.00 | 18,133.62 | 18,133.62 | | None | None | None | None |
| Bank of New York 2.8 5/4/2026 | 06406FAC7 | External JBS 2916 CC-115 | 0.000 | 11/4/2024 | 5/4/2026 | 0.00 | 0.00 | 0.00 | 13,230.00 | 13,230.00 | | None | None | None | None |
| Bussey Bank MM | MM7433 | Will County MM, LGIP, Cash CC-C 115 | 0.000 | 11/30/2024 | N/A | 0.00 | 0.00 | 0.00 | 4,128.83 | 4,128.83 | | None | None | None | None |
| Bussey Bank MM | MM7425 | Will County MM, LGIP, Cash TC-C 713 | 0.000 | 11/30/2024 | N/A | 0.00 | 0.00 | 0.00 | 11,258.84 | 11,258.84 | | None | None | None | None |
| California State University 1.69 11/1/2029 | 13077DMQ2 | External Sifiel 8500 (WB 6011) TC-C 713 | 0.000 | 11/1/2024 | 11/1/2029 | 0.00 | 0.00 | 0.00 | 10,055.50 | 10,055.50 | | None | None | None | None |
| Commerce Bank MM | MM1905 | Will County MM, LGIP, Cash CC-C 115 | 0.000 | 11/30/2024 | N/A | 0.00 | 0.00 | 0.00 | 3,190.18 | 3,190.18 | | None | None | None | None |
| Commerce Bank MM | MM9959 | Will County MM, LGIP, Cash TC-C 713 | 0.000 | 11/30/2024 | N/A | 0.00 | 0.00 | 0.00 | 17,768.08 | 17,768.08 | | None | None | None | None |
| Connecticut State 4.138 11/15/2027-27 | 207743WW1 | External Sifiel 8500 (WB 6011) TC-C 713 | 0.000 | 11/15/2024 | 11/15/2027 | 0.00 | 0.00 | 0.00 | 39,621.35 | 39,621.35 | | None | None | None | None |
| FHLMC 4.375 6/23/2026-25 | 3134H1V42 | External Sifiel 8500 (WB 6011) TC-C 713 | 0.000 | 11/23/2024 | 6/23/2026 | 0.00 | 0.00 | 0.00 | 37,187.50 | 37,187.50 | | None | None | None | None |
| FHLMC MBS 1.682 1/1/2052 | 31288QV80 | External Sifiel 8500 (WB 6011) TC-C 713 | 0.000 | 11/1/2024 | 1/1/2052 | 0.00 | 0.00 | 0.00 | 2,051.90 | 2,051.90 | | None | None | None | None |
| FHLMC MBS 1.75 5/15/2041 | 3137AXR88 | External Sifiel 8500 (WB 6011) TC-C 713 | 0.000 | 11/1/2024 | 5/15/2041 | 0.00 | 0.00 | 0.00 | 181.93 | 181.93 | | None | None | None | None |
| FHLMC MBS 1.75 5/15/2041 | 3137AXR88 | External Sifiel 4193 (WB 0356) CC-115 | 0.000 | 11/1/2024 | 5/15/2041 | 0.00 | 0.00 | 0.00 | 104.61 | 104.61 | | None | None | None | None |
| FHLMC MBS 3 10/15/2045 | 3137F3TU8 | External Sifiel 8500 (WB 6011) TC-C 713 | 0.000 | 11/1/2024 | 10/15/2045 | 0.00 | 0.00 | 0.00 | 1,041.09 | 1,041.09 | | None | None | None | None |
| FHLMC MBS 3 10/15/2045 | 3137F3TU8 | External Sifiel 4193 (WB 0356) CC-115 | 0.000 | 11/1/2024 | 10/15/2045 | 0.00 | 0.00 | 0.00 | 254.16 | 254.16 | | None | None | None | None |
| FHLMC MBS 3 2/15/2034 | 3137BGB40 | External Sifiel 8500 (WB 6011) TC-C 713 | 0.000 | 11/1/2024 | 2/15/2034 | 0.00 | 0.00 | 0.00 | 1,547.12 | 1,547.12 | | None | None | None | None |
| FHLMC MBS 3.5 11/1/2047 | 3132XJKF1 | External Sifiel 8500 (WB 6011) TC-C 713 | 0.000 | 11/1/2024 | 11/1/2047 | 0.00 | 0.00 | 0.00 | 3,355.59 | 3,355.59 | | None | None | None | None |
| FHLMC MBS 3.5 3/15/2026 | 3137A7YC8 | External Sifiel 4193 (WB 0356) CC-115 | 0.000 | 11/1/2024 | 3/15/2026 | 0.00 | 0.00 | 0.00 | 18.11 | 18.11 | | None | None | None | None |
| FHLMC MBS 3.505 3/25/2029 | 3137FLN91 | External Sifiel 8500 (WB 6011) TC-C 713 | 0.000 | 11/1/2024 | 3/25/2029 | 0.00 | 0.00 | 0.00 | 2,920.83 | 2,920.83 | | None | None | None | None |

| Description | CUSIP/Ticker | Portfolio Name | YTM @ Cost | Settlement Date | Maturity Date | Face Amount/Shares | Principal | Price | Interest/Dividends | Total | Transaction ID | Manager | Main Fund | Broker/Dealer | Custodian |
|---------------------------------|--------------|--|------------|-----------------|---------------|--------------------|-----------|-------|--------------------|-----------|----------------|---------|-----------|---------------|-----------|
| FHLMC MBS 3.8 9/1/2029 | 3132XGQK5 | External Sifel 8500 (WB 6011) TC-C 713 | 0.000 | 11/1/2024 | 9/1/2029 | 0.00 | 0.00 | 0.00 | 3,267.87 | 3,267.87 | | None | None | None | None |
| FHLMC MBS 4.34 8/1/2028 | 3132XFMR6 | External Sifel 8500 (WB 6011) TC-C 713 | 0.000 | 11/1/2024 | 8/1/2028 | 0.00 | 0.00 | 0.00 | 7,474.44 | 7,474.44 | | None | None | None | None |
| FHLMC MBS 5.706 10/25/2054 | 3137HFX34 | External Sifel 8500 (WB 6011) TC-C 713 | 0.000 | 11/1/2024 | 10/25/2054 | 0.00 | 0.00 | 0.00 | 9,437.22 | 9,437.22 | | None | None | None | None |
| FHLMC MBS 6 1/1/2029 | 3132J4Q77 | External Sifel 8500 (WB 6011) TC-C 713 | 0.000 | 11/1/2024 | 1/1/2029 | 0.00 | 0.00 | 0.00 | 2,371.97 | 2,371.97 | | None | None | None | None |
| FHLMC MBS 6.5 11/1/2053 | 3133N3ZG2 | External Sifel 8500 (WB 6011) TC-C 713 | 0.000 | 11/1/2024 | 11/1/2053 | 0.00 | 0.00 | 0.00 | 6,381.17 | 6,381.17 | | None | None | None | None |
| FHLMC MBS Var. FHLMC 12/25/2024 | 3137F32F0 | External Sifel 8500 (WB 6011) TC-C 713 | 0.000 | 11/1/2024 | 12/25/2024 | 0.00 | 0.00 | 0.00 | 438.52 | 438.52 | | None | None | None | None |
| FHLMC MBS Var. FHLMC 5/1/2052 | 3142BNHB3 | External Sifel 8500 (WB 6011) TC-C 713 | 0.000 | 11/1/2024 | 5/1/2052 | 0.00 | 0.00 | 0.00 | 3,641.68 | 3,641.68 | | None | None | None | None |
| FHLMC MBS Var. FHLMC 6/1/2053 | 31288OXD7 | External Sifel 8500 (WB 6011) TC-C 713 | 0.000 | 11/1/2024 | 6/1/2053 | 0.00 | 0.00 | 0.00 | 7,106.48 | 7,106.48 | | None | None | None | None |
| FHLMC MBS Var. FHLMC 6/25/2030 | 3137FVNB4 | External Sifel 8500 (WB 6011) TC-C 713 | 0.000 | 11/1/2024 | 6/25/2030 | 0.00 | 0.00 | 0.00 | 8,228.77 | 8,228.77 | | None | None | None | None |
| Fifth Third Bank MM | MM9989 | Will County MM, LGIP, Cash TC-C 713 | 0.000 | 11/30/2024 | N/A | 0.00 | 0.00 | 0.00 | 6,443.36 | 6,443.36 | | None | None | None | None |
| Fifth Third Bank MM | MM9997 | Will County MM, LGIP, Cash CC-C 115 | 0.000 | 11/30/2024 | N/A | 0.00 | 0.00 | 0.00 | 17,203.95 | 17,203.95 | | None | None | None | None |
| Fifth Third Securities MM | MM8110 | ARPA Funds Fifth Third 8110 (6281) | 0.000 | 11/30/2024 | N/A | 0.00 | 0.00 | 0.00 | 991.93 | 991.93 | mm interest | None | None | None | None |
| Fifth Third Securities MM | MM1858 | Will County Fifth Third 1858 (5801) TC-C 713 | 0.000 | 11/30/2024 | N/A | 0.00 | 0.00 | 0.00 | 14.97 | 14.97 | mm interest | None | None | None | None |
| Fifth Third Securities MM | MM1858 | Will County Fifth Third 1858 (5801) TC-C 713 | 0.000 | 11/1/2024 | N/A | 0.00 | 0.00 | 0.00 | 14.93 | 14.93 | interest mm | None | None | None | None |
| First Secure Bank & Trust MM | MM1540 | Will County MM, LGIP, Cash CC-C 115 | 0.000 | 11/30/2024 | N/A | 0.00 | 0.00 | 0.00 | 9,042.39 | 9,042.39 | | None | None | None | None |
| First Secure Bank & Trust MM | MM1532 | Will County MM, LGIP, Cash TC-C 713 | 0.000 | 11/30/2024 | N/A | 0.00 | 0.00 | 0.00 | 1,175.86 | 1,175.86 | | None | None | None | None |
| First Secure Community Bank MM | MM2710 | Will County MM, LGIP, Cash TC-C 713 | 0.000 | 11/30/2024 | N/A | 0.00 | 0.00 | 0.00 | 5,408.21 | 5,408.21 | | None | None | None | None |
| First Secure Community Bank MM | MM2870 | Will County MM, LGIP, Cash CC-C 115 | 0.000 | 11/30/2024 | N/A | 0.00 | 0.00 | 0.00 | 13,309.02 | 13,309.02 | | None | None | None | None |
| FNMA MBS 1.5 6/25/2027 | 3136A6A20 | External Sifel 4193 (WB 0356) CC-115 | 0.000 | 11/1/2024 | 6/25/2027 | 0.00 | 0.00 | 0.00 | 48.50 | 48.50 | | None | None | None | None |
| FNMA MBS 1.5 6/25/2040 | 3136BAFH2 | External Sifel 8500 (WB 6011) TC-C 713 | 0.000 | 11/1/2024 | 6/25/2040 | 0.00 | 0.00 | 0.00 | 312.05 | 312.05 | | None | None | None | None |
| FNMA MBS 1.557 11/1/2051 | 3140QMN83 | External Sifel 8500 (WB 6011) TC-C 713 | 0.000 | 11/1/2024 | 11/1/2051 | 0.00 | 0.00 | 0.00 | 2,072.86 | 2,072.86 | | None | None | None | None |
| FNMA MBS 2 10/25/2041 | 3136A9KS6 | External Sifel 4193 (WB 0356) CC-115 | 0.000 | 11/1/2024 | 10/25/2041 | 0.00 | 0.00 | 0.00 | 287.29 | 287.29 | | None | None | None | None |
| FNMA MBS 2.25 6/25/2044 | 3136AMHV4 | External Sifel 8500 (WB 6011) TC-C 713 | 0.000 | 11/1/2024 | 6/25/2044 | 0.00 | 0.00 | 0.00 | 434.70 | 434.70 | | None | None | None | None |

| Description | CUSIP/Ticker | Portfolio Name | YTM @ Cost | Settlement Date | Maturity Date | Face Amount/Shares | Principal | Price | Interest/Dividends | Total | Transaction ID | Manager | Main Fund | Broker/Dealer | Custodian |
|----------------------------------|--------------|---|------------|-----------------|---------------|--------------------|-----------|-------|--------------------|----------|----------------|---------|-----------|---------------|-----------|
| FNMA MBS 2.5 2/1/2035 | 3140XJJ79 | External Stifel 8500 (WB 6011) TC-C 713 | 0.000 | 11/1/2024 | 2/1/2035 | 0.00 | 0.00 | | 4,714.46 | 4,714.46 | | None | None | None | None |
| FNMA MBS 3 1/1/2036 | 3140XKQS2 | External Stifel 8500 (WB 6011) TC-C 713 | 0.000 | 11/1/2024 | 1/1/2036 | 0.00 | 0.00 | | 5,660.52 | 5,660.52 | | None | None | None | None |
| FNMA MBS 3.01 2/1/2027 | 3138LHG57 | External Stifel 8500 (WB 6011) TC-C 713 | 0.000 | 11/1/2024 | 2/1/2027 | 0.00 | 0.00 | | 4,952.58 | 4,952.58 | | None | None | None | None |
| FNMA MBS 3.5 12/1/2029 | 3138ENZ36 | External Stifel 8500 (WB 6011) TC-C 713 | 0.000 | 11/1/2024 | 12/1/2029 | 0.00 | 0.00 | | 1,954.34 | 1,954.34 | | None | None | None | None |
| FNMA MBS 3.75 12/25/2046 | 3136BNDR4 | External Stifel 8500 (WB 6011) TC-C 713 | 0.000 | 11/1/2024 | 12/25/2046 | 0.00 | 0.00 | | 6,932.24 | 6,932.24 | | None | None | None | None |
| FNMA MBS 3.848 1/1/2053 | 3140N6FC1 | External Stifel 8500 (WB 6011) TC-C 713 | 0.000 | 11/1/2024 | 1/1/2053 | 0.00 | 0.00 | | 5,303.14 | 5,303.14 | | None | None | None | None |
| FNMA MBS 4 10/25/2033 | 3136BNS64 | External Stifel 8500 (WB 6011) TC-C 713 | 0.000 | 11/1/2024 | 10/25/2033 | 0.00 | 0.00 | | 5,128.10 | 5,128.10 | | None | None | None | None |
| FNMA MBS 4 6/1/2043 | 3140XMRB4 | External Stifel 8500 (WB 6011) TC-C 713 | 0.000 | 11/1/2024 | 6/1/2043 | 0.00 | 0.00 | | 5,958.14 | 5,958.14 | | None | None | None | None |
| FNMA MBS 4.5 6/1/2043 | 3140XMBM7 | External Stifel 8500 (WB 6011) TC-C 713 | 0.000 | 11/1/2024 | 6/1/2043 | 0.00 | 0.00 | | 6,584.77 | 6,584.77 | | None | None | None | None |
| FNMA MBS 4.59 4/1/2028 | 3140LKBM4 | External Stifel 8500 (WB 6011) TC-C 713 | 0.000 | 11/1/2024 | 4/1/2028 | 0.00 | 0.00 | | 7,114.50 | 7,114.50 | | None | None | None | None |
| FNMA MBS 4.815 9/1/2028 | 3140LLUF6 | External Stifel 8500 (WB 6011) TC-C 713 | 0.000 | 11/1/2024 | 9/1/2028 | 0.00 | 0.00 | | 8,707.12 | 8,707.12 | | None | None | None | None |
| FNMA MBS 5.249 3/1/2053 | 3140JB5T9 | External Stifel 8500 (WB 6011) TC-C 713 | 0.000 | 11/1/2024 | 3/1/2053 | 0.00 | 0.00 | | 6,849.29 | 6,849.29 | | None | None | None | None |
| FNMA MBS 6 11/1/2043 | 3140XMU46 | External Stifel 8500 (WB 6011) TC-C 713 | 0.000 | 11/1/2024 | 11/1/2043 | 0.00 | 0.00 | | 8,110.36 | 8,110.36 | | None | None | None | None |
| FNMA MBS 6.006 9/25/2053 | 3136BQY45 | External Stifel 8500 (WB 6011) TC-C 713 | 0.000 | 11/1/2024 | 9/25/2053 | 0.00 | 0.00 | | 8,168.36 | 8,168.36 | | None | None | None | None |
| FNMA MBS Var. FNMA 2/25/2027 | 3136AVKR9 | External Stifel 8500 (WB 6011) TC-C 713 | 0.000 | 11/1/2024 | 2/25/2027 | 0.00 | 0.00 | | 2,013.52 | 2,013.52 | | None | None | None | None |
| FNMA MBS Var. FNMA 4/25/2048 | 3136B1VC5 | External Stifel 8500 (WB 6011) TC-C 713 | 0.000 | 11/1/2024 | 4/25/2048 | 0.00 | 0.00 | | 5,808.48 | 5,808.48 | | None | None | None | None |
| FNMA MBS Var. FNMA 7/1/2053 | 3140JCBL7 | External Stifel 8500 (WB 6011) TC-C 713 | 0.000 | 11/1/2024 | 7/1/2053 | 0.00 | 0.00 | | 7,894.36 | 7,894.36 | | None | None | None | None |
| FNMA MBS Var. FNMA 7/25/2049 | 3136B45N4 | External Stifel 8500 (WB 6011) TC-C 713 | 0.000 | 11/1/2024 | 7/25/2049 | 0.00 | 0.00 | | 7,207.61 | 7,207.61 | | None | None | None | None |
| FNMA MBS Var. FNMA 9/25/2061 | 3136BGXY2 | External Stifel 8500 (WB 6011) TC-C 713 | 0.000 | 11/1/2024 | 9/25/2061 | 0.00 | 0.00 | | 3,226.52 | 3,226.52 | | None | None | None | None |
| FNMA MBS Var. FNMA 9/25/2061 | 3136BGXY2 | External Stifel 4193 (WB 0356) CC-115 | 0.000 | 11/1/2024 | 9/25/2061 | 0.00 | 0.00 | | 789.57 | 789.57 | | None | None | None | None |
| FRESB MBS Var. Corp 2/25/2039 | 30298BAE3 | External Stifel 4193 (WB 0356) CC-115 | 0.000 | 11/1/2024 | 2/25/2039 | 0.00 | 0.00 | | 1,292.45 | 1,292.45 | | None | None | None | None |
| FRESB MBS Var. Corp 3/25/2037 | 30295YAB2 | External Stifel 4193 (WB 0356) CC-115 | 0.000 | 11/1/2024 | 3/25/2037 | 0.00 | 0.00 | | 760.38 | 760.38 | | None | None | None | None |
| FRESB MBS Var. Corp 5/25/2039 | 30298LAB7 | External Stifel 4193 (WB 0356) | 0.000 | 11/1/2024 | 5/25/2039 | 0.00 | 0.00 | | 325.08 | 325.08 | | None | None | None | None |

| Description | CUSIP/Ticker | Portfolio Name | YTM @ Cost | Settlement Date | Maturity Date | Face Amount/Shares | Principal | Price | Interest/Dividends | Total | Transaction ID | Manager | Main Fund | Broker/Dealer | Custodian |
|--------------------------------------|--------------|---|------------|-----------------|---------------|--------------------|-----------|-------|--------------------|-----------|----------------|---------|-----------|---------------|-----------|
| | | CC-115 | | | | | | | | | | | | | |
| FRESB MBS Var. Corp 7/25/2038 | 30297PAF0 | External Stifel 4193 (WB 0356) CC-115 | 0.000 | 11/1/2024 | 7/25/2038 | 0.00 | 0.00 | | 699.47 | 699.47 | | None | None | None | None |
| FRESB MBS Var. Corp 8/25/2039 | 30298WAE7 | External Stifel 4193 (WB 0356) CC-115 | 0.000 | 11/1/2024 | 8/25/2039 | 0.00 | 0.00 | | 2,101.44 | 2,101.44 | | None | None | None | None |
| GNMA MBS 1 1/20/2050 | 38383AUP7 | External Stifel 8500 (WB 6011) TC-C 713 | 0.000 | 11/1/2024 | 1/20/2050 | 0.00 | 0.00 | | 831.83 | 831.83 | | None | None | None | None |
| GNMA MBS 1.25 9/16/2027 | 38378HXX4 | External Stifel 4193 (WB 0356) CC-115 | 0.000 | 11/1/2024 | 9/16/2027 | 0.00 | 0.00 | | 29.13 | 29.13 | | None | None | None | None |
| GNMA MBS 2 8/20/2025 | 38375GG47 | External Stifel 4193 (WB 0356) CC-115 | 0.000 | 11/1/2024 | 8/20/2025 | 0.00 | 0.00 | | 20.47 | 20.47 | | None | None | None | None |
| GNMA MBS 2.4 9/16/2050 | 38379U4F0 | External Stifel 8500 (WB 6011) TC-C 713 | 0.000 | 11/1/2024 | 9/16/2050 | 0.00 | 0.00 | | 450.63 | 450.63 | | None | None | None | None |
| GNMA MBS 2.85 8/16/2054 | 38378XUC3 | External Stifel 4193 (WB 0356) CC-115 | 0.000 | 11/1/2024 | 8/16/2054 | 0.00 | 0.00 | | 54.32 | 54.32 | | None | None | None | None |
| GNMA MBS 3 4/20/2050 | 3622ABT28 | External Stifel 8500 (WB 6011) TC-C 713 | 0.000 | 11/1/2024 | 4/20/2050 | 0.00 | 0.00 | | 5,682.42 | 5,682.42 | | None | None | None | None |
| GNMA MBS 4.5 2/20/2048 | 38383LLS7 | External Stifel 8500 (WB 6011) TC-C 713 | 0.000 | 11/1/2024 | 2/20/2048 | 0.00 | 0.00 | | 3,553.13 | 3,553.13 | | None | None | None | None |
| GNMA MBS 5 1/20/2052 | 38383WWD4 | External Stifel 8500 (WB 6011) TC-C 713 | 0.000 | 11/1/2024 | 1/20/2052 | 0.00 | 0.00 | | 5,446.17 | 5,446.17 | | None | None | None | None |
| GNMA MBS 5 10/20/2051 | 38384JQG2 | External Stifel 8500 (WB 6011) TC-C 713 | 0.000 | 11/1/2024 | 10/20/2051 | 0.00 | 0.00 | | 7,943.03 | 7,943.03 | | None | None | None | None |
| GNMA MBS 5 4/20/2053 | 36179XX50 | External Stifel 8500 (WB 6011) TC-C 713 | 0.000 | 11/1/2024 | 4/20/2053 | 0.00 | 0.00 | | 7,033.11 | 7,033.11 | | None | None | None | None |
| GNMA MBS 5.5 3/20/2048 | 38384AR21 | External Stifel 8500 (WB 6011) TC-C 713 | 0.000 | 11/1/2024 | 3/20/2048 | 0.00 | 0.00 | | 4,819.50 | 4,819.50 | | None | None | None | None |
| GNMA MBS Var. GNMA 12/16/2047 | 38378N5Q2 | External Stifel 8500 (WB 6011) TC-C 713 | 0.000 | 11/1/2024 | 12/16/2047 | 0.00 | 0.00 | | 456.98 | 456.98 | | None | None | None | None |
| GNMA MBS Var. GNMA 12/16/2047 | 38378N5Q2 | External Stifel 4193 (WB 0356) CC-115 | 0.000 | 11/1/2024 | 12/16/2047 | 0.00 | 0.00 | | 262.88 | 262.88 | | None | None | None | None |
| GNMA MBS Var. GNMA 2/20/2041 | 38379WM74 | External Stifel 4193 (WB 0356) CC-115 | 0.000 | 11/1/2024 | 2/20/2041 | 0.00 | 0.00 | | 752.43 | 752.43 | | None | None | None | None |
| GNMA MBS Var. GNMA 2/20/2053 | 3622ACFD7 | External Stifel 8500 (WB 6011) TC-C 713 | 0.000 | 11/1/2024 | 2/20/2053 | 0.00 | 0.00 | | 4,786.41 | 4,786.41 | | None | None | None | None |
| GNMA MBS Var. GNMA 4/20/2054 | 38384MLA3 | External Stifel 8500 (WB 6011) TC-C 713 | 0.000 | 11/20/2024 | 4/20/2054 | 0.00 | 0.00 | | 10,200.68 | 10,200.68 | | None | None | None | None |
| GNMA MBS Var. GNMA 6/20/2053 | 3622ACNG1 | External Stifel 8500 (WB 6011) TC-C 713 | 0.000 | 11/1/2024 | 6/20/2053 | 0.00 | 0.00 | | 7,683.75 | 7,683.75 | | None | None | None | None |
| Harris County TX 2.363 11/15/2026-26 | 414008CP5 | External Stifel 8500 (WB 6011) TC-C 713 | 0.000 | 11/15/2024 | 11/15/2026 | 0.00 | 0.00 | | 14,768.75 | 14,768.75 | | None | None | None | None |
| Harris County TX 2.759 5/15/2026-28 | 414009NU0 | External Stifel 8500 (WB 6011) TC-C 713 | 0.000 | 11/15/2024 | 5/15/2028 | 0.00 | 0.00 | | 20,692.50 | 20,692.50 | | None | None | None | None |
| Hawaii State 3 5/1/2026 | 419792RD0 | External UBS 2916 CC-115 | 0.000 | 11/1/2024 | 5/1/2026 | 0.00 | 0.00 | | 3,525.00 | 3,525.00 | | None | None | None | None |

| Description | CUSIP/Ticker | Portfolio Name | YTM @ Cost | Settlement Date | Maturity Date | Face Amount/Shares | Principal | Price | Interest/Dividends | Total | Transaction ID | Manager | Main Fund | Broker/Dealer | Custodian |
|---|--------------|---|------------|-----------------|---------------|--------------------|-----------|-------|--------------------|-----------|----------------|---------|-----------|---------------|-----------|
| ILLINOIS STATES.11 5/1/2027 | 452153S52 | Will County Fifth Third 1858 (6801) TC-C 713 | 0.000 | 11/1/2024 | 5/1/2027 | 0.00 | 0.00 | 0.00 | 51,110.00 | 51,110.00 | | None | None | None | None |
| Illinois State 5.19 5/1/2027-27 | 452153HY8 | Will County Fifth Third 1858 (6801) TC-C 713 | 0.000 | 11/1/2024 | 5/1/2027 | 0.00 | 0.00 | 0.00 | 63,433.33 | 63,433.33 | | None | None | None | None |
| MAXSAFE Bank MM | MM2144 | Will County MM, LGIP, Cash TC-C 713 | 0.000 | 11/30/2024 | N/A | 0.00 | 0.00 | 0.00 | 20,780.44 | 20,780.44 | | None | None | None | None |
| MetLife Inc 3.6 11/13/2025-25 | 59159RB00 | External UBS 2916 CC-115 | 0.000 | 11/13/2024 | 11/13/2025 | 0.00 | 0.00 | 0.00 | 9,000.00 | 9,000.00 | | None | None | None | None |
| Microsoft Corp 3.125 11/3/2025-25 | 594918BJ2 | External UBS 2916 CC-115 | 0.000 | 11/3/2024 | 11/3/2025 | 0.00 | 0.00 | 0.00 | 13,890.63 | 13,890.63 | | None | None | None | None |
| New York City NY 3.7 5/1/2027-27 | 64971XDY1 | External Stifel 8500 (WB 6011) TC-C 713 | 0.000 | 11/1/2024 | 5/1/2027 | 0.00 | 0.00 | 0.00 | 42,550.00 | 42,550.00 | | None | None | None | None |
| Old National BankMM | MM1671 | Will County MM, LGIP, Cash CC-C 115 | 0.000 | 11/30/2024 | N/A | 0.00 | 0.00 | 0.00 | 14,104.75 | 14,104.75 | | None | None | None | None |
| Old National WM MM | MM6142 | External Old National 6142 (FMW 0334) TC-C 713 | 0.000 | 11/30/2024 | N/A | 0.00 | 0.00 | 0.00 | 698.79 | 698.79 | interest mm | None | None | None | None |
| Old Plank Trail MM | MM1766 | Will County MM, LGIP, Cash CC-C 115 | 0.000 | 11/30/2024 | N/A | 0.00 | 0.00 | 0.00 | 25,421.06 | 25,421.06 | | None | None | None | None |
| Old Second Bank MM | MM7457 | Will County MM, LGIP, Cash CC-C 115 | 0.000 | 11/30/2024 | N/A | 0.00 | 0.00 | 0.00 | 791.43 | 791.43 | | None | None | None | None |
| Old Second Bank MM | MM4914 | Will County MM, LGIP, Cash TC-C 713 | 0.000 | 11/30/2024 | N/A | 0.00 | 0.00 | 0.00 | 771.99 | 771.99 | | None | None | None | None |
| PeopleFirst Bank MM | MM7360 | Will County MM, LGIP, Cash CC-C 115 | 0.000 | 11/30/2024 | N/A | 0.00 | 0.00 | 0.00 | 17,107.71 | 17,107.71 | | None | None | None | None |
| PeopleFirst Bank MM | MM4000 | Will County MM, LGIP, Cash TC-C 713 | 0.000 | 11/30/2024 | N/A | 0.00 | 0.00 | 0.00 | 21,678.49 | 21,678.49 | | None | None | None | None |
| Pfizer Enterprises 4.75 5/19/2033-33 | 716973AE2 | External UBS 2916 CC-115 | 0.000 | 11/19/2024 | 5/19/2033 | 0.00 | 0.00 | 0.00 | 14,250.00 | 14,250.00 | | None | None | None | None |
| PNC Bank MM | MM1355 | Will County MM, LGIP, Cash TC-C 713 | 0.000 | 11/30/2024 | N/A | 0.00 | 0.00 | 0.00 | 5,650.93 | 5,650.93 | | None | None | None | None |
| Providence Bank & Trust MM | MM0203 | Will County MM, LGIP, Cash TC-C 713 | 0.000 | 11/30/2024 | N/A | 0.00 | 0.00 | 0.00 | 843.31 | 843.31 | | None | None | None | None |
| Providence Bank & Trust MM | MM0195 | Will County MM, LGIP, Cash CC-C 115 | 0.000 | 11/30/2024 | N/A | 0.00 | 0.00 | 0.00 | 7,395.36 | 7,395.36 | | None | None | None | None |
| Republic Bank4.647 12/22/2024 | CD1230 | Will County Investments TC-C 713 | 0.000 | 11/30/2024 | 12/22/2024 | 0.00 | 0.00 | 0.00 | 3,975.44 | 3,975.44 | | None | None | None | None |
| Republic Bank4.647 12/22/2024 | CD3691A | Will County Investments CC-C 115 | 0.000 | 11/30/2024 | 12/22/2024 | 0.00 | 0.00 | 0.00 | 11,926.32 | 11,926.32 | | None | None | None | None |
| Republic Bank4.889 1/22/2025 | CD8034B | Will County Investments CC-C 115 | 0.000 | 11/30/2024 | 1/22/2025 | 0.00 | 0.00 | 0.00 | 12,573.57 | 12,573.57 | | None | None | None | None |
| Republic Bank4.889 1/22/2025 | CD8455B | Will County Investments TC-C 713 | 0.000 | 11/30/2024 | 1/22/2025 | 0.00 | 0.00 | 0.00 | 4,191.19 | 4,191.19 | | None | None | None | None |
| Republic Bank MM | MM3495 | Will County MM, LGIP, Cash CC-C 115 | 0.000 | 11/30/2024 | N/A | 0.00 | 0.00 | 0.00 | 7,636.18 | 7,636.18 | | None | None | None | None |
| Republic Bank MM | MM2085 | Will County MM, LGIP, Cash TC-C 713 | 0.000 | 11/30/2024 | N/A | 0.00 | 0.00 | 0.00 | 18,440.45 | 18,440.45 | | None | None | None | None |

| Description | CUSIP/Ticker | Portfolio Name | YTM @ Cost | Settlement Date | Maturity Date | Face Amount/Shares | Principal | Price | Interest/Dividends | Total | Transaction ID | Manager | Main Fund | Broker/Dealer | Custodian |
|---|----------------|--|------------|-----------------|---------------|--------------------|--------------|-------------|---------------------|---------------------|-----------------|-------------------------------|---|---------------------------|---|
| SBA MBS 3.82 5/1/2042 | 83162CP49 | External Sifel 8500 (WB 6011) TC-C 713 | 0.000 | 11/1/2024 | 5/1/2042 | 0.00 | 0.00 | 0.00 | 19,448.91 | 19,448.91 | | None | None | None | None |
| Sifel Corporate Class C MM | MM4193 | External Sifel 4193 (WB 0356) CC-115 | 0.000 | 11/30/2024 | N/A | 0.00 | 0.00 | 0.00 | 5,715.18 | 5,715.18 | interest mm | None | None | None | None |
| Sifel Treasurer Class C MM | MM6500 | External Sifel 8500 (WB 6011) TC-C 713 | 0.000 | 11/30/2024 | N/A | 0.00 | 0.00 | 0.00 | 13.35 | 13.35 | interest credit | None | None | None | None |
| Sifel Treasurer Class C MM | MM6500 | External Sifel 8500 (WB 6011) TC-C 713 | 0.000 | 11/30/2024 | N/A | 0.00 | 0.00 | 0.00 | 5,849.37 | 5,849.37 | interest mm | None | None | None | None |
| T-Note 1.25 11/30/2026 | 91282CDK4 | External Old National 6142 (FAMW 0334) TC-C 713 | 0.000 | 11/30/2024 | 11/30/2026 | 0.00 | 0.00 | 0.00 | 3,125.00 | 3,125.00 | | None | None | None | None |
| T-Note 2.25 11/15/2024 | 912828G38 | External UBS 2916 CC-115 | 0.000 | 11/15/2024 | 11/15/2024 | 0.00 | 0.00 | 0.00 | 1,687.50 | 1,687.50 | | None | None | None | None |
| T-Note 2.875 5/15/2028 | 9128284N7 | External UBS 2916 CC-115 | 0.000 | 11/15/2024 | 5/15/2028 | 0.00 | 0.00 | 0.00 | 4,743.75 | 4,743.75 | | None | None | None | None |
| T-Note 4.5 11/30/2024 | 91282CFX4 | External Old National 6142 (FAMW 0334) TC-C 713 | 0.000 | 11/30/2024 | 11/30/2024 | 0.00 | 0.00 | 0.00 | 11,250.00 | 11,250.00 | | None | None | None | None |
| T-Note 4.875 11/30/2025 | 91282CJL6 | External Old National 6142 (FAMW 0334) TC-C 713 | 0.000 | 11/30/2024 | 11/30/2025 | 0.00 | 0.00 | 0.00 | 7,312.50 | 7,312.50 | | None | None | None | None |
| Triborough B&T NY 4.284 11/15/2024-24 | 89602NIJ44 | External Sifel 8500 (WB 6011) TC-C 713 | 0.000 | 11/15/2024 | 11/15/2024 | 0.00 | 0.00 | 0.00 | 64,260.00 | 64,260.00 | | None | None | None | None |
| Trust Bank 3.3 5/15/2026-26 | 86787GAJ1 | Will County Fifth Third 1858 (5801) TC-C 713 | 0.000 | 11/15/2024 | 5/15/2026 | 0.00 | 0.00 | 0.00 | 8,250.00 | 8,250.00 | | None | None | None | None |
| UBS Financial MM | MM2916 | External UBS 2916 CC-115 | 0.000 | 11/30/2024 | N/A | 0.00 | 0.00 | 0.00 | 22.55 | 22.55 | interest mm | None | None | None | None |
| University of California 0.883 5/15/2025-25 | 91412HGE7 | External Sifel 4193 (WB 0356) CC-115 | 0.000 | 11/15/2024 | 5/15/2025 | 0.00 | 0.00 | 0.00 | 5,739.50 | 5,739.50 | | None | None | None | None |
| WestPack 1.019 11/18/2024-24 | 961214EU3 | External Old National 6142 (FAMW 0334) TC-C 713 | 0.000 | 11/18/2024 | 11/18/2024 | 0.00 | 0.00 | 0.00 | 1,528.50 | 1,528.50 | | None | None | None | None |
| Sub Total / Average Interest | | | | | | 0.00 | 0.00 | 0.00 | 1,109,223.54 | 1,109,223.54 | | | | | |
| Matured | | | | | | | | | | | | | | | |
| Abbie Inc 2.6 11/21/2024-24 | 00287YBZ1-1963 | Will County Fifth Third 3749 (1963) CC-115 | 0.000 | 11/21/2024 | 11/21/2024 | 1,000,000.00 | 1,000,000.00 | 0 | 0.00 | 1,000,000.00 | | 115 Corporate Class C | Internal Fifth Third Securities | Fifth Third Securities | Fifth Third Securities 3749 (1963) |
| Abbie Inc 2.6 11/21/2024-24 | 00287YBZ1 | Will County Fifth Third 1858 (5801) TC-C 713 | 0.000 | 11/21/2024 | 11/21/2024 | 2,000,000.00 | 2,000,000.00 | 0 | 0.00 | 2,000,000.00 | | 713 Treasurer Class C | Internal Fifth Third Securities | Fifth Third Securities | Fifth Third Securities 1858 (5801) |
| HSBC USA Inc 0 11/8/2024 | 40434PL87 | ARPA Funds Fifth Third 8110 (6281) | 0.000 | 11/8/2024 | 11/8/2024 | 4,000,000.00 | 4,000,000.00 | 0 | 0.00 | 4,000,000.00 | | ARPA Funds | Internal ARPA | Fifth Third Securities | Fifth Third Securities 8110 (6281) ARPA |
| T-Bill 0 11/29/2024 | 912797HP5 | Will County JPMorgan 4912 TC-C 713 | 0.000 | 11/29/2024 | 11/29/2024 | 2,000,000.00 | 2,000,000.00 | 0 | 0.00 | 2,000,000.00 | | 713 Treasurer Class C | Internal JPMorgan Securities | JPMorgan Securities | JPMorgan Securities 4912 |
| T-Bill 0 11/29/2024 | 912797HP5 | Will County JPMorgan 0484 CC-115 | 0.000 | 11/29/2024 | 11/29/2024 | 7,170,000.00 | 7,170,000.00 | 0 | 0.00 | 7,170,000.00 | | 115 Corporate Class C | Internal JPMorgan Securities | JPMorgan Securities | JPMorgan Securities 0484 |
| T-Note 2.25 11/15/2024 | 912828G38 | External UBS 2916 CC-115 | 0.000 | 11/15/2024 | 11/15/2024 | 18,000.00 | 18,000.00 | 0 | 0.00 | 18,000.00 | | 115 Corporate Class C | External Manager UBS | UBS Financial | External UBS 2916 |
| T-Note 2.25 11/15/2024 | 912828G38 | External UBS 2916 CC-115 | 0.000 | 11/15/2024 | 11/15/2024 | 21,000.00 | 21,000.00 | 0 | 0.00 | 21,000.00 | | 115 Corporate Class C | External Manager UBS | UBS Financial | External UBS 2916 |

| Description | CUSIP/Ticker | Portfolio Name | YTM @ Cost | Settlement Date | Maturity Date | Face Amount/Shares | Principal | Price | Interest/Dividends | Total | Transaction ID | Manager | Main Fund | Broker/Dealer | Custodian |
|------------------------------|--------------|--|------------|-----------------|---------------|--------------------|-----------|-------|--------------------|-----------|-----------------------|--------------------------|------------------|------------------------------------|-----------|
| | | TC-C 713 | | | | | | | | | | | | | |
| FNMA MBS 1.5 6/25/2027 | 3136A6A20 | External Sifel 8500 (WB 0356) CC-115 | 0.000 | 11/25/2024 | 6/25/2027 | 3,071.28 | 3,071.28 | 0 | 0.00 | 3,071.28 | 115 Corporate Class C | External Manager Sifel | Stonex Financial | External Sifel 4193 (WB 0356) | |
| FNMA MBS 1.5 6/25/2040 | 3136BAFH2 | External Sifel 8500 (WB 6011) TC-C 713 | 0.000 | 11/15/2024 | 6/25/2040 | 4,387.54 | 4,387.54 | 0 | 0.00 | 4,387.54 | None | None | None | None | |
| FNMA MBS 1.557 11/1/2051 | 3140CMN83 | External Sifel 8500 (WB 6011) TC-C 713 | 0.000 | 11/15/2024 | 11/1/2051 | 20,794.66 | 20,794.66 | 0 | 0.00 | 20,794.66 | None | None | None | None | |
| FNMA MBS 2 10/25/2041 | 3136A9KS6 | External Sifel 4193 (WB 0356) CC-115 | 0.000 | 11/25/2024 | 10/25/2041 | 2,340.70 | 2,340.70 | 0 | 0.00 | 2,340.70 | 115 Corporate Class C | External Manager Sifel | Stonex Financial | External Sifel 4193 (WB 0356) | |
| FNMA MBS 2.25 6/25/2044 | 3136AMHV4 | External Sifel 8500 (WB 6011) TC-C 713 | 0.000 | 11/15/2024 | 6/25/2044 | 5,778.51 | 5,778.51 | 0 | 0.00 | 5,778.51 | None | None | None | None | |
| FNMA MBS 2.5 2/1/2035 | 3140XJJ79 | External Sifel 8500 (WB 6011) TC-C 713 | 0.000 | 11/15/2024 | 2/1/2035 | 30,995.20 | 30,995.20 | 0 | 0.00 | 30,995.20 | None | None | None | None | |
| FNMA MBS 3 1/1/2036 | 3140XKQ52 | External Sifel 8500 (WB 6011) TC-C 713 | 0.000 | 11/15/2024 | 1/1/2036 | 48,001.95 | 48,001.95 | 0 | 0.00 | 48,001.95 | None | None | None | None | |
| FNMA MBS 3.01 2/1/2027 | 3138LHG57 | External Sifel 8500 (WB 6011) TC-C 713 | 0.000 | 11/15/2024 | 2/1/2027 | 2,822.32 | 2,822.32 | 0 | 0.00 | 2,822.32 | None | None | None | None | |
| FNMA MBS 3.5 12/1/2029 | 3138ENZ36 | External Sifel 8500 (WB 6011) TC-C 713 | 0.000 | 11/15/2024 | 12/1/2029 | 20,328.73 | 20,328.73 | 0 | 0.00 | 20,328.73 | None | None | None | None | |
| FNMA MBS 3.75 12/25/2046 | 3136BNDR4 | External Sifel 8500 (WB 6011) TC-C 713 | 0.000 | 11/15/2024 | 12/25/2046 | 39,762.30 | 39,762.30 | 0 | 0.00 | 39,762.30 | None | None | None | None | |
| FNMA MBS 3.848 1/1/2053 | 3140N6FC1 | External Sifel 8500 (WB 6011) TC-C 713 | 0.000 | 11/15/2024 | 1/1/2053 | 3,704.76 | 3,704.76 | 0 | 0.00 | 3,704.76 | None | None | None | None | |
| FNMA MBS 4 10/25/2033 | 3136BNS64 | External Sifel 8500 (WB 6011) TC-C 713 | 0.000 | 11/15/2024 | 10/25/2033 | 12,085.87 | 12,085.87 | 0 | 0.00 | 12,085.87 | None | None | None | None | |
| FNMA MBS 4 6/1/2043 | 3140XMR84 | External Sifel 8500 (WB 6011) TC-C 713 | 0.000 | 11/15/2024 | 6/1/2043 | 19,670.08 | 19,670.08 | 0 | 0.00 | 19,670.08 | None | None | None | None | |
| FNMA MBS 4.5 6/1/2043 | 3140XMBM7 | External Sifel 8500 (WB 6011) TC-C 713 | 0.000 | 11/15/2024 | 6/1/2043 | 21,249.02 | 21,249.02 | 0 | 0.00 | 21,249.02 | None | None | None | None | |
| FNMA MBS 4.59 4/1/2028 | 3140LKBM4 | External Sifel 8500 (WB 6011) TC-C 713 | 0.000 | 11/15/2024 | 4/1/2028 | 7,114.50 | 7,114.50 | 0 | 0.00 | 7,114.50 | None | None | None | None | |
| FNMA MBS 5.249 3/1/2053 | 3140LJBT9 | External Sifel 8500 (WB 6011) TC-C 713 | 0.000 | 11/15/2024 | 3/1/2053 | 2,819.34 | 2,819.34 | 0 | 0.00 | 2,819.34 | None | None | None | None | |
| FNMA MBS 6 11/1/2043 | 3140XMLJ46 | External Sifel 8500 (WB 6011) TC-C 713 | 0.000 | 11/15/2024 | 11/1/2043 | 39,560.42 | 39,560.42 | 0 | 0.00 | 39,560.42 | None | None | None | None | |
| FNMA MBS 6.006 9/25/2053 | 3136BOY45 | External Sifel 8500 (WB 6011) TC-C 713 | 0.000 | 11/15/2024 | 9/25/2053 | 75,373.89 | 75,373.89 | 0 | 0.00 | 75,373.89 | None | None | None | None | |
| FNMA MBS Var. FNMA 2/25/2027 | 3136AVKR9 | External Sifel 8500 (WB 6011) TC-C 713 | 0.000 | 11/15/2024 | 2/25/2027 | 1,351.01 | 1,351.01 | 0 | 0.00 | 1,351.01 | None | None | None | None | |
| FNMA MBS Var. FNMA 4/25/2048 | 3136B1VC5 | External Sifel 8500 (WB 6011) TC-C 713 | 0.000 | 11/15/2024 | 4/25/2048 | 17,386.18 | 17,386.18 | 0 | 0.00 | 17,386.18 | None | None | None | None | |
| FNMA MBS Var. FNMA 7/1/2053 | 3140JCBL7 | External Sifel 8500 (WB 6011) TC-C 713 | 0.000 | 11/15/2024 | 7/1/2053 | 3,508.32 | 3,508.32 | 0 | 0.00 | 3,508.32 | None | None | None | None | |
| FNMA MBS Var. FNMA 7/25/2049 | 3136B45N4 | External Sifel 8500 (WB 6011) TC-C 713 | 0.000 | 11/15/2024 | 7/25/2049 | 15,022.19 | 15,022.19 | 0 | 0.00 | 15,022.19 | None | None | None | None | |

| Description | CUSIP/Ticker | Portfolio Name | YTM @ Cost | Settlement Date | Maturity Date | Face Amount/Shares | Principal | Price | Interest/Dividends | Total | Transaction ID | Manager | Main Fund | Broker/Dealer | Custodian |
|---|--------------|---|------------|-----------------|---------------|--------------------|-------------------|-------|--------------------|-------------------|----------------------------|---------|-----------|---------------|-----------|
| TC-C 713 | | | | | | | | | | | | | | | |
| GNMA MBS Ver. 6/20/2053 | 3622ACNG1 | External Sifel 8500 (WB 6011) TC-C 713 | 0.000 | 11/15/2024 | 6/20/2053 | 2,790.22 | 2,790.22 | 0 | 0.00 | 2,790.22 | | None | None | None | None |
| SBA MBS 3.82 5/1/2042 | 83162CP49 | External Sifel 8500 (WB 6011) TC-C 713 | 0.000 | 11/15/2024 | 5/1/2042 | 22,788.58 | 22,788.58 | 0 | 0.00 | 22,788.58 | | None | None | None | None |
| Sub Total / Average Principal Pay Down | | | | | | 907,488.97 | 907,488.97 | | 0.00 | 907,488.97 | | | | | |
| Withdraw | | | | | | | | | | | | | | | |
| ARPA Old National Bank MM | MM6279 | ARPA Funds Money Market Accounts | 0.000 | 11/30/2024 | N/A | 2,949,292.92 | 2,949,292.92 | 0 | 0.00 | 2,949,292.92 | | None | None | None | None |
| Commerce Bank MM | MM1905 | Will County MM, LGIP, Cash CC-C 115 | 0.000 | 11/30/2024 | N/A | 5.00 | 5.00 | 0 | 0.00 | 5.00 | | None | None | None | None |
| Commerce Bank MM | MM9959 | Will County MM, LGIP, Cash TC-C 713 | 0.000 | 11/30/2024 | N/A | 14.00 | 14.00 | 0 | 0.00 | 14.00 | | None | None | None | None |
| Fifth Third Bank MM | MM9989 | Will County MM, LGIP, Cash TC-C 713 | 0.000 | 11/30/2024 | N/A | 53.25 | 53.25 | 0 | 0.00 | 53.25 | | None | None | None | None |
| Fifth Third Bank MM | MM9997 | Will County MM, LGIP, Cash CC-C 115 | 0.000 | 11/21/2024 | N/A | 2,000,000.00 | 2,000,000.00 | 0 | 0.00 | 2,000,000.00 | | None | None | None | None |
| Fifth Third Bank MM | MM9997 | Will County MM, LGIP, Cash CC-C 115 | 0.000 | 11/13/2024 | N/A | 53.25 | 53.25 | 0 | 0.00 | 53.25 | | None | None | None | None |
| Fifth Third Securities MM | MM3749 | Will County Fifth Third 3749 (1963) CC-115 | 0.000 | 11/30/2024 | N/A | 1,013,000.00 | 1,013,000.00 | 0 | 0.00 | 1,013,000.00 | wire tr out 0642 | None | None | None | None |
| Fifth Third Securities MM | MM1858 | Will County Fifth Third 1858 (5801) TC-C 713 | 0.000 | 11/30/2024 | N/A | 1,970,556.94 | 1,970,556.94 | 0 | 0.00 | 1,970,556.94 | new purchases | None | None | None | None |
| Fifth Third Securities MM | MM1858 | Will County Fifth Third 1858 (5801) TC-C 713 | 0.000 | 11/30/2024 | N/A | 2,070,250.00 | 2,070,250.00 | 0 | 0.00 | 2,070,250.00 | wire tr out 3169 | None | None | None | None |
| Fifth Third Securities MM | MM8110 | ARPA Funds Fifth Third 8110 (6281) CC-115 | 0.000 | 11/14/2024 | N/A | 4,000,000.00 | 4,000,000.00 | 0 | 0.00 | 4,000,000.00 | wire tr out 6279 | None | None | None | None |
| Fifth Third Securities MM | MM3749 | Will County Fifth Third 3749 (1963) CC-115 | 0.000 | 11/14/2024 | N/A | 42,761,124.60 | 42,761,124.60 | 0 | 0.00 | 42,761,124.60 | wire tr out conversion | None | None | None | None |
| Fifth Third Securities MM | MM8110 | ARPA Funds Fifth Third 8110 (6281) CC-115 | 0.000 | 11/14/2024 | N/A | 3,997,942.24 | 3,997,942.24 | 0 | 0.00 | 3,997,942.24 | wire tr out conversion | None | None | None | None |
| Fifth Third Securities MM | MM1858 | Will County Fifth Third 1858 (5801) TC-C 713 | 0.000 | 11/14/2024 | N/A | 114,558.26 | 114,558.26 | 0 | 0.00 | 114,558.26 | transfer out new account | None | None | None | None |
| Fifth Third Securities MM | MM1858 | Will County Fifth Third 1858 (5801) TC-C 713 | 0.000 | 11/14/2024 | N/A | 57,211,605.88 | 57,211,605.88 | 0 | 0.00 | 57,211,605.88 | wire tr out conversion | None | None | None | None |
| JP MorganCash | CASH4912 | Will County JPMorgan 4912 TC-C 713 | 0.000 | 11/30/2024 | N/A | 1,972,068.49 | 1,972,068.49 | 0 | 0.00 | 1,972,068.49 | purchase | None | None | None | None |
| JP MorganCash | CASH4912 | Will County JPMorgan 4912 TC-C 713 | 0.000 | 11/30/2024 | N/A | 2,000,000.00 | 2,000,000.00 | 0 | 0.00 | 2,000,000.00 | wire tr out 3169 | None | None | None | None |
| JP Morgan Securities Cash | CASH0484 | Will County JPMorgan 0484 CC-115 | 0.000 | 11/30/2024 | N/A | 7,170,000.00 | 7,170,000.00 | 0 | 0.00 | 7,170,000.00 | wire tr out 0542 | None | None | None | None |
| Old National WM MM | MM6142 | External Old National 6142 (FIMW 0334) TC-C 713 | 0.000 | 11/30/2024 | N/A | 1,003.30 | 1,003.30 | 0 | 0.00 | 1,003.30 | monthly fee | None | None | None | None |
| Old National WM MM | MM6142 | External Old National 6142 | 0.000 | 11/30/2024 | N/A | 11,019.03 | 11,019.03 | 0 | 0.00 | 11,019.03 | purchased interest | None | None | None | None |

| Description | CUSIP/Ticker | Portfolio Name | YTM @ Cost | Settlement Date | Maturity Date | Face Amount/Shares | Principal | Price | Interest/Dividends | Total | Transaction ID | Manager | Main Fund | Broker/Dealer | Custodian |
|---|--------------|---|------------------|--------------------|------------------|-----------------------|-----------------------|-------|--------------------|-----------------------|---------------------------------|---------|-----------|---------------|-----------|
| Old National WM MM | MM6142 | (FMW 0334) TC-C 713 External Old National 6142 (FMW 0334) TC-C 713 | 0.000 | 11/30/2024 | N/A | 27,312.50 | 27,312.50 | 0 | 0.00 | 27,312.50 | coupon payments delayed | None | None | None | None |
| Old National WM MM | MM6142 | External Old National 6142 (FMW 0334) TC-C 713 | 0.000 | 11/30/2024 | N/A | 500,000.00 | 500,000.00 | 0 | 0.00 | 500,000.00 | matured delayed | None | None | None | None |
| Old National WM MM | MM6142 | External Old National 6142 (FMW 0334) TC-C 713 | 0.000 | 11/30/2024 | N/A | 799,626.00 | 799,626.00 | 0 | 0.00 | 799,626.00 | purchased | None | None | None | None |
| PeopleFirst Bank MM | MM7360 | Will County MM, LGIP, Cash CC-C 115 | 0.000 | 11/30/2024 | N/A | 3,000,000.00 | 3,000,000.00 | 0 | 0.00 | 3,000,000.00 | | None | None | None | None |
| Stifel ARPA Cash | CASH7658 | External Stifel 7658 (WB 0349) ARPA | 0.000 | 11/30/2024 | N/A | 9,427,765.68 | 9,427,765.68 | 0 | 0.00 | 9,427,765.68 | net activity | None | None | None | None |
| Stifel Treasurer Class C MM | MM8500 | External Stifel 8500 (WB 6011) TC-C 713 | 0.000 | 11/30/2024 | N/A | 9,693.17 | 9,693.17 | 0 | 0.00 | 9,693.17 | purchased interest | None | None | None | None |
| Stifel Treasurer Class C MM | MM8500 | External Stifel 8500 (WB 6011) TC-C 713 | 0.000 | 11/30/2024 | N/A | 4,408,076.33 | 4,408,076.33 | 0 | 0.00 | 4,408,076.33 | purchases | None | None | None | None |
| Sub Total / Average Withdraw | | | | | | 147,415,020.84 | 147,415,020.84 | | 0.00 | 147,415,020.84 | | | | | |

2024-12-13 GENERAL LEDGER SUMMARY REPORT FOR 2025, SELECTED PERIOD 12 ACCOUNTS FROM: 283001052 TO: 283001052 PAGE 1 WGL101R
G/L ACCOUNT BATCH/DESC/REF CASH RECEIPTS TRANSFER IN TRANSFER OUT DISBURSEMENTS BALANCE
283001052 BACK TAX 1ST MIDWEST

----- BEGIN BALANCE: 1,925,925.60

| | | | | | | | | | |
|--|----------------|---------------|-------------|--------------------------|---------------|--------------|------|---------|---------|
| 2024-12-13 GENERAL LEDGER SUMMARY REPORT FOR 2025, SELECTED PERIOD 12 ACCOUNTS FROM: 283001052 TO: 283001052 | | | | | | | PAGE | 2 | WGL101R |
| G/L ACCOUNT | BATCH/DESC/REF | CASH RECEIPTS | TRANSFER IN | TRANSFER OUT | DISBURSEMENTS | | | BALANCE | |
| REPORT TOTAL | | 0.00 | 0.00 | 0.00 | 0.00 | | | | |
| REPORT TOTAL BEG BALANCE | | 1,925,925.60 | | REPORT TOTAL END BALANCE | | 1,925,925.60 | | | |

2024-12-13 GENERAL LEDGER SUMMARY REPORT FOR 2025, SELECTED PERIOD 12 ACCOUNTS FROM: 286001052 TO: 286001052 PAGE 1 WGL101R
G/L ACCOUNT BATCH/DESC/REF CASH RECEIPTS TRANSFER IN TRANSFER OUT DISBURSEMENTS BALANCE
286001052 MOBILE HOME 1ST MIDWEST

----- BEGIN BALANCE: 32,840.98

| | | | | | | |
|--|----------------|---------------|--------------|--------------|---------------|---------|
| 2024-12-13 GENERAL LEDGER SUMMARY REPORT FOR 2025, SELECTED PERIOD 12 ACCOUNTS FROM: 286001052 TO: 286001052 | | PAGE | 2 | WGL101R | | |
| G/L ACCOUNT | BATCH/DESC/REF | CASH RECEIPTS | TRANSFER IN | TRANSFER OUT | DISBURSEMENTS | BALANCE |
| REPORT TOTAL | | 0.00 | 0.00 | 0.00 | 0.00 | |
| REPORT TOTAL | BEG BALANCE | 32,840.98 | REPORT TOTAL | END BALANCE | 32,840.98 | |

----- BEGIN BALANCE: 3,561,443.41-

 290001050 50 WHEATON BK

----- BEGIN BALANCE: 1,029.00

 290001051 51 REPUBLIC BANK

----- BEGIN BALANCE: 2,500.00

 290001052 C.L. FIRST MIDWEST

----- BEGIN BALANCE: 20,508,015.59

 290001053 53 MERCHANTS & MANUFACTURERS

----- BEGIN BALANCE: 0.00

 290001054 54 FIRST AMERICAN

----- BEGIN BALANCE: 1,007.57

 290001058 58 NUMARK CRED UNION

----- BEGIN BALANCE: 1,005.71

 290001060 60 FIFTH THIRD BK

----- BEGIN BALANCE: 0.00

 290001061 61 1ST BANK MANHATTAN

----- BEGIN BALANCE: 1,500.07

 290001066 66 MIDLAND STATE BANK

----- BEGIN BALANCE: 1,000.00

 290001068 68 BUSEY BANK

----- BEGIN BALANCE: 1,000.21

 290001069 69 1ST COMMUNITY BK & TR

----- BEGIN BALANCE: 2,008.16

 290001071 71 PROVIDENCE BK

----- BEGIN BALANCE: 1,500.06

 290001073 73 LINCOLNWAY COMMTY BK

| | | | | | | | | | |
|--|----------------|---------------|-------------|--------------|---------------|--------------------------|------|---------------|---------|
| 2024-12-13 GENERAL LEDGER SUMMARY REPORT FOR 2025, SELECTED PERIOD 12 ACCOUNTS FROM: 290001029 TO: 290001160 | | | | | | | PAGE | 3 | WGL101R |
| G/L ACCOUNT | BATCH/DESC/REF | CASH RECEIPTS | TRANSFER IN | TRANSFER OUT | DISBURSEMENTS | | | BALANCE | |
| REPORT TOTAL | | 0.00 | 0.00 | 0.00 | 0.00 | | | | |
| REPORT TOTAL BEG BALANCE | | 16,972,836.82 | | | | REPORT TOTAL END BALANCE | | 16,972,836.82 | |

Will County
Fund Balances November 2024

Cash Balances

| Fund | Main Account Name | Opening balance | Debit | Credit | Closing balance |
|------|-----------------------|-----------------|---------------|---------------|-----------------|
| 1010 | 101002 General Fun | 4,010,315.21 | 13,858,770.52 | 24,491,552.24 | -6,622,466.51 |
| 1020 | 101002 General Fun | 1,882,472.40 | 53,339.09 | 0.00 | 1,935,811.49 |
| 1030 | 101002 General Fun | 1,071,319.66 | 110,839.39 | 0.00 | 1,182,159.05 |
| 1040 | 101002 General Fun | 1,281,768.10 | 21,751.76 | 16,717.00 | 1,286,802.86 |
| 1050 | 101002 General Fun | 1,078,402.84 | 32,267.60 | 360,075.79 | 750,594.65 |
| 1060 | 101002 General Fun | 0.00 | 0.00 | 0.00 | 0.00 |
| 2003 | 101002 RTA Tax Rev | 1,563,196.61 | 3,272,342.40 | 231,144.07 | 4,604,394.94 |
| 2101 | 101002 Tuberculosis | 321,075.77 | 7,764.94 | 53,011.16 | 275,829.55 |
| 2102 | 101002 Health Fund | 7,405,995.95 | 1,849,724.46 | 2,827,143.96 | 6,428,576.45 |
| 2106 | 101002 Highway Fur | 2,313,315.82 | 113,250.03 | 2,221,132.41 | 205,433.44 |
| 2109 | 101002 Bridge Fund | 471,493.17 | 44,045.11 | 22,591.38 | 492,946.90 |
| 2110 | 101002 Federal Matr | 72,922.77 | 378.29 | 0.00 | 73,301.06 |
| 2111 | 101002 County Own | 127,051.70 | 34,066.65 | 505.16 | 160,613.19 |
| 2112 | 101002 Veteran's As | 40,755.76 | 55,000.00 | 94,697.49 | 1,058.27 |
| 2118 | 101002 Community | 0.00 | 0.00 | 0.00 | 0.00 |
| 2202 | 101002 Law Library | 57,432.41 | 37,995.00 | 30,403.45 | 65,023.96 |
| 2203 | 101002 Probation Se | 472,120.81 | 28,964.80 | 18,269.21 | 482,816.40 |
| 2204 | 101002 Child Excha | 73,370.49 | 0.00 | 0.00 | 73,370.49 |
| 2205 | 101002 Foreclosure | 58,560.33 | 6,000.00 | 0.00 | 64,560.33 |
| 2405 | 101002 Juvenile Dru | 2,588.81 | 0.00 | 0.00 | 2,588.81 |
| 2501 | 101002 Sheriff's Off | 23,986.12 | 50,967.50 | 19,760.00 | 55,193.62 |
| 2502 | 101002 Sheriff's Wei | 55,087.71 | 65,170.50 | 33,050.87 | 87,207.34 |
| 2504 | 101002 Sheriff's Arre | 107,288.98 | 1,859.00 | 0.00 | 109,147.98 |
| 2505 | 101002 Sheriff's Traf | 77,773.68 | 500.00 | 0.00 | 78,273.68 |
| 7360 | 101002 Federal, Stat | -15,281.56 | 4,301,081.00 | 4,301,081.00 | -15,281.56 |
| 7401 | 101002 Other Treast | -1,125,893.38 | 1,412,235.85 | 1,430,828.51 | -1,144,486.04 |
| 7410 | 101002 Other Treast | 34,879.61 | 0.00 | 0.00 | 34,879.61 |
| 7411 | 101002 Other Treast | 199,449.15 | 35,564.05 | 18,125.37 | 216,887.83 |
| 7412 | 101002 Other Treast | -100,839.72 | 37,946.92 | 37,946.92 | -100,839.72 |
| 7450 | 101002 Other Treast | 66,097.46 | 2,620,008.75 | 2,530,251.25 | 155,854.96 |
| 7451 | 101002 Other Treast | -1,808.85 | 133,677.04 | 90,810.71 | 41,057.48 |
| 7504 | 101002 Other Treast | 50,725.72 | 53,815.82 | 50,725.72 | 53,815.82 |
| 7505 | 101002 Other Treast | 96,443.80 | 0.00 | 4,000.00 | 92,443.80 |
| 7506 | 101002 Other Treast | 19,795.00 | 10,264.00 | 13,052.00 | 17,007.00 |
| 7507 | 101002 Other Treast | 67,000.00 | 0.00 | 0.00 | 67,000.00 |
| 7508 | 101002 Other Treast | 0.00 | 58,777.75 | 58,777.75 | 0.00 |
| 7509 | 101002 Other Treast | 33,230.71 | 0.00 | 0.00 | 33,230.71 |
| 7511 | 101002 Other Treast | 2,946.00 | 0.00 | 0.00 | 2,946.00 |
| 7512 | 101002 Other Treast | 4.36 | 0.00 | 0.00 | 4.36 |
| 7682 | 101002 County Clerl | 5,863.00 | 1,175.00 | 1,325.00 | 5,713.00 |
| 7691 | 101002 Sunny Hill N | 97,200.00 | 0.00 | 0.00 | 97,200.00 |
| 9510 | 101002 Corporate C | 11.43 | 47,105,605.08 | 47,105,605.08 | 11.43 |

Will County
Fund Balances November 2024

| Money Market Balances | | | | | | |
|-----------------------|-----------|-------------|-----------------|-------|--------|-----------------|
| Fund | MainAccou | Name | Opening balance | Debit | Credit | Closing balance |
| 1010 | 106001 | General Fun | 11,435,395.96 | 0.00 | 0.00 | 11,435,395.96 |
| 1020 | 106001 | General Fun | 1,700,000.00 | 0.00 | 0.00 | 1,700,000.00 |
| 1030 | 106001 | General Fun | 7,000,000.00 | 0.00 | 0.00 | 7,000,000.00 |
| 1050 | 106001 | General Fun | 705,000.00 | 0.00 | 0.00 | 705,000.00 |
| 2003 | 106001 | RTA Tax Rev | 17,000,000.00 | 0.00 | 0.00 | 17,000,000.00 |
| 2102 | 106001 | Health Fund | 13,264.46 | 0.00 | 0.00 | 13,264.46 |
| 2111 | 106001 | County Own | 1,000,000.00 | 0.00 | 0.00 | 1,000,000.00 |
| 9510 | 106001 | Corporate C | 0.00 | 0.00 | 0.00 | 0.00 |

External Investments Balances

| Fund | MainAccou | Name | Opening balance | Debit | Credit | Closing balance |
|------|-----------|---------------|-----------------|-------|--------|-----------------|
| 1010 | 112001 | General Fun | 12,339,899.28 | 0.00 | 0.00 | 12,339,899.28 |
| 1020 | 112001 | General Fun | 640,000.00 | 0.00 | 0.00 | 640,000.00 |
| 1030 | 112001 | General Fun | 8,325,000.00 | 0.00 | 0.00 | 8,325,000.00 |
| 1040 | 112001 | General Fun | 0.00 | 0.00 | 0.00 | 0.00 |
| 1050 | 112001 | General Fun | 0.00 | 0.00 | 0.00 | 0.00 |
| 1060 | 112001 | General Fun | 0.00 | 0.00 | 0.00 | 0.00 |
| 2003 | 112001 | RTA Tax Rev | 3,900,000.00 | 0.00 | 0.00 | 3,900,000.00 |
| 2101 | 112001 | Tuberculosis | 1,487,531.44 | 0.00 | 0.00 | 1,487,531.44 |
| 2102 | 112001 | Health Fund | 12,875,000.00 | 0.00 | 0.00 | 12,875,000.00 |
| 2106 | 112001 | Highway Fur | 5,000,000.00 | 0.00 | 0.00 | 5,000,000.00 |
| 2109 | 112001 | Bridge Fund | 1,190,000.00 | 0.00 | 0.00 | 1,190,000.00 |
| 2110 | 112001 | Federal Matr | 0.00 | 0.00 | 0.00 | 0.00 |
| 2111 | 112001 | County Own | 800,000.00 | 0.00 | 0.00 | 800,000.00 |
| 2202 | 112001 | Law Library f | 1,745,000.00 | 0.00 | 0.00 | 1,745,000.00 |
| 2203 | 112001 | Probation Se | 5,400,000.00 | 0.00 | 0.00 | 5,400,000.00 |
| 2204 | 112001 | Child Exchar | 1,300,000.00 | 0.00 | 0.00 | 1,300,000.00 |
| 2205 | 112001 | Foreclosure | 400,000.00 | 0.00 | 0.00 | 400,000.00 |
| 2501 | 112001 | Sheriff's Off | 100,000.00 | 0.00 | 0.00 | 100,000.00 |
| 2502 | 112001 | Sheriff's Wei | 700,000.00 | 0.00 | 0.00 | 700,000.00 |
| 2504 | 112001 | Sheriff's Arr | 100,000.00 | 0.00 | 0.00 | 100,000.00 |
| 7411 | 112001 | Other Treast | 200,000.00 | 0.00 | 0.00 | 200,000.00 |
| 7450 | 112001 | Other Treast | 0.00 | 0.00 | 0.00 | 0.00 |
| 7505 | 112001 | Other Treast | 1,100,000.00 | 0.00 | 0.00 | 1,100,000.00 |
| 7509 | 112001 | Other Treast | 200,000.00 | 0.00 | 0.00 | 200,000.00 |
| 7511 | 112001 | Other Treast | 500,000.00 | 0.00 | 0.00 | 500,000.00 |
| 7691 | 112001 | Sunny Hill N | 100,000.00 | 0.00 | 0.00 | 100,000.00 |

Will County
Fund Balances November 2024

Internal Investments Balances

| Fund | MainAccou | Name | Opening balance | Debit | Credit | Closing balance |
|------|-----------|--------------|-----------------|--------------|--------------|-----------------|
| 1010 | 111001 | General Fun | 53,095,968.71 | 8,172,349.00 | 0.00 | 61,268,317.71 |
| 1020 | 111001 | General Fun | 5,000,000.00 | 0.00 | 3,026,485.00 | 1,973,515.00 |
| 1030 | 111001 | General Fun | 6,000,000.00 | 0.00 | 5,145,864.00 | 854,136.00 |
| 2003 | 111001 | RTA Tax Rev | 11,500,000.00 | 0.00 | 0.00 | 11,500,000.00 |
| 2102 | 111001 | Health Fund | 2,500,000.00 | 0.00 | 0.00 | 2,500,000.00 |
| 2106 | 111001 | Highway Fur | 2,000,000.00 | 0.00 | 0.00 | 2,000,000.00 |
| 7450 | 111001 | Other Treast | 2,600,000.00 | 0.00 | 0.00 | 2,600,000.00 |
| 9510 | 111001 | Corporate C | 0.00 | 0.00 | 0.00 | 0.00 |