

TIM BROPHY
WILL COUNTY TREASURER
EX-OFFICIO COUNTY COLLECTOR
MONTHLY REPORT
January 31, 2025

2025 MAR 13 PM 4:14
WILL COUNTY CLERK
WILL COUNTY, ILLINOIS

FILED



Tim Brophy
Will County Treasurer
Monthly Report
January 31, 2025



COMPLIANCE | This report is prepared for the Will County Board pursuant to Illinois Counties Code regarding the monthly report of investments and deposits (55 ILCS 5-3-11007). The code states that "on the twenty-eighth day of each month, the county treasurer shall publish a report disclosing the investments and deposits of county moneys as of the first day of that month." This report shall be transmitted to each member of the county board, and the report shall be a public record.

Security Sector	Face Amount/Shares	Market Value	Book Value	% of Portfolio	YTM @ Cost	Days To Maturity
Cash	46,653,589.66	46,653,589.66	46,653,589.66	9.13	4.26	1
Certificate Of Deposit	19,432,823.50	19,432,823.50	19,432,823.50	3.80	4.14	187
Corporate	126,507,155.33	124,354,495.70	125,396,852.20	24.54	4.39	637
Local Government Investment Pool	207,970.48	0.00	207,970.48	0.04	0.00	1
Money Market	107,727,690.07	107,727,690.07	107,727,690.07	21.08	3.83	1
Municipal	47,070,000.00	45,062,629.40	45,522,991.74	8.91	4.21	933
Mutual Fund	100,578.64	100,578.64	100,589.28	0.02	0.00	0
US Agency	99,717,352.79	95,570,790.65	97,879,419.31	19.16	4.01	5,736
US Treasury	68,824,000.00	67,727,089.37	68,032,426.35	13.31	4.16	322
Total / Average	516,241,160.47	506,629,686.99	510,954,352.59	100.00	4.13	1,389



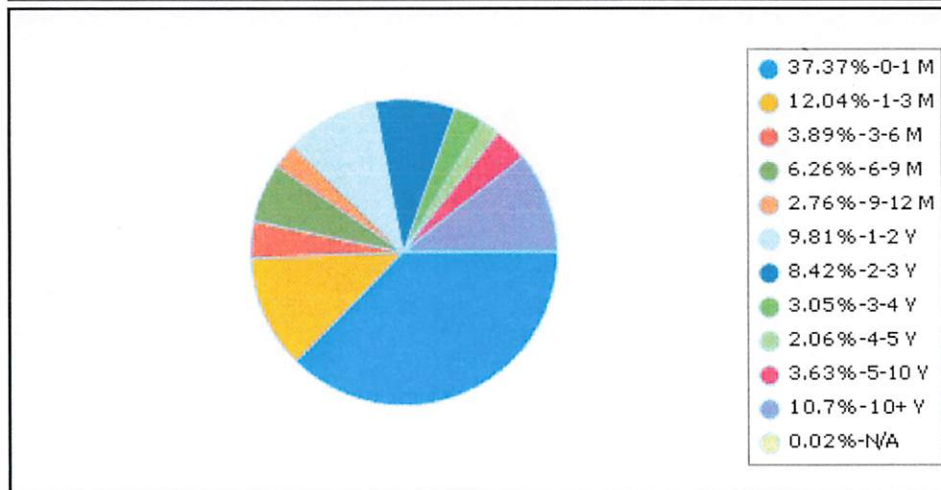
Will County Distribution by Maturity Range - Market Value All Portfolios

Begin Date: 12/31/2024, End Date: 1/31/2025

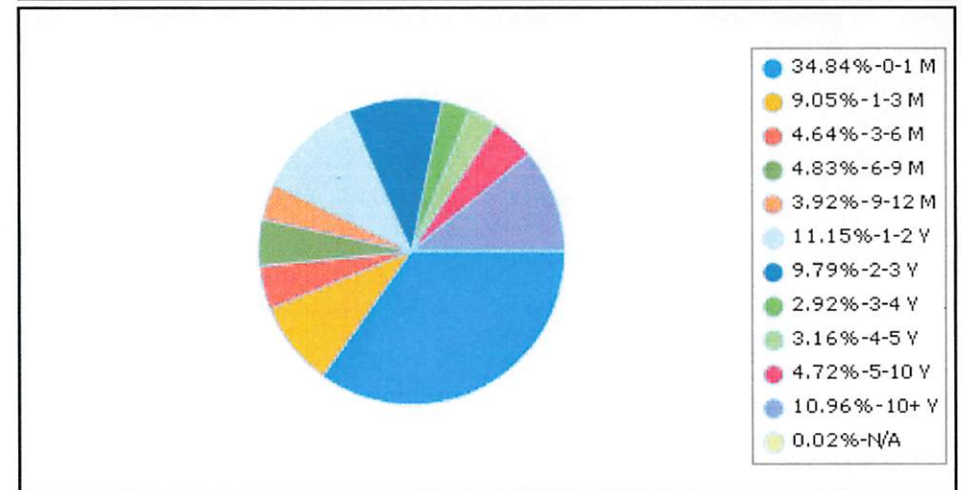
Maturity Range Allocation

Maturity Range	Market Value 12/31/2024	% of Portfolio 12/31/2024	Market Value 1/31/2025	% of Portfolio 1/31/2025
0-1 Month	197,627,080.46	37.37	176,524,183.61	34.84
1-3 Months	63,664,583.22	12.04	45,843,439.38	9.05
3-6 Months	20,559,030.57	3.89	23,485,807.82	4.64
6-9 Months	33,084,369.04	6.26	24,450,833.88	4.83
9-12 Months	14,575,036.48	2.76	19,864,481.08	3.92
1-2 Years	51,865,210.55	9.81	56,511,262.65	11.15
2-3 Years	44,521,039.94	8.42	49,592,519.20	9.79
3-4 Years	16,136,742.26	3.05	14,813,547.85	2.92
4-5 Years	10,902,334.38	2.06	15,985,040.62	3.16
5-10 Years	19,213,655.64	3.63	23,908,707.52	4.72
10+ Years	56,611,830.36	10.70	55,549,284.74	10.96
N/A	100,212.59	0.02	100,578.64	0.02
Total / Average	528,861,125.49	100.00	506,629,686.99	100.00

Portfolio Holdings as of 12/31/2024



Portfolio Holdings as of 1/31/2025



N/A - Externally Managed | UBS Mutual Fund - No Maturity Date



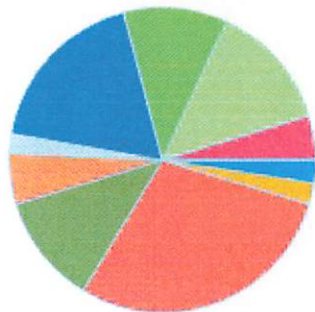
Will County Distribution by Main Fund - Market Value All Portfolios

Begin Date: 12/31/2024, End Date: 1/31/2025

Main Fund Allocation

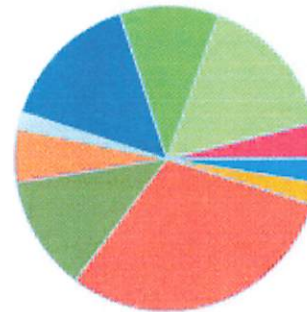
Main Fund	Market Value 12/31/2024	% of Portfolio 12/31/2024	Market Value 1/31/2025	% of Portfolio 1/31/2025
External Manager Commerce Trust	12,747,910.88	2.41	12,724,209.60	2.51
External Manager Old National Bank	12,100,571.78	2.29	12,136,176.88	2.40
External Manager Stifel	153,755,466.87	29.07	154,491,728.39	30.49
External Manager Stifel - ARPA	61,123,350.30	11.56	61,336,091.55	12.11
External Manager UBS	28,871,902.93	5.46	29,028,428.08	5.73
Internal ARPA	10,625,643.15	2.01	9,036,640.01	1.78
Internal Fifth Third Securities	96,060,677.01	18.16	76,152,343.06	15.03
Internal JPMorgan Securities	58,037,520.84	10.97	52,971,249.27	10.46
Internal Liquid Assets	70,871,491.82	13.40	79,319,996.65	15.66
Internal Local CD Investments	24,666,589.91	4.66	19,432,823.50	3.84
Total / Average	528,861,125.49	100.00	506,629,686.99	100.00

Portfolio Holdings as of 12/31/2024



- 2.41%-External Manag...
- 2.29%-External Manag...
- 29.07%-External Mana...
- 11.56%-External Mana...
- 5.46%-External Manag...
- 2.01%-Internal | ARP...
- 18.16%-Internal | Fi...
- 10.97%-Internal | JP...
- 13.4%-Internal | Liq...
- 4.66%-Internal | Loc...

Portfolio Holdings as of 1/31/2025



- 2.51%-External Manag...
- 2.4%-External Manage...
- 30.49%-External Mana...
- 12.11%-External Mana...
- 5.73%-External Manag...
- 1.78%-Internal | ARP...
- 15.03%-Internal | Fi...
- 10.46%-Internal | JP...
- 15.66%-Internal | Li...
- 3.84%-Internal | Loc...

Will County
Transactions Summary
MONTHLY Investment Portfolio Activity
Group By: Action
Portfolio / Report Group: All Portfolios
Begin Date: 12/31/2024, End Date: 01/31/2025

Description	CUSIP/Ticker	Portfolio Name	YTM @ Cost	Settlement Date	Maturity Date	Face Amount/Shares	Principal	Price	Interest/Dividends	Total	Transaction ID	Manager	Main Fund	Broker/Dealer	Custodian
Buy															
ACE CHUBB INA Holdings 3.35 5/3/2026-26	00440EAV9	External Commerce Trust 8018TC-C 713	4.571	1/27/2025	5/3/2026	130,000.00	128,060.40	98.508	1,016.17	129,076.57	713 Treasurer Class C	External Manager Commerce Trust	Susquehanna International Group	External Commerce Trust 8018	
AFLAC Inc 1.125 3/15/2026-23	001055BK7	External Commerce Trust 8018TC-C 713	4.732	1/14/2025	3/15/2026	130,000.00	124,723.30	95.941	483.44	125,206.74	713 Treasurer Class C	External Manager Commerce Trust	Jane Street Execution Services	External Commerce Trust 8018	
American Express 5.645 4/23/2027-26	025816DT3	External Commerce Trust 8018TC-C 713	5.123	1/6/2025	4/23/2027	125,000.00	126,386.25	101.109	1,430.85	127,817.10	713 Treasurer Class C	External Manager Commerce Trust	First Horizon Bank	External Commerce Trust 8018	
American Honda Finance 4.95 1/9/2026-25	02665WEY3	External Stifel 4193 (WB 0356) CC-115	4.536	1/8/2025	1/9/2026	4,500,000.00	4,518,053.55	100.40119	111,962.70	4,630,016.25	115 Corporate Class C	External Manager Stifel	Stifel	External Stifel 4193 (WB 0356)	
Avalonbay Community 2.95 5/11/2026-26	05348EAX7	External Commerce Trust 8018TC-C 713	4.795	1/13/2025	5/11/2026	130,000.00	126,945.00	97.65	617.86	127,562.86	713 Treasurer Class C	External Manager Commerce Trust	Jefferies & Company	External Commerce Trust 8018	
Baker Hughes Holdings 2.061 12/15/2026-26	05724BAD1	External Commerce Trust 8018TC-C 713	4.688	1/8/2025	12/15/2026	130,000.00	123,747.00	95.19	171.18	123,918.18	713 Treasurer Class C	External Manager Commerce Trust	Goldman Sachs & Co	External Commerce Trust 8018	
Baltimore MD 1.575 7/1/2028-28	059231X62	External Commerce Trust 8018TC-C 713	4.600	1/6/2025	7/1/2028	250,000.00	225,895.00	90.358	54.69	225,949.69	713 Treasurer Class C	External Manager Commerce Trust	Fifth Third Securities	External Commerce Trust 8018	
Bank New York Mellon 3.442 2/7/2028-27	06406RAB3	External Commerce Trust 8018TC-C 713	4.340	1/7/2025	2/7/2028	130,000.00	126,661.60	97.432	1,864.42	128,526.02	713 Treasurer Class C	External Manager Commerce Trust	Barclays Capital	External Commerce Trust 8018	
Bank of America 2.551 2/4/2028-27	06051GKJ7	External Commerce Trust 8018TC-C 713	4.171	1/6/2025	2/4/2028	130,000.00	123,971.90	95.363	1,400.22	125,372.12	713 Treasurer Class C	External Manager Commerce Trust	Citigroup Global Markets Inc	External Commerce Trust 8018	
Bank of New York Mellon 3.4 1/29/2028-27	06406RAF4	External UBS 2916 CC-115	4.647	1/27/2025	1/29/2028	350,000.00	337,883.00	96.538	5,883.89	343,766.89	115 Corporate Class C	External Manager UBS	UBS Financial Services	External UBS 2916	
BP Capital Markets 3.543 4/6/2027-27	10373QBK5	External Commerce Trust 8018TC-C 713	4.583	1/17/2025	4/6/2027	130,000.00	127,171.20	97.824	1,292.21	128,463.41	713 Treasurer Class C	External Manager Commerce Trust	JPMorgan Securities	External Commerce Trust 8018	
California State 5.15 9/1/2034	13063EBQ8	External Commerce Trust 8018TC-C 713	5.046	1/3/2025	9/1/2034	250,000.00	251,950.00	100.78	4,363.19	256,313.19	713 Treasurer Class C	External Manager Commerce Trust	TMC Bonds LLC	External Commerce Trust 8018	
Charles Schwab 3.2 3/2/2027-26	808513AQ8	External Commerce Trust 8018TC-C 713	4.688	1/6/2025	3/2/2027	130,000.00	126,072.70	96.979	1,432.89	127,505.59	713 Treasurer Class C	External Manager Commerce Trust	Wells Fargo Securities	External Commerce Trust 8018	
Christian County MO 5.9 3/1/2027-27	17070PCD3	External Commerce Trust 8018TC-C 713	4.553	1/3/2025	3/1/2027	250,000.00	256,837.50	102.735	4,998.61	261,836.11	713 Treasurer Class C	External Manager Commerce Trust	Southwest Securities	External Commerce Trust 8018	
Cintas Corporation 3.7 4/1/2027-27	17252MAN0	External Commerce Trust 8018TC-C 713	4.630	1/17/2025	4/1/2027	125,000.00	122,582.50	98.066	1,361.81	123,944.31	713 Treasurer Class C	External Manager Commerce Trust	Goldman Sachs & Co	External Commerce Trust 8018	

Description	CUSIP/Ticker	Portfolio Name	YTM @ Cost	Settlement Date	Maturity Date	Face Amount/Shares	Principal	Price	Interest/Dividends	Total	Transaction ID	Manager	Main Fund	Broker/Dealer	Custodian
Citibank NA Note Var. Corp 11/19/2027 -26	17325FBL1	External Commerce Trust 8018TC-C 713	0.000	1/13/2025	11/19/2027	125,000.00	124,890.00	99.912	914.25	125,804.25		713 Treasurer Class C	External Manager Commerce Trust	Goldman Sachs & Co	External Commerce Trust 8018
Comcast Corporation 3.3 4/1/2027-27	20030NDK4	External Commerce Trust 8018TC-C 713	4.668	1/7/2025	4/1/2027	130,000.00	126,263.80	97.126	1,144.00	127,407.80		713 Treasurer Class C	External Manager Commerce Trust	Bank of America Securities	External Commerce Trust 8018
Consolidated Edison CO 2.9 12/1/2026-26	209111FJ7	External Commerce Trust 8018TC-C 713	4.670	1/9/2025	12/1/2026	130,000.00	125,869.90	96.823	397.94	126,267.84		713 Treasurer Class C	External Manager Commerce Trust	Millinium Advisors	External Commerce Trust 8018
Entergy LA 3.12 9/1/2027-27	29364WAZ1	External Commerce Trust 8018TC-C 713	4.900	1/14/2025	9/1/2027	130,000.00	124,348.90	95.653	1,498.47	125,847.37		713 Treasurer Class C	External Manager Commerce Trust	US Bancorp Investments	External Commerce Trust 8018
Enterprise AL 1.45 11/1/2026	293641VM5	External Commerce Trust 8018TC-C 713	4.479	1/6/2025	11/1/2026	190,000.00	180,045.90	94.761	497.43	180,543.33		713 Treasurer Class C	External Manager Commerce Trust	Raymond James	External Commerce Trust 8018
Enterprise Products Var. Corp 2/15/2027 -26	29379VBL6	External Commerce Trust 8018TC-C 713	0.000	1/10/2025	2/15/2027	125,000.00	123,286.25	98.629	1,988.72	125,274.97		713 Treasurer Class C	External Manager Commerce Trust	Marketaxess Corp	External Commerce Trust 8018
FHLB 4.3 2/26/2029	3130B4GM7	Will County JPMorgan 4912 TC-C 713	4.514	1/15/2025	2/26/2029	1,500,000.00	1,488,150.00	99.21	1,612.50	1,489,762.50		713 Treasurer Class C	Internal JPMorgan Securities	JPMorgan Securities	JPMorgan Securities 4912
Florida State 2.154 7/1/2030-30	341271AF1	External Commerce Trust 8018TC-C 713	4.900	1/3/2025	7/1/2030	250,000.00	217,277.50	86.911	29.91	217,307.41		713 Treasurer Class C	External Manager Commerce Trust	First Horizon Bank	External Commerce Trust 8018
FNMA MBS 4.765 10/25/2039	3136BQTK5	External Stifel 8500 (WB 6011) TC-C 713	4.765	1/28/2025	10/25/2039	1,798,604.59	1,791,859.82	99.625	746.91	1,792,606.73		713 Treasurer Class C	External Manager Stifel	Stifel	External Stifel 8500 (WB6100)
Forest View IL 2.25 12/1/2030	346208BC4	External Commerce Trust 8018TC-C 713	4.900	1/2/2025	12/1/2030	250,000.00	216,335.00	86.534	484.38	216,819.38		713 Treasurer Class C	External Manager Commerce Trust	Southwest Securities	External Commerce Trust 8018
Gulf Power Company 3.3 5/30/2027-27	402479CF4	External Commerce Trust 8018TC-C 713	4.715	1/24/2025	5/30/2027	130,000.00	125,947.90	96.883	643.50	126,591.40		713 Treasurer Class C	External Manager Commerce Trust	Jane Street Execution Services	External Old National Bank 6142 (FMB 0334)
Henry & Whiteside County IL 4.75 2/15/2026	426272EN6	External Commerce Trust 8018TC-C 713	4.750	1/30/2025	2/15/2026	200,000.00	200,000.00	100	0.00	200,000.00		713 Treasurer Class C	External Manager Commerce Trust	Stifel Nicolaus & Co	External Commerce Trust 8018
Hickory Hills IL 3.45 12/1/2025	428885BR7	External Commerce Trust 8018TC-C 713	4.481	1/27/2025	12/1/2025	125,000.00	123,938.75	99.151	670.84	124,609.59		713 Treasurer Class C	External Manager Commerce Trust	UBS Financial Services	External Commerce Trust 8018
IBM 3.45 2/19/2026-25	459200JG7	External Stifel 4193 (WB 0356) CC-115	4.508	1/15/2025	2/19/2026	3,000,000.00	2,966,400.00	98.88	41,975.00	3,008,375.00		115 Corporate Class C	External Manager Stifel	Stifel	External Stifel 4193 (WB 0356)
Johnson & Johnson 4.375 12/5/2033-33	478160BJ2	External UBS 2916 CC-115	4.847	1/27/2025	12/5/2033	300,000.00	289,893.00	96.631	1,895.83	291,788.83		115 Corporate Class C	External Manager UBS	UBS Financial Services	External UBS 2916
JPMorgan Chase Var. Corp 1/23/2028 -27	46647PEA0	External Commerce Trust 8018TC-C 713	0.000	1/6/2025	1/23/2028	125,000.00	125,432.50	100.346	2,852.50	128,285.00		713 Treasurer Class C	External Manager Commerce Trust	Morgan Stanley & Company	External Commerce Trust 8018
Kentucky State 1.768 7/1/2029	491552S97	External Commerce Trust 8018TC-C 713	4.719	1/9/2025	7/1/2029	250,000.00	220,530.00	88.212	98.22	220,628.22		713 Treasurer Class C	External Manager Commerce Trust	Truist Securities	External Commerce Trust 8018
Kentucky Utilities 3.3 10/1/2025-25	491674BK2	External Commerce Trust 8018TC-C 713	4.467	1/27/2025	10/1/2025	125,000.00	124,031.25	99.225	1,329.17	125,360.42		713 Treasurer Class C	External Manager Commerce Trust	Bank of America Securities	External Commerce Trust 8018

Description	CUSIP/Ticker	Portfolio Name	YTM @ Cost	Settlement Date	Maturity Date	Face Amount/Shares	Principal	Price	Interest/Dividends	Total	Transaction ID	Manager	Main Fund	Broker/Dealer	Custodian
Legg Mason Inc 4.75 3/15/2026-26	524901AV7	External Commerce Trust 8018TC-C 713	4.625	1/24/2025	3/15/2026	125,000.00	125,165.00	100.132	2,127.60	127,292.60		713 Treasurer Class C	External Manager Commerce Trust	Bank of America Securities	External Commerce Trust 8018
Los Angeles County 4.848 7/1/2034-34	54466HNR3	External Commerce Trust 8018TC-C 713	5.000	1/6/2025	7/1/2034	260,000.00	257,041.20	98.862	175.07	257,216.27		713 Treasurer Class C	External Manager Commerce Trust	RBC Capital Markets	External Commerce Trust 8018
Lowes Corporation 3.75 4/1/2026-26	540424AS7	External Commerce Trust 8018TC-C 713	4.630	1/7/2025	4/1/2026	125,000.00	123,688.75	98.951	1,250.00	124,938.75		713 Treasurer Class C	External Manager Commerce Trust	JPMorgan Securities	External Commerce Trust 8018
Mansfield Texas 4.66 8/1/2030	564381FZ9	External Commerce Trust 8018TC-C 713	4.900	1/9/2025	8/1/2030	130,000.00	128,492.00	98.84	16.83	128,508.83		713 Treasurer Class C	External Manager Commerce Trust	SAMCO	External Commerce Trust 8018
Miami-Dade County FL 3.275 10/1/2029	59333P4P0	External Commerce Trust 8018TC-C 713	4.774	1/9/2025	10/1/2029	250,000.00	234,292.50	93.717	2,228.82	236,521.32		713 Treasurer Class C	External Manager Commerce Trust	Stifel Nicolaus & Co	External Commerce Trust 8018
Mid-America APTS 1.1 9/15/2026-26	59523UAT4	External Commerce Trust 8018TC-C 713	4.747	1/8/2025	9/15/2026	130,000.00	122,400.20	94.154	448.86	122,849.06		713 Treasurer Class C	External Manager Commerce Trust	Bank of America Securities	External Commerce Trust 8018
Morgan Stanley 1.512 7/20/2027-26	61747YEC5	External Commerce Trust 8018TC-C 713	3.556	1/3/2025	7/20/2027	130,000.00	123,583.20	95.064	889.98	124,473.18		713 Treasurer Class C	External Manager Commerce Trust	Morgan Stanley & Company	External Commerce Trust 8018
National Rural Utilities 3.05 4/25/2027-27	637432NN1	External Commerce Trust 8018TC-C 713	4.700	1/7/2025	4/25/2027	130,000.00	125,369.40	96.438	793.00	126,162.40		713 Treasurer Class C	External Manager Commerce Trust	Marketaxess Corp	External Commerce Trust 8018
New Jersey State Turnpike 1.283 1/1/2027	646140DQ3	External Commerce Trust 8018TC-C 713	4.560	1/3/2025	1/1/2027	250,000.00	234,547.50	93.819	17.82	234,565.32		713 Treasurer Class C	External Manager Commerce Trust	Marketaxess Corp	External Commerce Trust 8018
NSTAR Electric Company 3.2 5/15/2027-27	67021CAM9	External Commerce Trust 8018TC-C 713	4.704	1/6/2025	5/15/2027	130,000.00	125,678.80	96.676	589.33	126,268.13		713 Treasurer Class C	External Manager Commerce Trust	Morgan Stanley & Company	External Commerce Trust 8018
Palmdale CA 5.8 6/1/2031-31	69672DCJ0	External Commerce Trust 8018TC-C 713	4.933	1/3/2025	6/1/2031	240,000.00	251,304.00	104.71	1,237.33	252,541.33		713 Treasurer Class C	External Manager Commerce Trust	TMC Bonds LLC	External Commerce Trust 8018
PayPal Holdings Inc 2.65 10/1/2026-26	70450YAD5	External Commerce Trust 8018TC-C 713	4.709	1/13/2025	10/1/2026	130,000.00	125,629.40	96.638	976.08	126,605.48		713 Treasurer Class C	External Manager Commerce Trust	Goldman Sachs & Co	External Commerce Trust 8018
PayPal Holdings Inc 2.85 10/1/2029-29	70450YAE3	External UBS 2916 CC-115	4.916	1/27/2025	10/1/2029	200,000.00	182,908.00	91.454	1,836.67	184,744.67		115 Corporate Class C	External Manager UBS	UBS Financial Services	External UBS 2916
Pennsylvania Economic Devel 2.622 6/15/2033-33	70869PMY0	External Commerce Trust 8018TC-C 713	5.042	1/21/2025	6/15/2033	250,000.00	208,980.00	83.592	655.50	209,635.50		713 Treasurer Class C	External Manager Commerce Trust	BNY Capital Markets	External Commerce Trust 8018
Pfizer Enterprises 4.75 5/19/2033-33	716973AE2	External UBS 2916 CC-115	5.258	1/27/2025	5/19/2033	100,000.00	96,605.00	96.605	897.22	97,502.22		115 Corporate Class C	External Manager UBS	UBS Financial Services	UBS 0602
PNC Financial Services 1.15 8/13/2026-26	693475BB0	External Commerce Trust 8018TC-C 713	4.715	1/8/2025	8/13/2026	130,000.00	122,947.50	94.575	602.15	123,549.65		713 Treasurer Class C	External Manager Commerce Trust	Jefferies & Company	External Commerce Trust 8018
Priceline Booking Holdings Inc 3.6 6/1/2026-26	741503AZ9	External Commerce Trust 8018TC-C 713	4.516	1/17/2025	6/1/2026	125,000.00	123,488.75	98.791	575.00	124,063.75		713 Treasurer Class C	External Manager Commerce Trust	Citigroup Global Markets Inc	External Commerce Trust 8018
Realty Income Corporation 4.45 9/15/2026-26	756109BY9	External Commerce Trust 8018TC-C 713	4.749	1/24/2025	9/15/2026	125,000.00	124,410.00	99.528	1,993.23	126,403.23		713 Treasurer Class C	External Manager Commerce Trust	Goldman Sachs & Co	External Commerce Trust 8018

Description	CUSIP/Ticker	Portfolio Name	YTM @ Cost	Settlement Date	Maturity Date	Face Amount/Shares	Principal	Price	Interest/Dividends	Total	Transaction ID	Manager	Main Fund	Broker/Dealer	Custodian
Ready Creek FL 2.147 6/1/2029-29	758449SA1	External Commerce Trust 8018TC-C 713	4.649	1/6/2025	6/1/2029	250,000.00	225,347.50	90.139	521.84	225,869.34		713 Treasurer Class C	External Manager Commerce Trust	Raymond James	External Commerce Trust 8018
Republic Bank 3.99 7/22/2025	CD3691B	Will County Investments TC-C 713	3.990	1/31/2025	7/22/2025	13,742.33	13,742.33	100	0.00	13,742.33		None	None	None	None
Republic Bank 3.99 7/22/2025	CD1230B	Will County Investments TC-C 713	3.990	1/31/2025	7/22/2025	4,586.77	4,586.77	100	0.00	4,586.77		None	None	None	None
SSM Health Care 3.823 6/1/2027	784710AA3	External Commerce Trust 8018TC-C 713	4.676	1/10/2025	6/1/2027	130,000.00	127,513.10	98.087	538.41	128,051.51		713 Treasurer Class C	External Manager Commerce Trust	Marketaxess Corp	External Commerce Trust 8018
State Street Corporation 1.684 11/18/2027-26	857477BQ5	External Commerce Trust 8018TC-C 713	3.652	1/9/2025	11/18/2027	130,000.00	123,112.60	94.702	310.14	123,422.74		713 Treasurer Class C	External Manager Commerce Trust	Barclays Capital	External Commerce Trust 8018
T-Note 0.25 8/31/2025	91282CAJ0	External Commerce Trust 8018TC-C 713	4.338	1/24/2025	8/31/2025	200,000.00	195,234.38	97.61719	201.66	195,436.04		713 Treasurer Class C	External Manager Commerce Trust	Wells Fargo Securities	External Commerce Trust 8018
T-Note 1.625 5/15/2026	912828R36	External Commerce Trust 8018TC-C 713	4.259	1/2/2025	5/15/2026	440,000.00	424,754.69	96.535157	948.07	425,702.76		713 Treasurer Class C	External Manager Commerce Trust	JPMorgan Securities	External Commerce Trust 8018
T-Note 2.25 11/15/2025	912828M56	External Commerce Trust 8018TC-C 713	4.298	1/24/2025	11/15/2025	300,000.00	295,171.88	98.390627	1,305.25	296,477.13		713 Treasurer Class C	External Manager Commerce Trust	BMO Chicago Branch	External Commerce Trust 8018
T-Note 2.375 3/31/2029	91282CEE7	External Commerce Trust 8018TC-C 713	4.379	1/2/2025	3/31/2029	450,000.00	415,423.83	92.316407	2,759.96	418,183.79		713 Treasurer Class C	External Manager Commerce Trust	Citigroup Global Markets Inc	External Commerce Trust 8018
T-Note 2.75 5/31/2029	91282CES6	External Commerce Trust 8018TC-C 713	4.579	1/13/2025	5/31/2029	500,000.00	464,062.50	92.8125	1,662.09	465,724.59		713 Treasurer Class C	External Manager Commerce Trust	Citigroup Global Markets Inc	External Commerce Trust 8018
T-Note 3.75 8/31/2026	91282CLH2	External Commerce Trust 8018TC-C 713	4.285	1/24/2025	8/31/2026	725,000.00	719,052.73	99.179687	10,965.12	730,017.85		713 Treasurer Class C	External Manager Commerce Trust	Morgan Stanley & Company	External Commerce Trust 8018
T-Note 3.75 8/31/2031	91282CLJ8	External Commerce Trust 8018TC-C 713	4.686	1/13/2025	8/31/2031	350,000.00	331,515.62	94.718749	4,894.68	336,410.30		713 Treasurer Class C	External Manager Commerce Trust	Goldman Sachs & Co	External Commerce Trust 8018
T-Note 3.75 8/31/2031	91282CLJ8	External Commerce Trust 8018TC-C 713	4.481	1/2/2025	8/31/2031	320,000.00	306,650.00	95.828125	4,110.50	310,760.50		713 Treasurer Class C	External Manager Commerce Trust	Citigroup Global Markets Inc	External Commerce Trust 8018
T-Note 4.25 1/15/2028	91282CMF5	Will County JPMorgan 4912 TC-C 713	4.438	1/15/2025	1/15/2028	2,000,000.00	1,989,531.24	99.476562	0.00	1,989,531.24		713 Treasurer Class C	Internal JPMorgan Securities	JPMorgan Securities	JPMorgan Securities 4912
T-Note 4.375 12/15/2026	91282CJP7	External Commerce Trust 8018TC-C 713	4.290	1/24/2025	12/15/2026	300,000.00	300,445.31	100.148437	1,442.30	301,887.61		713 Treasurer Class C	External Manager Commerce Trust	BMO Chicago Branch	External Commerce Trust 8018
T-Note 4.375 12/31/2029	91282CMD0	Will County JPMorgan 4912 TC-C 713	4.571	1/15/2025	12/31/2029	1,500,000.00	1,486,992.19	99.132813	2,719.27	1,489,711.46		713 Treasurer Class C	Internal JPMorgan Securities	JPMorgan Securities	JPMorgan Securities 4912
T-Note 4.375 5/15/2034	91282CKQ3	External Commerce Trust 8018TC-C 713	4.567	1/6/2025	5/15/2034	330,000.00	325,191.80	98.54297	2,073.90	327,265.70		713 Treasurer Class C	External Manager Commerce Trust	Citigroup Global Markets Inc	External Commerce Trust 8018
Toyota Motor Credit 4.625 1/12/2028-23	89236TKQ7-CT	External Commerce Trust 8018TC-C 713	4.869	1/14/2025	1/12/2028	125,000.00	124,158.75	99.327	32.12	124,190.87		713 Treasurer Class C	External Manager Commerce Trust	Marketaxess Corp	External Commerce Trust 8018

Description	CUSIP/Ticker	Portfolio Name	YTM @ Cost	Settlement Date	Maturity Date	Face Amount/Shares	Principal	Price	Interest/Dividends	Total	Transaction ID	Manager	Main Fund	Broker/Dealer	Custodian
Truist Bank 3.3 5/15/2026-26	86787GAJ1-CT	External Commerce Trust 8018TC-C 713	4.900	1/24/2025	5/15/2026	130,000.00	127,388.30	97.991	822.25	128,210.55		713 Treasurer Class C	External Manager Commerce Trust	Jane Street Execution Services	External Commerce Trust 8018
UBS Select Prime	SPPXX	External UBS 2916 CC-115	0.000	1/31/2025	N/A	366.05	366.05	1	0.00	366.05	purchase	115 Corporate Class C	External Manager UBS	None	External UBS 2916
University Houston TX 4.512 2/15/2033	914302MN1	External Commerce Trust 8018TC-C 713	4.980	1/3/2025	2/15/2033	250,000.00	242,262.50	96.905	3,540.67	245,803.17		713 Treasurer Class C	External Manager Commerce Trust	TMC Bonds LLC	External Commerce Trust 8018
US Bank National Var. Corp 10/22/2027 -26	90331HPP2	External Commerce Trust 8018TC-C 713	0.000	1/14/2025	10/22/2027	125,000.00	124,015.00	99.212	1,283.24	125,298.24		713 Treasurer Class C	External Manager Commerce Trust	Barclays Capital	External Commerce Trust 8018
Virginia Beach VA 6 2/1/2034	92774GQP3	External Commerce Trust 8018TC-C 713	5.000	1/6/2025	2/1/2034	240,000.00	257,318.40	107.216	8,440.00	265,758.40		713 Treasurer Class C	External Manager Commerce Trust	SWBC Investment Services	External Commerce Trust 8018
Virginia State 1.25 11/1/2027	92818NUD8	External Commerce Trust 8018TC-C 713	4.575	1/6/2025	11/1/2027	150,000.00	136,942.50	91.295	338.54	137,281.04		713 Treasurer Class C	External Manager Commerce Trust	Bose BOK	External Commerce Trust 8018
Wisconsin State 2.299 5/1/2028	977100HA7	External Commerce Trust 8018TC-C 713	4.679	1/9/2025	5/1/2028	250,000.00	231,935.00	92.774	1,085.64	233,020.64		713 Treasurer Class C	External Manager Commerce Trust	Wells Fargo Securities	External Commerce Trust 8018
Sub Total / Average Buy						27,947,299.74	27,370,687.54		264,419.84	27,635,107.38					
Called															
State Street Corp Var. Corp 1/26/2026 -25	857477BZ5	Will County Fifth Third 1858 (5801) TC-C 713	0.000	1/26/2025	1/26/2026	1,000,000.00	1,000,000.00	0	0.00	1,000,000.00		713 Treasurer Class C	Internal Fifth Third Securities	Fifth Third Securities	Fifth Third Securities 1858 (5801)
Sub Total / Average Called						1,000,000.00	1,000,000.00		0.00	1,000,000.00					
Deposit															
ARPA Associated Bank MM	MM6704	ARPA Funds Money Market Accounts	0.000	1/31/2025	N/A	8,225.34	8,225.34	100	0.00	8,225.34		None	None	None	None
ARPA Busey Bank MM	MM8920	ARPA Funds Money Market Accounts	0.000	1/31/2025	N/A	7,466.94	7,466.94	100	0.00	7,466.94		None	None	None	None
ARPA Old National Bank MM	MM6279	ARPA Funds Money Market Accounts	0.000	1/31/2025	N/A	11,373.56	11,373.56	100	0.00	11,373.56		None	None	None	None
ARPA Old National Bank MM	MM6279	ARPA Funds Money Market Accounts	0.000	1/31/2025	N/A	127,629.20	127,629.20	100	0.00	127,629.20		None	None	None	None
Associated Bank MM	MM3569	Will County MM, LGIP, Cash CC-C 115	0.000	1/31/2025	N/A	8,258.29	8,258.29	100	0.00	8,258.29		None	None	None	None
Associated Bank MM	MM9160	Will County MM, LGIP, Cash TC-C 713	0.000	1/31/2025	N/A	17,278.99	17,278.99	100	0.00	17,278.99		None	None	None	None
Busey Bank MM	MM7433	Will County MM, LGIP, Cash CC-C 115	0.000	1/31/2025	N/A	4,023.11	4,023.11	100	0.00	4,023.11		None	None	None	None
Busey Bank MM	MM7425	Will County MM, LGIP, Cash TC-C 713	0.000	1/31/2025	N/A	10,970.57	10,970.57	100	0.00	10,970.57		None	None	None	None
Commerce Bank MM	MM1905	Will County MM, LGIP, Cash CC-C 115	0.000	1/31/2025	N/A	3,044.28	3,044.28	100	0.00	3,044.28		115 Corporate Class C	Internal Liquid Assets	None	None
Commerce Bank MM	MM9959	Will County MM, LGIP, Cash TC-C 713	0.000	1/31/2025	N/A	1,206.70	1,206.70	100	0.00	1,206.70		None	None	None	None

Description	CUSIP/Ticker	Portfolio Name	YTM @ Cost	Settlement Date	Maturity Date	Face Amount/Shares	Principal	Price	Interest/Dividends	Total	Transaction ID	Manager	Main Fund	Broker/Dealer	Custodian
Commerce Trust MM	MM8018	External Commerce Trust 8018TC-C 713	0.000	1/31/2025	N/A	2,129.65	2,129.65	100	0.00	2,129.65	forced adjustment	None	None	None	None
Commerce Trust MM	MM8018	External Commerce Trust 8018TC-C 713	0.000	1/31/2025	N/A	4,132.80	4,132.80	100	0.00	4,132.80	interest coupon	None	None	None	None
Commerce Trust MM	MM8018	External Commerce Trust 8018TC-C 713	0.000	1/31/2025	N/A	1,361,074.40	1,361,074.40	100	0.00	1,361,074.40	transfer from cash	None	None	None	None
Commerce Trust MM	MM8018	External Commerce Trust 8018TC-C 713	0.000	1/2/2025	N/A	39,753.64	39,753.64	100	0.00	39,753.64	interest mm	None	None	None	None
Fifth Third Bank MM	MM9989	Will County MM, LGIP, Cash TC-C 713	0.000	1/31/2025	N/A	6,158.68	6,158.68	100	0.00	6,158.68		None	None	None	None
Fifth Third Bank MM	MM9997	Will County MM, LGIP, Cash CC-C 115	0.000	1/31/2025	N/A	12,664.73	12,664.73	100	0.00	12,664.73		None	None	None	None
Fifth Third Securities MM	MM3749	Will County Fifth Third 3749 (1963) CC-115	0.000	1/31/2025	N/A	184,937.50	184,937.50	100	0.00	184,937.50	coupon interest	None	None	None	None
Fifth Third Securities MM	MM3749	Will County Fifth Third 3749 (1963) CC-115	0.000	1/31/2025	N/A	18,000,000.00	18,000,000.00	100	0.00	18,000,000.00	wire tr in maturity	None	None	None	None
Fifth Third Securities MM	MM1858	Will County Fifth Third 1858 (5801) TC-C 713	0.000	1/31/2025	N/A	227,035.00	227,035.00	100	0.00	227,035.00	coupon interest	None	None	None	None
Fifth Third Securities MM	MM1858	Will County Fifth Third 1858 (5801) TC-C 713	0.000	1/31/2025	N/A	1,000,000.00	1,000,000.00	100	0.00	1,000,000.00	matured	None	None	None	None
Fifth Third Securities MM	MM1858	Will County Fifth Third 1858 (5801) TC-C 713	0.000	1/31/2025	N/A	1,000,000.00	1,000,000.00	100	0.00	1,000,000.00	called	None	None	None	None
First Secure Bank & Trust MM	MM1540	Will County MM, LGIP, Cash CC-C 115	0.000	1/31/2025	N/A	9,058.94	9,058.94	100	0.00	9,058.94		None	None	None	None
First Secure Bank & Trust MM	MM1532	Will County MM, LGIP, Cash TC-C 713	0.000	1/31/2025	N/A	1,178.01	1,178.01	100	0.00	1,178.01		None	None	None	None
First Secure Community Bank MM	MM2710	Will County MM, LGIP, Cash TC-C 713	0.000	1/31/2025	N/A	5,418.10	5,418.10	100	0.00	5,418.10		None	None	None	None
First Secure Community Bank MM	MM2870	Will County MM, LGIP, Cash CC-C 115	0.000	1/31/2025	N/A	13,333.37	13,333.37	100	0.00	13,333.37		None	None	None	None
JPMorganCash	CASH4912	Will County JPMorgan 4912 TC-C 713	0.000	1/31/2025	N/A	16,875.00	16,875.00	100	0.00	16,875.00	coupon interest	None	None	None	None
JPMorganCash	CASH4912	Will County JPMorgan 4912 TC-C 713	0.000	1/31/2025	N/A	3,000,000.00	3,000,000.00	100	0.00	3,000,000.00	wire tr in maturity	None	None	None	None
JPMorganCash	CASH4912	Will County JPMorgan 4912 TC-C 713	0.000	1/31/2025	N/A	4,969,005.20	4,969,005.20	100	0.00	4,969,005.20	wire tr in purchase	None	None	None	None
JPMorgan Securities Cash	CASH0484	Will County JPMorgan 0484 CC-115	0.000	1/31/2025	N/A	7,217,000.00	7,217,000.00	100	0.00	7,217,000.00	maturity	None	None	None	None
MAXSAFE Bank MM	MM2144	Will County MM, LGIP, Cash TC-C 713	0.000	1/31/2025	N/A	21,267.92	21,267.92	100	0.00	21,267.92		None	None	None	None
Old National BankMM	MM1671	Will County MM, LGIP, Cash CC-C 115	0.000	1/31/2025	N/A	13,728.09	13,728.09	100	0.00	13,728.09		None	None	None	None
Old National WM MM	MM6142	External Old National 6142 (FMW 0334) TC-C 713	0.000	1/31/2025	N/A	949.48	949.48	100	0.00	949.48	interest mm	None	None	None	None

Description	CUSIP/Ticker	Portfolio Name	YTM @ Cost	Settlement Date	Maturity Date	Face Amount/Shares	Principal	Price	Interest/Dividends	Total	Transaction ID	Manager	Main Fund	Broker/Dealer	Custodian
Old National WM MM	MM6142	External Old National 6142 (FMMW 0334) TC-C 713	0.000	1/31/2025	N/A	11,625.00	11,625.00	100	0.00	11,625.00	coupon interest	None	None	None	None
Old Second Bank MM	MM7457	Will County MM, LGIP, Cash CC-C 115	0.000	1/31/2025	N/A	761.37	761.37	100	0.00	761.37		None	None	None	None
Old Second Bank MM	MM4914	Will County MM, LGIP, Cash TC-C 713	0.000	1/31/2025	N/A	1,260.36	1,260.36	100	0.00	1,260.36		None	None	None	None
Old Second Bank MM	MM4914	Will County MM, LGIP, Cash TC-C 713	0.000	1/28/2025	N/A	1,049,779.14	1,049,779.14	100	0.00	1,049,779.14		None	None	None	None
PeopleFirst Bank MM	MM7360	Will County MM, LGIP, Cash CC-C 115	0.000	1/31/2025	N/A	25,018.16	25,018.16	100	0.00	25,018.16		None	None	None	None
PeopleFirst Bank MM	MM4000	Will County MM, LGIP, Cash TC-C 713	0.000	1/31/2025	N/A	30,124.55	30,124.55	100	0.00	30,124.55		None	None	None	None
PeopleFirst Bank MM	MM4000	Will County MM, LGIP, Cash TC-C 713	0.000	1/31/2025	N/A	2,107,384.47	2,107,384.47	100	0.00	2,107,384.47		None	None	None	None
PeopleFirst Bank MM	MM7360	Will County MM, LGIP, Cash CC-C 115	0.000	1/3/2025	N/A	1,053,692.23	1,053,692.23	100	0.00	1,053,692.23		None	None	None	None
PNC Bank MM	MM1355	Will County MM, LGIP, Cash TC-C 713	0.000	1/31/2025	N/A	5,518.89	5,518.89	100	0.00	5,518.89		None	None	None	None
Providence Bank & Trust MM	MM0203	Will County MM, LGIP, Cash TC-C 713	0.000	1/31/2025	N/A	793.22	793.22	100	0.00	793.22		None	None	None	None
Providence Bank & Trust MM	MM0195	Will County MM, LGIP, Cash CC-C 115	0.000	1/31/2025	N/A	6,956.08	6,956.08	100	0.00	6,956.08		None	None	None	None
Republic Bank MM	MM3495	Will County MM, LGIP, Cash CC-C 115	0.000	1/31/2025	N/A	10,523.52	10,523.52	100	0.00	10,523.52		None	None	None	None
Republic Bank MM	MM2085	Will County MM, LGIP, Cash TC-C 713	0.000	1/31/2025	N/A	19,044.19	19,044.19	100	0.00	19,044.19		None	None	None	None
Republic Bank MM	MM3495	Will County MM, LGIP, Cash CC-C 115	0.000	1/23/2025	N/A	3,163,525.76	3,163,525.76	100	0.00	3,163,525.76		None	None	None	None
Republic Bank MM	MM2085	Will County MM, LGIP, Cash TC-C 713	0.000	1/23/2025	N/A	1,054,508.59	1,054,508.59	100	0.00	1,054,508.59		None	None	None	None
Stifel ARPA Cash	CASH7658	External Stifel 7658 (WB 0349) ARPA	0.000	1/31/2025	N/A	3,203,153.67	3,203,153.67	100	0.00	3,203,153.67	net activity	None	None	None	None
Stifel Corporate Class C MM	MM4193	External Stifel 4193 (WB 0356) CC-115	0.000	1/31/2025	N/A	7,847.34	7,847.34	100	0.00	7,847.34	interest mm	None	None	None	None
Stifel Corporate Class C MM	MM4193	External Stifel 4193 (WB 0356) CC-115	0.000	1/31/2025	N/A	36,121.43	36,121.43	100	0.00	36,121.43	principal paydowns	None	None	None	None
Stifel Corporate Class C MM	MM4193	External Stifel 4193 (WB 0356) CC-115	0.000	1/31/2025	N/A	232,657.55	232,657.55	100	0.00	232,657.55	coupon interest	None	None	None	None
Stifel Corporate Class C MM	MM4193	External Stifel 4193 (WB 0356) CC-115	0.000	1/31/2025	N/A	6,000,000.00	6,000,000.00	100	0.00	6,000,000.00	matured	None	None	None	None
Stifel Treasurer Class C MM	MM8500	External Stifel 8500 (WB 6011) TC-C 713	0.000	1/31/2025	N/A	32.65	32.65	100	0.00	32.65	forced adjustment	None	None	None	None
Stifel Treasurer Class C MM	MM8500	External Stifel 8500 (WB 6011) TC-C 713	0.000	1/31/2025	N/A	4,517.24	4,517.24	100	0.00	4,517.24	interest mm	None	None	None	None

Description	CUSIP/Ticker	Portfolio Name	YTM @ Cost	Settlement Date	Maturity Date	Face Amount/Shares	Principal	Price	Interest/Dividends	Total	Transaction ID	Manager	Main Fund	Broker/Dealer	Custodian
Stifel Treasurer Class C MM	MM8500	External Stifel 8500 (WB 6011) TC-C 713	0.000	1/31/2025	N/A	373,509.29	373,509.29	100	0.00	373,509.29	coupon interest	None	None	None	None
Stifel Treasurer Class C MM	MM8500	External Stifel 8500 (WB 6011) TC-C 713	0.000	1/31/2025	N/A	978,569.36	978,569.36	100	0.00	978,569.36	principal paydowns	None	None	None	None
UBS Financial MM	MM2916	External UBS 2916 CC-115	0.000	1/31/2025	N/A	42.27	42.27	100	0.00	42.27	interest mm	None	None	None	None
UBS Financial MM	MM2916	External UBS 2916 CC-115	0.000	1/31/2025	N/A	108.35	108.35	100	0.00	108.35	fee adjustment	None	None	None	None
UBS Financial MM	MM2916	External UBS 2916 CC-115	0.000	1/31/2025	N/A	99,365.75	99,365.75	100	0.00	99,365.75	coupon interest	None	None	None	None
UBS Financial MM	MM2916	External UBS 2916 CC-115	0.000	1/31/2025	N/A	850,000.00	850,000.00	100	0.00	850,000.00	maturity	None	None	None	None
Sub Total / Average Deposit						57,631,617.92	57,631,617.92		0.00	57,631,617.92					
Dividend															
UBS Select Prime	SPPXX	External UBS 2916 CC-115	0.000	1/31/2025	N/A	0.00	0.00		366.05	366.05	dividend	None	None	None	None
Sub Total / Average Dividend						0.00	0.00		366.05	366.05					
Interest															
American Honda Finance 4.95 1/9/2026-25	02665WEY3	External Stifel 4193 (WB 0356) CC-115	0.000	1/9/2025	1/9/2026	0.00	0.00		111,375.00	111,375.00		None	None	None	None
ARPA Associated BankMM	MM6704	ARPA Funds Money Market Accounts	0.000	1/31/2025	N/A	0.00	0.00		8,225.34	8,225.34		None	None	None	None
ARPA Busey Bank MM	MM8920	ARPA Funds Money Market Accounts	0.000	1/31/2025	N/A	0.00	0.00		7,466.94	7,466.94		None	None	None	None
ARPA Old National Bank MM	MM6279	ARPA Funds Money Market Accounts	0.000	1/31/2025	N/A	0.00	0.00		11,373.56	11,373.56		None	None	None	None
AssociatedBank MM	MM3569	Will County MM, LGIP, Cash CC-C 115	0.000	1/31/2025	N/A	0.00	0.00		8,258.29	8,258.29		None	None	None	None
AssociatedBank MM	MM9160	Will County MM, LGIP, Cash TC-C 713	0.000	1/31/2025	N/A	0.00	0.00		17,278.99	17,278.99		None	None	None	None
Bank of America Corp4 1/22/2025	06051GFM6	Will County Fifth Third 3749 (1963) CC-115	0.000	1/22/2025	1/22/2025	0.00	0.00		60,000.00	60,000.00		None	None	None	None
Bank of New York Mellon 3.4 1/29/2028-27	06406RAF4	External UBS 2916 CC-115	0.000	1/29/2025	1/29/2028	0.00	0.00		14,416.00	14,416.00		None	None	None	None
Busey Bank MM	MM7433	Will County MM, LGIP, Cash CC-C 115	0.000	1/31/2025	N/A	0.00	0.00		4,023.11	4,023.11		None	None	None	None
Busey Bank MM	MM7425	Will County MM, LGIP, Cash TC-C 713	0.000	1/31/2025	N/A	0.00	0.00		10,970.57	10,970.57		None	None	None	None
Coca Cola 2.25 1/5/2032-22	191216DP2	External UBS 2916 CC-115	0.000	1/5/2025	1/5/2032	0.00	0.00		16,143.75	16,143.75		None	None	None	None
Comcast Corp 1.95 1/15/2031-30	20030NDM0	External UBS 2916 CC-115	0.000	1/15/2025	1/15/2031	0.00	0.00		9,506.25	9,506.25		None	None	None	None
Commerce Bank MM	MM1905	Will County MM, LGIP, Cash CC-C 115	0.000	1/31/2025	N/A	0.00	0.00		3,044.28	3,044.28		None	None	None	None
Commerce Bank MM	MM9959	Will County MM, LGIP, Cash TC-C 713	0.000	1/31/2025	N/A	0.00	0.00		1,206.70	1,206.70		None	None	None	None
Commerce Trust MM	MM8018	External Commerce Trust	0.000	1/2/2025	N/A	0.00	0.00		39,753.64	39,753.64	interest mm	None	None	None	None

Description	CUSIP/Ticker	Portfolio Name	YTM @ Cost	Settlement Date	Maturity Date	Face Amount/Shares	Principal	Price	Interest/Dividends	Total	Transaction ID	Manager	Main Fund	Broker/Dealer	Custodian
Fifth Third Bank MM	MM9989	Will County MM, LGIP, Cash TC-C 713	0.000	1/31/2025	N/A	0.00	0.00	0.00	6,158.68	6,158.68		None	None	None	None
Fifth Third Bank MM	MM9997	Will County MM, LGIP, Cash CC-C 115	0.000	1/31/2025	N/A	0.00	0.00	0.00	12,664.73	12,664.73		None	None	None	None
First Secure Bank & Trust MM	MM1540	Will County MM, LGIP, Cash CC-C 115	0.000	1/31/2025	N/A	0.00	0.00	0.00	9,058.94	9,058.94		None	None	None	None
First Secure Bank & Trust MM	MM1532	Will County MM, LGIP, Cash TC-C 713	0.000	1/31/2025	N/A	0.00	0.00	0.00	1,178.01	1,178.01		None	None	None	None
First Secure Community Bank MM	MM2710	Will County MM, LGIP, Cash TC-C 713	0.000	1/31/2025	N/A	0.00	0.00	0.00	5,418.10	5,418.10		None	None	None	None
First Secure Community Bank MM	MM2870	Will County MM, LGIP, Cash CC-C 115	0.000	1/31/2025	N/A	0.00	0.00	0.00	13,333.37	13,333.37		None	None	None	None
Florida State Board 1.258 7/1/2025-25	341271AD6	External Stifel 8500 (WB 6011) TC-C 713	0.000	1/1/2025	7/1/2025	0.00	0.00	0.00	6,101.30	6,101.30		None	None	None	None
FNMA MBS 1.5 6/25/2027	3136A6A20	External Stifel 8500 (WB 6011) CC-115	0.000	1/1/2025	6/25/2027	0.00	0.00	0.00	40.78	40.78		None	None	None	None
FNMA MBS 1.5 6/25/2040	3136BAFH2	External Stifel 8500 (WB 6011) TC-C 713	0.000	1/1/2025	6/25/2040	0.00	0.00	0.00	301.60	301.60		None	None	None	None
FNMA MBS 1.557 11/1/2051	3140QMN83	External Stifel 8500 (WB 6011) TC-C 713	0.000	1/1/2025	11/1/2051	0.00	0.00	0.00	2,035.45	2,035.45		None	None	None	None
FNMA MBS 2 10/25/2041	3136A9KS6	External Stifel 4193 (WB 0356) CC-115	0.000	1/1/2025	10/25/2041	0.00	0.00	0.00	285.93	285.93		None	None	None	None
FNMA MBS 2.25 6/25/2044	3136AMHV4	External Stifel 8500 (WB 6011) TC-C 713	0.000	1/1/2025	6/25/2044	0.00	0.00	0.00	411.44	411.44		None	None	None	None
FNMA MBS 2.5 2/1/2035	3140XJ79	External Stifel 8500 (WB 6011) TC-C 713	0.000	1/1/2025	2/1/2035	0.00	0.00	0.00	4,587.43	4,587.43		None	None	None	None
FNMA MBS 3 1/1/2036	3140XKQ52	External Stifel 8500 (WB 6011) TC-C 713	0.000	1/1/2025	1/1/2036	0.00	0.00	0.00	5,475.02	5,475.02		None	None	None	None
FNMA MBS 3 12/1/2033	3140JGME2	External Stifel 8500 (WB 6011) TC-C 713	0.000	1/1/2025	12/1/2033	0.00	0.00	0.00	1,685.43	1,685.43		None	None	None	None
FNMA MBS 3.01 2/1/2027	3138LHG57	External Stifel 8500 (WB 6011) TC-C 713	0.000	1/1/2025	2/1/2027	0.00	0.00	0.00	4,937.33	4,937.33		None	None	None	None
FNMA MBS 3.5 12/1/2029	3138ENZ36	External Stifel 8500 (WB 6011) TC-C 713	0.000	1/1/2025	12/1/2029	0.00	0.00	0.00	1,829.08	1,829.08		None	None	None	None
FNMA MBS 3.75 12/25/2046	3136BNDR4	External Stifel 8500 (WB 6011) TC-C 713	0.000	1/1/2025	12/25/2046	0.00	0.00	0.00	6,693.92	6,693.92		None	None	None	None
FNMA MBS 3.848 1/1/2053	3140N6FC1	External Stifel 8500 (WB 6011) TC-C 713	0.000	1/1/2025	1/1/2053	0.00	0.00	0.00	5,278.96	5,278.96		None	None	None	None
FNMA MBS 4 10/25/2033	3136BNS64	External Stifel 8500 (WB 6011) TC-C 713	0.000	1/1/2025	10/25/2033	0.00	0.00	0.00	5,047.40	5,047.40		None	None	None	None
FNMA MBS 4 6/1/2043	3140XMRB4	External Stifel 8500 (WB 6011) TC-C 713	0.000	1/1/2025	6/1/2043	0.00	0.00	0.00	5,823.19	5,823.19		None	None	None	None
FNMA MBS 4.5 6/1/2043	3140XMBM7	External Stifel 8500 (WB 6011) TC-C 713	0.000	1/1/2025	6/1/2043	0.00	0.00	0.00	6,435.04	6,435.04		None	None	None	None
FNMA MBS 4.59 4/1/2028	3140LKBM4	External Stifel 8500 (WB 6011) TC-C 713	0.000	1/1/2025	4/1/2028	0.00	0.00	0.00	7,114.50	7,114.50		None	None	None	None

Description	CUSIP/Ticker	Portfolio Name	YTM	Settlement	Maturity	Face	Principal	Price	Interest/Dividends	Total	Transaction	Manager	Main Fund	Broker/Dealer	Custodian
			@	Date	Date	Amount/Shares									
FNMA MBS 4.815	3140LLUF6	External Sifted 8500 (WB 6011) TC-C-713	0.000	1/1/2025	9/1/2028	0.00	0.00	8.707.12	8.707.12	8.707.12	None	None	None	None	None
FNMA MBS 5.249	3140JB5T9	External Sifted 8500 (WB 6011) TC-C-713	0.000	1/1/2025	3/1/2053	0.00	0.00	6.826.46	6.826.46	6.826.46	None	None	None	None	None
FNMA MBS 6	3140XMU46	External Sifted 8500 (WB 6011) TC-C-713	0.000	1/1/2025	11/1/2043	0.00	0.00	7.688.02	7.688.02	7.688.02	None	None	None	None	None
FNMA MBS 6.006	3136BQY45	External Sifted 8500 (WB 6011) TC-C-713	0.000	1/1/2025	9/25/2053	0.00	0.00	7.255.53	7.255.53	7.255.53	None	None	None	None	None
FNMA MBS Var. FNMA	3136AVKR9	External Sifted 8500 (WB 6011) TC-C-713	0.000	1/1/2025	2/25/2027	0.00	0.00	1.942.08	1.942.08	1.942.08	None	None	None	None	None
FNMA MBS Var. FNMA	3136B1VCS	External Sifted 8500 (WB 6011) TC-C-713	0.000	1/1/2025	4/25/2048	0.00	0.00	5.375.90	5.375.90	5.375.90	None	None	None	None	None
FNMA MBS Var. FNMA	3140JCBL7	External Sifted 8500 (WB 6011) TC-C-713	0.000	1/1/2025	7/1/2053	0.00	0.00	7.863.11	7.863.11	7.863.11	None	None	None	None	None
FNMA MBS Var. FNMA	3136B4SN4	External Sifted 8500 (WB 6011) TC-C-713	0.000	1/1/2025	7/25/2049	0.00	0.00	6.700.29	6.700.29	6.700.29	None	None	None	None	None
FNMA MBS Var. FNMA	3136BGXY2	External Sifted 8500 (WB 6011) TC-C-713	0.000	1/1/2025	9/25/2061	0.00	0.00	2.817.56	2.817.56	2.817.56	None	None	None	None	None
FNMA MBS Var. FNMA	3136BGXY2	External Sifted 4193 (WB 0356) CC-115	0.000	1/1/2025	9/25/2061	0.00	0.00	689.49	689.49	689.49	None	None	None	None	None
FRESB MBS Var. Corp	30298BAE3	External Sifted 4193 (WB 0356) CC-115	0.000	1/1/2025	2/25/2039	0.00	0.00	1.137.64	1.137.64	1.137.64	None	None	None	None	None
FRESB MBS Var. Corp	30295VAB2	External Sifted 4193 (WB 0356) CC-115	0.000	1/1/2025	3/25/2037	0.00	0.00	695.67	695.67	695.67	None	None	None	None	None
FRESB MBS Var. Corp	30298LAB7	External Sifted 4193 (WB 0356) CC-115	0.000	1/1/2025	5/25/2039	0.00	0.00	333.82	333.82	333.82	None	None	None	None	None
FRESB MBS Var. Corp	30297PAF0	External Sifted 4193 (WB 0356) CC-115	0.000	1/1/2025	7/25/2038	0.00	0.00	639.72	639.72	639.72	None	None	None	None	None
FRESB MBS Var. Corp	30298WAE7	External Sifted 4193 (WB 0356) CC-115	0.000	1/1/2025	8/25/2039	0.00	0.00	2.023.92	2.023.92	2.023.92	None	None	None	None	None
GNMA MBS 1	38383AUP7	External Sifted 8500 (WB 6011) TC-C-713	0.000	1/1/2025	1/20/2050	0.00	0.00	817.03	817.03	817.03	None	None	None	None	None
GNMA MBS 1.25	38378HXH4	External Sifted 4193 (WB 0356) CC-115	0.000	1/1/2025	9/16/2027	0.00	0.00	24.06	24.06	24.06	None	None	None	None	None
GNMA MBS 2	38375GA47	External Sifted 4193 (WB 0356) CC-115	0.000	1/1/2025	8/20/2025	0.00	0.00	13.32	13.32	13.32	None	None	None	None	None
GNMA MBS 2.4	38379UAF0	External Sifted 8500 (WB 6011) TC-C-713	0.000	1/1/2025	9/16/2050	0.00	0.00	447.90	447.90	447.90	None	None	None	None	None
GNMA MBS 2.85	38376XUC3	External Sifted 4193 (WB 0356) CC-115	0.000	1/1/2025	8/16/2054	0.00	0.00	51.56	51.56	51.56	None	None	None	None	None
GNMA MBS 3	3622ABT28	External Sifted 8500 (WB 6011) TC-C-713	0.000	1/1/2025	4/20/2050	0.00	0.00	5.560.63	5.560.63	5.560.63	None	None	None	None	None
GNMA MBS 4.5	38383LLS7	External Sifted 8500 (WB 6011) TC-C-713	0.000	1/1/2025	2/20/2048	0.00	0.00	3.404.00	3.404.00	3.404.00	None	None	None	None	None

Description	CUSIP/Ticker	Portfolio Name	YTM @ Cost	Settlement Date	Maturity Date	Face Amount/Shares	Principal	Price	Interest/Dividends	Total	Transaction ID	Manager	Main Fund	Broker/Dealer	Custodian
GNMA MBS 5 1/20/2052	38383WWD4	External Stifel 8500 (WB 6011) TC-C 713	0.000	1/1/2025	1/20/2052	0.00	0.00	0.00	4,887.05	4,887.05		None	None	None	None
GNMA MBS 5 1/20/2054	38384MBR7	External Stifel 8500 (WB 6011) TC-C 713	0.000	1/1/2025	1/20/2054	0.00	0.00	0.00	4,900.79	4,900.79		None	None	None	None
GNMA MBS 5 10/20/2051	38384JQ62	External Stifel 8500 (WB 6011) TC-C 713	0.000	1/1/2025	10/20/2051	0.00	0.00	0.00	7,529.43	7,529.43		None	None	None	None
GNMA MBS 5 4/20/2053	36179X50	External Stifel 8500 (WB 6011) TC-C 713	0.000	1/1/2025	4/20/2053	0.00	0.00	0.00	6,860.94	6,860.94		None	None	None	None
GNMA MBS 5.5 3/20/2048	38384AR21	External Stifel 8500 (WB 6011) TC-C 713	0.000	1/1/2025	3/20/2048	0.00	0.00	0.00	4,469.52	4,469.52		None	None	None	None
GNMA MBS Var. GNMA 11/20/2054	3618N5BE8	External Stifel 8500 (WB 6011) TC-C 713	0.000	1/1/2025	11/20/2054	0.00	0.00	0.00	5,617.91	5,617.91		None	None	None	None
GNMA MBS Var. GNMA 12/16/2047	38378N5Q2	External Stifel 8500 (WB 6011) TC-C 713	0.000	1/1/2025	12/16/2047	0.00	0.00	0.00	452.82	452.82		None	None	None	None
GNMA MBS Var. GNMA 12/16/2047	38378N5Q2	External Stifel 4193 (WB 0356) CC-115	0.000	1/1/2025	12/16/2047	0.00	0.00	0.00	260.49	260.49		None	None	None	None
GNMA MBS Var. GNMA 2/20/2041	38379MM74	External Stifel 4193 (WB 0356) CC-115	0.000	1/1/2025	2/20/2041	0.00	0.00	0.00	728.31	728.31		None	None	None	None
GNMA MBS Var. GNMA 2/20/2053	3622ACFD7	External Stifel 8500 (WB 6011) TC-C 713	0.000	1/1/2025	2/20/2053	0.00	0.00	0.00	4,771.95	4,771.95		None	None	None	None
GNMA MBS Var. GNMA 4/20/2054	38384MLA3	External Stifel 8500 (WB 6011) TC-C 713	0.000	1/1/2025	4/20/2054	0.00	0.00	0.00	9,586.88	9,586.88		None	None	None	None
GNMA MBS Var. GNMA 6/20/2053	3622ACNG1	External Stifel 8500 (WB 6011) TC-C 713	0.000	1/1/2025	6/20/2053	0.00	0.00	0.00	7,656.04	7,656.04		None	None	None	None
Goldman Sachs Group Inc 3.5 1/23/2025	38148LAC0	Will County Fifth Third 3749 (1963) CC-115	0.000	1/23/2025	1/23/2025	0.00	0.00	0.00	17,500.00	17,500.00		None	None	None	None
IBM 3.3 1/27/2027-26	459200JR3	External UBS 2916 CC-115	0.000	1/27/2025	1/27/2027	0.00	0.00	0.00	7,425.00	7,425.00		None	None	None	None
Intel Corp. 3.7 7/29/2025-25	458140AS9	External UBS 2916 CC-115	0.000	1/29/2025	7/29/2025	0.00	0.00	0.00	4,625.00	4,625.00		None	None	None	None
JP Morgan 3.125 1/23/2025-24	46625HKC3	External UBS 2916 CC-115	0.000	1/23/2025	1/23/2025	0.00	0.00	0.00	13,281.25	13,281.25		None	None	None	None
JP Morgan Chase Var. Corp 1/23/2028 -27	46647PEA0	External Commerce Trust 8018TC-C 713	0.000	1/23/2025	1/23/2028	0.00	0.00	0.00	3,150.00	3,150.00		None	None	None	None
Maine Health & Higher Education 2.185 7/1/2030	56042RJ94	External Stifel 8500 (WB 6011) TC-C 713	0.000	1/1/2025	7/1/2030	0.00	0.00	0.00	10,051.00	10,051.00		None	None	None	None
Massachusetts Education Authority 3.272 7/1/2026	57563RQF9	External Stifel 8500 (WB 6011) TC-C 713	0.000	1/1/2025	7/1/2026	0.00	0.00	0.00	10,634.00	10,634.00		None	None	None	None
Massachusetts Education Authority 4.078 7/1/2027-2	57563RPN3	External Stifel 8500 (WB 6011) TC-C 713	0.000	1/1/2025	7/1/2027	0.00	0.00	0.00	17,127.60	17,127.60		None	None	None	None
MAXSAFE Bank MM	MM2144	Will County MM, LGIP, Cash TC-C 713	0.000	1/31/2025	N/A	0.00	0.00	0.00	21,267.92	21,267.92		None	None	None	None
Morgan Stanley 3.125 7/27/2026-26	61761JR8	Will County Fifth Third 1858 (5801) TC-C 713	0.000	1/27/2025	7/27/2026	0.00	0.00	0.00	78,125.00	78,125.00		None	None	None	None
Morgan Stanley 3.875 1/27/2026-25	61746BDZ6- 5801	Will County Fifth Third 1858 (5801) TC-C 713	0.000	1/27/2025	1/27/2026	0.00	0.00	0.00	19,375.00	19,375.00		None	None	None	None

Description	CUSIP/Ticker	Portfolio Name	YTM @ Cost	Settlement Date	Maturity Date	Face Amount/Shares	Principal	Price	Interest/Dividends	Total	Transaction ID	Manager	Main Fund	Broker/Dealer	Custodian
Morgan Stanley 1.512 7/20/2027-26	61747YEC5	External Commerce Trust 8018TC-C 713	0.000	1/20/2025	7/20/2027	0.00	0.00		982.80	982.80		None	None	None	None
Morgan Stanley Bank 3.875 1/27/2026-25	61746BDZ6	External Stifel 8500 (WB 6011) TC-C 713	0.000	1/27/2025	1/27/2026	0.00	0.00		38,750.00	38,750.00		None	None	None	None
Old National BankMM	MM1671	Will County MM, LGIP, Cash CC-C 115	0.000	1/31/2025	N/A	0.00	0.00		13,728.09	13,728.09		None	None	None	None
Old National WM MM	MM6142	External Old National 6142 (FMW 0334) TC-C 713	0.000	1/31/2025	N/A	0.00	0.00		949.48	949.48	interest mm	None	None	None	None
Old Second Bank4.5 1/22/2025	CD7101	Will County Investments TC-C 713	0.000	1/22/2025	1/22/2025	0.00	0.00		3,886.56	3,886.56		None	None	None	None
Old Second Bank MM	MM7457	Will County MM, LGIP, Cash CC-C 115	0.000	1/31/2025	N/A	0.00	0.00		761.37	761.37		None	None	None	None
Old Second Bank MM	MM4914	Will County MM, LGIP, Cash TC-C 713	0.000	1/31/2025	N/A	0.00	0.00		1,260.36	1,260.36		None	None	None	None
Oracle Corporation 2.65 7/15/2026-26	68389XBM6	External UBS 2916 CC-115	0.000	1/15/2025	7/15/2026	0.00	0.00		5,962.50	5,962.50		None	None	None	None
PeopleFirst Bank MM	MM7360	Will County MM, LGIP, Cash CC-C 115	0.000	1/31/2025	N/A	0.00	0.00		25,018.16	25,018.16		None	None	None	None
PeopleFirst Bank MM	MM4000	Will County MM, LGIP, Cash TC-C 713	0.000	1/31/2025	N/A	0.00	0.00		30,124.55	30,124.55		None	None	None	None
PNC Bank MM	MM1355	Will County MM, LGIP, Cash TC-C 713	0.000	1/31/2025	N/A	0.00	0.00		5,518.89	5,518.89		None	None	None	None
Providence Bank & Trust MM	MM0203	Will County MM, LGIP, Cash TC-C 713	0.000	1/31/2025	N/A	0.00	0.00		793.22	793.22		None	None	None	None
Providence Bank & Trust MM	MM0195	Will County MM, LGIP, Cash CC-C 115	0.000	1/31/2025	N/A	0.00	0.00		6,956.08	6,956.08		None	None	None	None
Republic Bank3.99 7/22/2025	CD3691B	Will County Investments TC-C 713	0.000	1/31/2025	7/22/2025	0.00	0.00		13,742.33	13,742.33		None	None	None	None
Republic Bank3.99 7/22/2025	CD1230B	Will County Investments TC-C 713	0.000	1/31/2025	7/22/2025	0.00	0.00		4,586.77	4,586.77		None	None	None	None
Republic Bank4.889 1/22/2025	CD8034B	Will County Investments CC-C 115	0.000	1/22/2025	1/22/2025	0.00	0.00		8,873.56	8,873.56		None	None	None	None
Republic Bank4.889 1/22/2025	CD8455B	Will County Investments TC-C 713	0.000	1/22/2025	1/22/2025	0.00	0.00		2,957.86	2,957.86		None	None	None	None
Republic Bank MM	MM3495	Will County MM, LGIP, Cash CC-C 115	0.000	1/31/2025	N/A	0.00	0.00		10,523.52	10,523.52		None	None	None	None
Republic Bank MM	MM2085	Will County MM, LGIP, Cash TC-C 713	0.000	1/31/2025	N/A	0.00	0.00		19,044.19	19,044.19		None	None	None	None
State Street 2.4 1/24/2030	857477BG7	External UBS 2916 CC-115	0.000	1/24/2025	1/24/2030	0.00	0.00		9,456.00	9,456.00		None	None	None	None
State Street CorpVar. Corp 1/26/2026 -25	857477BZ5	Will County Fifth Third 1858 (5801) TC-C 713	0.000	1/26/2025	1/26/2026	0.00	0.00		24,285.00	24,285.00		713 Treasurer Class C	Internal Fifth Third Securities	Fifth Third Securities	Fifth Third Securities 1858 (5801)
Stifel Corporate Class C MM	MM4193	External Stifel 4193 (WB 0356) CC-115	0.000	1/31/2025	N/A	0.00	0.00		7,847.34	7,847.34	interest mm	None	None	None	None
Stifel Treasurer Class C MM	MM8500	External Stifel 8500 (WB 6011) TC-C 713	0.000	1/31/2025	N/A	0.00	0.00		4,517.24	4,517.24	interest mm	None	None	None	None

Description	CUSIP/Ticker	Portfolio Name	YTM @ Cost	Settlement Date	Maturity Date	Face Amount/Shares	Principal	Price	Interest/Dividends	Total	Transaction ID	Manager	Main Fund	Broker/Dealer	Custodian
T-Note 0.25 7/31/2025	91282CAB7	External Old National 5142 (FIWW 0334) TC-C 713	0.000	1/31/2025	7/31/2025	0.00	0.00	0.00	625.00	625.00		None	None	None	None
T-Note 0.375 7/31/2027	91282CAD3	External Old National 5142 (FIWW 0334) TC-C 713	0.000	1/31/2025	7/31/2027	0.00	0.00	0.00	937.50	937.50		None	None	None	None
T-Note 0.625 7/31/2026	91282CCP4	External Old National 5142 (FIWW 0334) TC-C 713	0.000	1/31/2025	7/31/2026	0.00	0.00	0.00	1,562.50	1,562.50		None	None	None	None
T-Note 1.125 1/15/2025	91282CDS7-4912	Will County Fifth Third 3749 (1963) CC-115	0.000	1/15/2025	1/15/2025	0.00	0.00	0.00	16,875.00	16,875.00		None	None	None	None
T-Note 1.125 1/15/2025	91282CDS7-1963	Will County Fifth Third 3749 (1963) CC-115	0.000	1/15/2025	1/15/2025	0.00	0.00	0.00	19,687.50	19,687.50		None	None	None	None
T-Note 1.375 1/31/2025	912828Z52	Will County Fifth Third 3749 (1963) CC-115	0.000	1/31/2025	1/31/2025	0.00	0.00	0.00	34,375.00	34,375.00		None	None	None	None
T-Note 4.25 1/31/2026	91282C-JV4	External Old National 5142 (FIWW 0334) TC-C 713	0.000	1/31/2025	1/31/2026	0.00	0.00	0.00	8,500.00	8,500.00		None	None	None	None
Toyota Motor Credit 1.45 1/13/2025-24	89236TJT3	Will County Fifth Third 3749 (1963) CC-115	0.000	1/13/2025	1/13/2025	0.00	0.00	0.00	25,375.00	25,375.00		None	None	None	None
Toyota Motor Credit 4.625 1/12/2028-23	89236TKQ7	External Stifel 8500 (WB 6011) TC-C 713	0.000	1/12/2025	1/12/2028	0.00	0.00	0.00	46,250.00	46,250.00		None	None	None	None
Toyota Motor Credit 4.8 1/10/2025	89236TKN4	External Stifel 4193 (WB 0356) CC-115	0.000	1/10/2025	1/10/2025	0.00	0.00	0.00	72,000.00	72,000.00		None	None	None	None
UBS Financial MM	MM2916	External UBS 2916 CC-115	0.000	1/31/2025	N/A	0.00	0.00	0.00	42.27	42.27	interest mm	None	None	None	None
Union Pacific Corp 3.25 1/15/2025-24	907818DY1	Will County Fifth Third 1858 (5801) TC-C 713	0.000	1/15/2025	1/15/2025	0.00	0.00	0.00	16,250.00	16,250.00		None	None	None	None
US Bank National 2.8 1/27/2025-24	90331HMS9-1	External Stifel 4193 (WB 0356) CC-115	0.000	1/27/2025	1/27/2025	0.00	0.00	0.00	42,000.00	42,000.00		None	None	None	None
US Bank National 2.8 1/27/2025-24	90331HMS9-2	Will County Fifth Third 3749 (1963) CC-115	0.000	1/27/2025	1/27/2025	0.00	0.00	0.00	28,000.00	28,000.00		None	None	None	None
Wells Fargo 4.5 7/28/2025-24	9500TDC40	Will County Fifth Third 1858 (5801) TC-C 713	0.000	1/28/2025	7/28/2025	0.00	0.00	0.00	67,500.00	67,500.00		None	None	None	None
Wells Fargo 4.3 7/22/2027	94974BGL8	Will County Fifth Third 1858 (5801) TC-C 713	0.000	1/22/2025	7/22/2027	0.00	0.00	0.00	21,500.00	21,500.00		None	None	None	None
Sub Total / Average Interest						0.00	0.00	0.00	1,491,950.90	1,491,950.90					
Matured															
Bank of America Corp 4 1/22/2025	06051GF66	Will County Fifth Third 3749 (1963) CC-115	0.000	1/22/2025	1/22/2025	3,000,000.00	3,000,000.00	0.00	0.00	3,000,000.00		115 Corporate Class C	Internal Fifth Third Securities	Fifth Third Securities 3749 (1963)	
Goldman Sachs Group Inc 3.5 1/23/2025	3814BLAC0	Will County Fifth Third 3749 (1963) CC-115	0.000	1/23/2025	1/23/2025	1,000,000.00	1,000,000.00	0.00	0.00	1,000,000.00		115 Corporate Class C	Internal Fifth Third Securities	Fifth Third Securities 3749 (1963)	
JPMorgan 3.125 1/23/2025-24	46625HKC3	External UBS 2916 CC-115	0.000	1/23/2025	1/23/2025	850,000.00	850,000.00	0.00	0.00	850,000.00		115 Corporate Class C	External Manager UBS	External UBS 2916	
Old Second Bank 4.5 1/22/2025	CD7101	Will County Investments TC-C 713	0.000	1/22/2025	1/22/2025	11,219.18	11,219.18	0.00	0.00	11,219.18		None	None	None	None

Description	CUSIP/Ticker	Portfolio Name	YTM	Settlement Date	Maturity Date	Face Amount/Shares	Principal	Price	Interest/Dividends	Total	Transaction ID	Manager	Main Fund	Broker/Dealer	Custodian
			@ Cost												
RIU Second Bank4.5 1/22/2025	CD7101	Will County Investments TC-C 713	0.000	1/22/2025	1/22/2025	11,469.72	11,469.72	0	0.00	11,469.72		None	None	None	None
RIU Second Bank4.5 1/22/2025	CD7101	Will County Investments TC-C 713	0.000	1/22/2025	1/22/2025	11,599.81	11,599.81	0	0.00	11,599.81		None	None	None	None
RIU Second Bank4.5 1/22/2025	CD7101	Will County Investments TC-C 713	0.000	1/22/2025	1/22/2025	11,603.87	11,603.87	0	0.00	11,603.87		None	None	None	None
RIU Second Bank4.5 1/22/2025	CD7101	Will County Investments TC-C 713	0.000	1/22/2025	1/22/2025	1,000,000.00	1,000,000.00	0	0.00	1,000,000.00		713 Treasurer Class C	Internal Local CD Investments	None	None
Republic Bank4.889 1/22/2025	CD8034B	Will County Investments CC-C 115	0.000	1/22/2025	1/22/2025	3,706.09	3,706.09	0	0.00	3,706.09		None	None	None	None
Republic Bank4.889 1/22/2025	CD8034B	Will County Investments CC-C 115	0.000	1/22/2025	1/22/2025	12,471.46	12,471.46	0	0.00	12,471.46		None	None	None	None
Republic Bank4.889 1/22/2025	CD8034B	Will County Investments CC-C 115	0.000	1/22/2025	1/22/2025	12,573.57	12,573.57	0	0.00	12,573.57		None	None	None	None
Republic Bank4.889 1/22/2025	CD8034B	Will County Investments CC-C 115	0.000	1/22/2025	1/22/2025	12,780.82	12,780.82	0	0.00	12,780.82		None	None	None	None
Republic Bank4.889 1/22/2025	CD8034B	Will County Investments CC-C 115	0.000	1/22/2025	1/22/2025	12,833.89	12,833.89	0	0.00	12,833.89		None	None	None	None
Republic Bank4.889 1/22/2025	CD8034B	Will County Investments CC-C 115	0.000	1/22/2025	1/22/2025	12,938.97	12,938.97	0	0.00	12,938.97		None	None	None	None
Republic Bank4.889 1/22/2025	CD8034B	Will County Investments CC-C 115	0.000	1/22/2025	1/22/2025	13,044.90	13,044.90	0	0.00	13,044.90		None	None	None	None
Republic Bank4.889 1/22/2025	CD8034B	Will County Investments CC-C 115	0.000	1/22/2025	1/22/2025	3,074,302.50	3,074,302.50	0	0.00	3,074,302.50		115 Corporate Class C	Internal Local CD Investments	None	None
Republic Bank4.889 1/22/2025	CD8034B	Will County Investments TC-C 713	0.000	1/22/2025	1/22/2025	1,235.36	1,235.36	0	0.00	1,235.36		None	None	None	None
Republic Bank4.889 1/22/2025	CD8034B	Will County Investments TC-C 713	0.000	1/22/2025	1/22/2025	4,157.15	4,157.15	0	0.00	4,157.15		None	None	None	None
Republic Bank4.889 1/22/2025	CD8034B	Will County Investments TC-C 713	0.000	1/22/2025	1/22/2025	4,191.19	4,191.19	0	0.00	4,191.19		None	None	None	None
Republic Bank4.889 1/22/2025	CD8034B	Will County Investments TC-C 713	0.000	1/22/2025	1/22/2025	4,260.28	4,260.28	0	0.00	4,260.28		None	None	None	None
Republic Bank4.889 1/22/2025	CD8034B	Will County Investments TC-C 713	0.000	1/22/2025	1/22/2025	4,277.96	4,277.96	0	0.00	4,277.96		None	None	None	None
Republic Bank4.889 1/22/2025	CD8034B	Will County Investments TC-C 713	0.000	1/22/2025	1/22/2025	4,312.99	4,312.99	0	0.00	4,312.99		None	None	None	None
Republic Bank4.889 1/22/2025	CD8034B	Will County Investments TC-C 713	0.000	1/22/2025	1/22/2025	4,348.30	4,348.30	0	0.00	4,348.30		None	None	None	None
Republic Bank4.889 1/22/2025	CD8034B	Will County Investments TC-C 713	0.000	1/22/2025	1/22/2025	1,024,767.50	1,024,767.50	0	0.00	1,024,767.50		713 Treasurer Class C	Internal Local CD Investments	None	None
Republic Bank4.889 1/22/2025	CD8034B	Will County Investments TC-C 713	0.000	1/22/2025	1/22/2025	7,217,000.00	7,217,000.00	0	0.00	7,217,000.00		115 Corporate Class C	Internal JP Morgan Securities	JP Morgan Securities	JP Morgan Securities0484
T-Bill 0 1/23/2025	9127974R9	Will County JP Morgan CC-115	0.000	1/23/2025	1/23/2025	7,217,000.00	7,217,000.00	0	0.00	7,217,000.00		115 Corporate Class C	Internal JP Morgan Securities	JP Morgan Securities	JP Morgan Securities0484
T-Note 1.125 1/15/2025	91282CDS7- 491Z	Will County JP Morgan TC-C 713	0.000	1/15/2025	1/15/2025	3,000,000.00	3,000,000.00	0	0.00	3,000,000.00		713 Treasurer Class C	Internal JP Morgan Securities	JP Morgan Securities	JP Morgan Securities 4912
T-Note 1.125 1/15/2025	91282CDS7- 1963	Will County Fifth Third 3749 (1963)	0.000	1/15/2025	1/15/2025	3,500,000.00	3,500,000.00	0	0.00	3,500,000.00		115 Corporate	Internal Fifth Third Securities	Fifth Third Securities	Fifth Third Securities 3749

Description	CUSIP/Ticker	Portfolio Name	YTM @ Cost	Settlement Date	Maturity Date	Face Amount/Shares	Principal	Price	Interest/Dividends	Total	Transaction ID	Manager	Main Fund	Broker/Dealer	Custodian
T-Note 1.375 1/31/2025	912828Z52	Will County Fifth Third 3749 (1963) CC-115	0.000	1/31/2025	1/31/2025	5,000,000.00	5,000,000.00	0	0.00	5,000,000.00		Class C	Internal Fifth Third Securities	Fifth Third Securities	(1963)
Toyota Motor Credit 1.45 1/13/2025-24	89236TJT3	Will County Fifth Third 3749 (1963) CC-115	0.000	1/13/2025	1/13/2025	3,500,000.00	3,500,000.00	0	0.00	3,500,000.00		115 Corporate Class C	Internal Fifth Third Securities	Fifth Third Securities	(1963)
Toyota Motor Credit 4.8 1/10/2025	89236TKN4	External Stifel 4193 (WB 0356) CC-115	0.000	1/10/2025	1/10/2025	3,000,000.00	3,000,000.00	0	0.00	3,000,000.00		115 Corporate Class C	External Manager Stifel	Stifel	External Stifel 4193 (WB 0356)
Union Pacific Corp 3.25 1/15/2025-24	907818DY1	Will County Fifth Third 1858 (5801) TC-C 713	0.000	1/15/2025	1/15/2025	1,000,000.00	1,000,000.00	0	0.00	1,000,000.00		713 Treasurer Class C	Internal Fifth Third Securities	Fifth Third Securities	(5801)
US Bank National 2.8 1/27/2025-24	90331HMS9-1	External Stifel 4193 (WB 0356) CC-115	0.000	1/27/2025	1/27/2025	3,000,000.00	3,000,000.00	0	0.00	3,000,000.00		115 Corporate Class C	External Manager Stifel	Stifel	External Stifel 4193 (WB 0356)
US Bank National 2.8 1/27/2025-24	90331HMS9-2	Will County Fifth Third 3749 (1963) CC-115	0.000	1/27/2025	1/27/2025	2,000,000.00	2,000,000.00	0	0.00	2,000,000.00		115 Corporate Class C	Internal Fifth Third Securities	Fifth Third Securities	(1963)
Sub Total / Average Maturity			41,319,095.51			41,319,095.51	41,319,095.51	0.00	0.00	41,319,095.51					
Principal Pay Down															
FHLMC MBS 1.5 2/1/2036	3132D56Z0	External Stifel 8500 (WB 6011) TC-C 713	0.000	1/21/2025	2/1/2036	12,790.56	12,790.56	0	0.00	12,790.56		None	None	None	None
FHLMC MBS 1.682 1/1/2052	31286QV80	External Stifel 8500 (WB 6011) TC-C 713	0.000	1/15/2025	1/1/2052	23,994.71	23,994.71	0	0.00	23,994.71		None	None	None	None
FHLMC MBS 1.75 5/15/2041	3137AXR88	External Stifel 8500 (WB 6011) TC-C 713	0.000	1/15/2025	5/15/2041	1,711.00	1,711.00	0	0.00	1,711.00		None	None	None	None
FHLMC MBS 1.75 5/15/2041	3137AXR88	External Stifel 4193 (WB 0356) CC-115	0.000	1/15/2025	5/15/2041	983.83	983.83	0	0.00	983.83		115 Corporate Class C	External Manager Stifel	Stonex Financial	External Stifel 4193 (WB 0356)
FHLMC MBS 3 10/15/2045	3137F3TU8	External Stifel 8500 (WB 6011) TC-C 713	0.000	1/15/2025	10/15/2045	11,604.67	11,604.67	0	0.00	11,604.67		None	None	None	None
FHLMC MBS 3 10/15/2045	3137F3TU8	External Stifel 4193 (WB 0356) CC-115	0.000	1/15/2025	10/15/2045	2,832.99	2,832.99	0	0.00	2,832.99		115 Corporate Class C	External Manager Stifel	Morgan Stanley & Company	External Stifel 4193 (WB 0356)
FHLMC MBS 3 2/15/2034	3137BGB40	External Stifel 8500 (WB 6011) TC-C 713	0.000	1/15/2025	2/15/2034	15,329.70	15,329.70	0	0.00	15,329.70		None	None	None	None
FHLMC MBS 3.5 1/1/2047	3132XUKF1	External Stifel 8500 (WB 6011) TC-C 713	0.000	1/15/2025	11/1/2047	3,713.27	3,713.27	0	0.00	3,713.27		None	None	None	None
FHLMC MBS 3.5 3/15/2026	3137A7YC8	External Stifel 4193 (WB 0356) CC-115	0.000	1/15/2025	3/15/2026	1,210.54	1,210.54	0	0.00	1,210.54		115 Corporate Class C	External Manager Stifel	Stonex Financial	External Stifel 4193 (WB 0356)
FHLMC MBS 3.8 9/1/2029	3132XGQK5	External Stifel 8500 (WB 6011) TC-C 713	0.000	1/21/2025	9/1/2029	1,220.10	1,220.10	0	0.00	1,220.10		None	None	None	None
FHLMC MBS 5.706 10/25/2054	3137HFX34	External Stifel 8500 (WB 6011) TC-C 713	0.000	1/21/2025	10/25/2054	17,868.90	17,868.90	0	0.00	17,868.90		None	None	None	None
FHLMC MBS 6 1/1/2028	3132J4Q77	External Stifel 8500 (WB 6011) TC-C 713	0.000	1/15/2025	1/1/2028	17,021.48	17,021.48	0	0.00	17,021.48		None	None	None	None
FHLMC MBS 6.5 11/1/2053	3133N3ZG2	External Stifel 8500 (WB 6011) TC-C 713	0.000	1/21/2025	11/1/2053	9,732.68	9,732.68	0	0.00	9,732.68		None	None	None	None
FHLMC MBS Var. 10/1/2054	3142BA5W8	External Stifel 8500 (WB 6011) TC-C 713	0.000	1/15/2025	10/1/2054	1,605.68	1,605.68	0	0.00	1,605.68		None	None	None	None
FHLMC MBS Var. 5/1/2052	3142BNH93	External Stifel 8500 (WB 6011) TC-C 713	0.000	1/15/2025	5/1/2052	3,213.48	3,213.48	0	0.00	3,213.48		None	None	None	None

Description	CUSIP/Ticker	Portfolio Name	YTM @ Cost	Settlement Date	Maturity Date	Face Amount/Shares	Principal	Price	Interest/Dividends	Total	Transaction ID	Manager	Main Fund	Broker/Dealer	Custodian
FHLMC MBS Var. FHLMC 6/1/2053	31288QXD7	TC-C 713 External Stifel 8500 (WB 6011) TC-C 713	0.000	1/15/2025	6/1/2053	35,028.74	35,028.74	0	0.00	35,028.74		None	None	None	None
FHLMC MBS Var. FHLMC 6/25/2030	3137FVNB4	TC-C 713 External Stifel 8500 (WB 6011) TC-C 713	0.000	1/21/2025	6/25/2030	432.48	432.48	0	0.00	432.48		None	None	None	None
FNMA MBS 1.5 6/25/2027	3136A6A20	TC-C 115 External Stifel 4193 (WB 0356) CC-115	0.000	1/21/2025	6/25/2027	2,735.60	2,735.60	0	0.00	2,735.60		115 Corporate Class C	External Stifel	Stonex Financial	External Stifel 4193 (WB 0356)
FNMA MBS 1.5 6/25/2040	3136BAFH2	TC-C 713 External Stifel 8500 (WB 6011) TC-C 713	0.000	1/21/2025	6/25/2040	3,779.93	3,779.93	0	0.00	3,779.93		None	None	None	None
FNMA MBS 1.557 11/1/2051	3140QMN83	TC-C 713 External Stifel 8500 (WB 6011) TC-C 713	0.000	1/21/2025	11/1/2051	42,777.04	42,777.04	0	0.00	42,777.04		None	None	None	None
FNMA MBS 2 10/25/2041	3136A9KS6	CC-115 External Stifel 4193 (WB 0356) CC-115	0.000	1/21/2025	10/25/2041	2,723.87	2,723.87	0	0.00	2,723.87		115 Corporate Class C	External Stifel	Stonex Financial	External Stifel 4193 (WB 0356)
FNMA MBS 2.25 6/25/2044	3136AMHV4	TC-C 713 External Stifel 8500 (WB 6011) TC-C 713	0.000	1/21/2025	6/25/2044	3,320.65	3,320.65	0	0.00	3,320.65		None	None	None	None
FNMA MBS 2.5 2/1/2035	3140XJJ79	TC-C 713 External Stifel 8500 (WB 6011) TC-C 713	0.000	1/21/2025	2/1/2035	30,518.45	30,518.45	0	0.00	30,518.45		None	None	None	None
FNMA MBS 3 1/1/2036	3140XKQ52	TC-C 713 External Stifel 8500 (WB 6011) TC-C 713	0.000	1/21/2025	1/1/2036	31,578.27	31,578.27	0	0.00	31,578.27		None	None	None	None
FNMA MBS 3 12/1/2033	3140JGME2	TC-C 713 External Stifel 8500 (WB 6011) TC-C 713	0.000	1/21/2025	12/1/2033	7,260.09	7,260.09	0	0.00	7,260.09		None	None	None	None
FNMA MBS 3.01 2/1/2027	3138LHG57	TC-C 713 External Stifel 8500 (WB 6011) TC-C 713	0.000	1/21/2025	2/1/2027	2,844.10	2,844.10	0	0.00	2,844.10		None	None	None	None
FNMA MBS 3.5 12/1/2029	3138ENZ36	TC-C 713 External Stifel 8500 (WB 6011) TC-C 713	0.000	1/21/2025	12/1/2029	22,358.19	22,358.19	0	0.00	22,358.19		None	None	None	None
FNMA MBS 3.75 12/25/2046	3136BNDR4	TC-C 713 External Stifel 8500 (WB 6011) TC-C 713	0.000	1/21/2025	12/25/2046	29,699.01	29,699.01	0	0.00	29,699.01		None	None	None	None
FNMA MBS 3.846 1/1/2053	3140N6FC1	TC-C 713 External Stifel 8500 (WB 6011) TC-C 713	0.000	1/21/2025	1/1/2053	4,026.06	4,026.06	0	0.00	4,026.06		None	None	None	None
FNMA MBS 4 10/25/2033	3136BNS64	TC-C 713 External Stifel 8500 (WB 6011) TC-C 713	0.000	1/21/2025	10/25/2033	12,166.58	12,166.58	0	0.00	12,166.58		None	None	None	None
FNMA MBS 4 6/1/2043	3140XMRB4	TC-C 713 External Stifel 8500 (WB 6011) TC-C 713	0.000	1/21/2025	6/1/2043	12,937.60	12,937.60	0	0.00	12,937.60		None	None	None	None
FNMA MBS 4.5 6/1/2043	3140XMBM7	TC-C 713 External Stifel 8500 (WB 6011) TC-C 713	0.000	1/21/2025	6/1/2043	16,624.82	16,624.82	0	0.00	16,624.82		None	None	None	None
FNMA MBS 5.249 3/1/2053	3140JB5T9	TC-C 713 External Stifel 8500 (WB 6011) TC-C 713	0.000	1/21/2025	3/1/2053	49,884.50	49,884.50	0	0.00	49,884.50		None	None	None	None
FNMA MBS 6 11/1/2043	3140XMU46	TC-C 713 External Stifel 8500 (WB 6011) TC-C 713	0.000	1/21/2025	11/1/2043	33,522.18	33,522.18	0	0.00	33,522.18		None	None	None	None
FNMA MBS 6.006 9/25/2053	3136BQY45	TC-C 713 External Stifel 8500 (WB 6011) TC-C 713	0.000	1/21/2025	9/25/2053	23,787.00	23,787.00	0	0.00	23,787.00		None	None	None	None
FNMA MBS Var. FNMA 2/25/2027	3136AVKR9	TC-C 713 External Stifel 8500 (WB 6011) TC-C 713	0.000	1/21/2025	2/25/2027	1,360.69	1,360.69	0	0.00	1,360.69		None	None	None	None
FNMA MBS Var. FNMA 4/25/2048	3136B1VC5	TC-C 713 External Stifel 8500 (WB 6011) TC-C 713	0.000	1/21/2025	4/25/2048	4,152.37	4,152.37	0	0.00	4,152.37		None	None	None	None

Description	CUSIP/Ticker	Portfolio Name	YTM @ Cost	Settlement Date	Maturity Date	Face Amount/Shares	Principal	Price	Interest/Dividends	Total	Transaction ID	Manager	Main Fund	Broker/Dealer	Custodian
FNMA MBS Var. FNMA 7/1/2053	3140JCBL7	External Sifted 8500 (WB 6011) TC-C-713	0.000	1/21/2025	7/1/2053	3,372.68	3,372.68	0	0.00	3,372.68		None	None	None	None
FNMA MBS Var. FNMA 7/25/2049	3136B45N4	External Sifted 8500 (WB 6011) TC-C-713	0.000	1/21/2025	7/25/2049	24,439.58	24,439.58	0	0.00	24,439.58		None	None	None	None
FNMA MBS Var. FNMA 9/25/2061	3136BGXY2	External Sifted 4193 (WB 0356) CC-115	0.000	1/27/2025	9/25/2061	2,279.45	2,279.45	0	0.00	2,279.45		115 Corporate Class C	External Sifted Manager Sifted	Brann Capital LLC	External Sifted 4193 (WB 0356)
FNMA MBS Var. FNMA 9/25/2061	3136BGXY2	External Sifted 8500 (WB 6011) TC-C-713	0.000	1/21/2025	9/25/2061	9,314.77	9,314.77	0	0.00	9,314.77		None	None	None	None
FRESB MBS Var. Corp 2/25/2039	30298BAE3	External Sifted 4193 (WB 0356) CC-115	0.000	1/21/2025	2/25/2039	339.12	339.12	0	0.00	339.12		115 Corporate Class C	External Sifted Manager Sifted	Bank of America Securities	External Sifted 4193 (WB 0356)
FRESB MBS Var. Corp 3/25/2037	30295YAB2	External Sifted 4193 (WB 0356) CC-115	0.000	1/21/2025	3/25/2037	138.81	138.81	0	0.00	138.81		115 Corporate Class C	External Sifted Manager Sifted	Wells Fargo Securities	External Sifted 4193 (WB 0356)
FRESB MBS Var. Corp 5/25/2039	30298LAB7	External Sifted 4193 (WB 0356) CC-115	0.000	1/27/2025	5/25/2039	1,193.51	1,193.51	0	0.00	1,193.51		115 Corporate Class C	External Sifted Manager Sifted	Credit Suisse Securities	External Sifted 4193 (WB 0356)
FRESB MBS Var. Corp 7/25/2038	30297PAF0	External Sifted 4193 (WB 0356) CC-115	0.000	1/21/2025	7/25/2038	148.88	148.88	0	0.00	148.88		115 Corporate Class C	External Sifted Manager Sifted	Bank of America Securities	External Sifted 4193 (WB 0356)
FRESB MBS Var. Corp 8/25/2039	30298WAE7	External Sifted 4193 (WB 0356) CC-115	0.000	1/21/2025	8/25/2039	12,013.22	12,013.22	0	0.00	12,013.22		115 Corporate Class C	External Sifted Manager Sifted	None	External Sifted 4193 (WB 0356)
GNMA MBS 1 1/20/2050	38393AUP7	External Sifted 8500 (WB 6011) TC-C-713	0.000	1/21/2025	1/20/2050	7,490.14	7,490.14	0	0.00	7,490.14		None	None	None	None
GNMA MBS 1.25 9/16/2027	38378HXH4	External Sifted 4193 (WB 0356) CC-115	0.000	1/15/2025	9/16/2027	2,677.66	2,677.66	0	0.00	2,677.66		115 Corporate Class C	External Sifted Manager Sifted	Morgan Stanley & Company	External Sifted 4193 (WB 0356)
GNMA MBS 2 8/20/2025	38375GGA7	External Sifted 4193 (WB 0356) CC-115	0.000	1/15/2025	8/20/2025	1,973.85	1,973.85	0	0.00	1,973.85		115 Corporate Class C	External Sifted Manager Sifted	Morgan Stanley & Company	External Sifted 4193 (WB 0356)
GNMA MBS 2.4 9/16/2050	38379UAF0	External Sifted 8500 (WB 6011) TC-C-713	0.000	1/15/2025	9/16/2050	685.44	685.44	0	0.00	685.44		None	None	None	None
GNMA MBS 2.85 8/16/2054	38378XUC3	External Sifted 4193 (WB 0356) CC-115	0.000	1/15/2025	8/16/2054	583.50	583.50	0	0.00	583.50		115 Corporate Class C	External Sifted Manager Sifted	Citigroup Global Markets Inc	External Sifted 4193 (WB 0356)
GNMA MBS 3 4/20/2050	3622ABT28	External Sifted 8500 (WB 6011) TC-C-713	0.000	1/21/2025	4/20/2050	69,242.79	69,242.79	0	0.00	69,242.79		None	None	None	None
GNMA MBS 4.5 2/20/2048	38393LLS7	External Sifted 8500 (WB 6011) TC-C-713	0.000	1/21/2025	2/20/2048	52,198.42	52,198.42	0	0.00	52,198.42		None	None	None	None
GNMA MBS 5 1/20/2052	38383WWD4	External Sifted 8500 (WB 6011) TC-C-713	0.000	1/21/2025	1/20/2052	32,841.34	32,841.34	0	0.00	32,841.34		None	None	None	None
GNMA MBS 5 1/20/2054	38394MBR7	External Sifted 8500 (WB 6011) TC-C-713	0.000	1/21/2025	1/20/2054	9,770.32	9,770.32	0	0.00	9,770.32		None	None	None	None
GNMA MBS 5 10/20/2051	38394JQG2	External Sifted 8500 (WB 6011) TC-C-713	0.000	1/21/2025	10/20/2051	148,098.62	148,098.62	0	0.00	148,098.62		None	None	None	None
GNMA MBS 5 4/20/2053	36179XX50	External Sifted 8500 (WB 6011) TC-C-713	0.000	1/15/2025	4/20/2053	13,404.95	13,404.95	0	0.00	13,404.95		None	None	None	None
GNMA MBS 5.5 3/20/2048	38394AR21	External Sifted 8500 (WB 6011) TC-C-713	0.000	1/21/2025	3/20/2048	1,886.65	1,886.65	0	0.00	1,886.65		None	None	None	None
GNMA MBS Var. GNMA 11/20/2054	3618N5BE8	External Sifted 8500 (WB 6011) TC-C-713	0.000	1/21/2025	11/20/2054	1,877.45	1,877.45	0	0.00	1,877.45		None	None	None	None
GNMA MBS Var. GNMA 12/16/2047	38378NSQ2	External Sifted 8500 (WB 6011)	0.000	1/15/2025	12/16/2047	911.21	911.21	0	0.00	911.21		None	None	None	None

Description	CUSIP/Ticker	Portfolio Name	YTM @ Cost	Settlement Date	Maturity Date	Face Amount/Shares	Principal	Price	Interest/Dividends	Total	Transaction ID	Manager	Main Fund	Broker/Dealer	Custodian
		TC-C 713													
GNMA MBS Var. GNMA 12/16/2047	38378N5Q2	External Stifel 4193 (WB 0356) CC-115	0.000	1/15/2025	12/16/2047	524.18	524.18	0	0.00	524.18		115 Corporate Class C	External Manager Stifel	Brean Capital LLC	External Stifel 4193 (WB 0356)
GNMA MBS Var. GNMA 2/20/2041	38379WM74	External Stifel 4193 (WB 0356) CC-115	0.000	1/21/2025	2/20/2041	3,762.42	3,762.42	0	0.00	3,762.42		115 Corporate Class C	External Manager Stifel	Brean Capital LLC	External Stifel 4193 (WB 0356)
GNMA MBS Var. GNMA 2/20/2053	3622ACFD7	External Stifel 8500 (WB 6011) TC-C 713	0.000	1/21/2025	2/20/2053	1,637.50	1,637.50	0	0.00	1,637.50		None	None	None	None
GNMA MBS Var. GNMA 4/20/2054	38384MLA3	External Stifel 8500 (WB 6011) TC-C 713	0.000	1/21/2025	4/20/2054	9,539.08	9,539.08	0	0.00	9,539.08		None	None	None	None
GNMA MBS Var. GNMA 6/20/2053	3622ACNG1	External Stifel 8500 (WB 6011) TC-C 713	0.000	1/21/2025	6/20/2053	103,993.44	103,993.44	0	0.00	103,993.44		None	None	None	None
Sub Total / Average Principal Pay Down						1,014,690.79	1,014,690.79		0.00	1,014,690.79					
Withdraw															
ARPA Old National Bank MM	MM6279	ARPA Funds Money Market Accounts	0.000	1/31/2025	N/A	1,743,698.18	1,743,698.18	0	0.00	1,743,698.18		None	None	None	None
Commerce Bank MM	MM1905	Will County MM, LGIP, Cash CC-C 115	0.000	1/31/2025	N/A	5.00	5.00	0	0.00	5.00		None	None	None	None
Commerce Trust Pending Trades Cash	CASH8018	External Commerce Trust 8018TC-C 713	0.000	1/1/2025	N/A	1,361,074.40	1,361,074.40	0	0.00	1,361,074.40		None	None	None	None
Commerce Trust MM	MM8018	External Commerce Trust 8018TC-C 713	0.000	1/31/2025	N/A	2,957.99	2,957.99	0	0.00	2,957.99	admin recurring fee	None	None	None	None
Commerce Trust MM	MM8018	External Commerce Trust 8018TC-C 713	0.000	1/31/2025	N/A	94,889.85	94,889.85	0	0.00	94,889.85	interest purchased	None	None	None	None
Commerce Trust MM	MM8018	External Commerce Trust 8018TC-C 713	0.000	1/31/2025	N/A	12,203,716.59	12,203,716.59	0	0.00	12,203,716.59	purchases	None	None	None	None
Commerce Trust MM	MM8018	External Commerce Trust 8018TC-C 713	0.000	1/14/2025	N/A	2,957.99	2,957.99	0	0.00	2,957.99	fee prorated december	None	None	None	None
Fifth Third Securities MM	MM3749	Will County Fifth Third 3749 (1963) CC-115	0.000	1/31/2025	N/A	18,184,937.50	18,184,937.50	0	0.00	18,184,937.50	wire tr out 0542	None	None	None	None
Fifth Third Securities MM	MM1858	Will County Fifth Third 1858 (5801) TC-C 713	0.000	1/31/2025	N/A	2,227,035.00	2,227,035.00	0	0.00	2,227,035.00	wire tr out 3169	None	None	None	None
JPMorganCash	CASH4912	Will County JPMorgan 4912 TC-C 713	0.000	1/31/2025	N/A	4,331.77	4,331.77	0	0.00	4,331.77	purchased interest	None	None	None	None
JPMorganCash	CASH4912	Will County JPMorgan 4912 TC-C 713	0.000	1/31/2025	N/A	3,033,750.00	3,033,750.00	0	0.00	3,033,750.00	wire tr out 3169	None	None	None	None
JPMorganCash	CASH4912	Will County JPMorgan 4912 TC-C 713	0.000	1/31/2025	N/A	4,964,673.43	4,964,673.43	0	0.00	4,964,673.43	purchase principal	None	None	None	None
JPMorgan Securities Cash	CASH0484	Will County JPMorgan 0484 CC-115	0.000	1/31/2025	N/A	7,217,000.00	7,217,000.00	0	0.00	7,217,000.00	wire tr out 0542	None	None	None	None
Old National WM MM	MM6142	External Old National 6142 (FMV 0334) TC-C 713	0.000	1/31/2025	N/A	1,008.38	1,008.38	0	0.00	1,008.38	monthly fee	None	None	None	None
Stifel ARPA MM	MM7658	External Stifel 7658 (WB 0349) ARPA	0.000	1/31/2025	N/A	2,990,412.42	2,990,412.42	0	0.00	2,990,412.42	net activity	None	None	None	None

Description	CUSIP/Ticker	Portfolio Name	YTM @ Cost	Settlement Date	Maturity Date	Face Amount/Shares	Principal	Price	Interest/Dividends	Total	Transaction ID	Manager	Main Fund	Broker/Dealer	Custodian
Stifel Corporate Class C MM	MM4193	External Stifel 4193 (WB 0356) CC-115	0.000	1/31/2025	N/A	153,937.70	153,937.70	0	0.00	153,937.70	interest purchased	None	None	None	None
Stifel Corporate Class C MM	MM4193	External Stifel 4193 (WB 0356) CC-115	0.000	1/31/2025	N/A	7,484,453.55	7,484,453.55	0	0.00	7,484,453.55	purchase	None	None	None	None
Stifel Treasurer Class C MM	MM8500	External Stifel 8500 (WB 6011) TC-C 713	0.000	1/31/2025	N/A	746.91	746.91	0	0.00	746.91	purchased interest	None	None	None	None
Stifel Treasurer Class C MM	MM8500	External Stifel 8500 (WB 6011) TC-C 713	0.000	1/31/2025	N/A	1,791,859.82	1,791,859.82	0	0.00	1,791,859.82	purchases	None	None	None	None
UBS Financial MM	MM2916	External UBS 2916 CC-115	0.000	1/31/2025	N/A	10,761.53	10,761.53	0	0.00	10,761.53	quarterly fee	None	None	None	None
UBS Financial MM	MM2916	External UBS 2916 CC-115	0.000	1/31/2025	N/A	917,802.61	917,802.61	0	0.00	917,802.61	purchase	None	None	None	None
Sub Total / Average Withdraw						64,392,010.62	64,392,010.62		0.00	64,392,010.62					

2025-03-10 GENERAL LEDGER SUMMARY REPORT FOR 2025, SELECTED PERIOD 03 ACCOUNTS FROM: 286001052 TO: 286001052 PAGE 1 WGL101R
 G/L ACCOUNT BATCH/DESC/REF CASH RECEIPTS TRANSFER IN TRANSFER OUT DISBURSEMENTS BALANCE
 286001052 MOBILE HOME OLD NATIONAL BANK

 ----- PERIOD 3 END 48,267.21 0.00 7,295.98- BEGIN BALANCE: 14,720.27
 ----- 115.83- 55,575.67

2025-03-10 GENERAL LEDGER SUMMARY REPORT FOR 2025, SELECTED PERIOD 03 ACCOUNTS FROM: 286001052 TO: 286001052		PAGE	2	WGL101R		
G/L ACCOUNT	BATCH/DESC/REF	CASH RECEIPTS	TRANSFER IN	TRANSFER OUT	DISBURSEMENTS	BALANCE
REPORT TOTAL		48,267.21	0.00	7,295.98-	115.83-	
REPORT TOTAL BEG BALANCE		14,720.27		REPORT TOTAL END BALANCE	55,575.67	

2025-03-10 GENERAL LEDGER SUMMARY REPORT FOR 2025, SELECTED PERIOD 03 ACCOUNTS FROM: 283001052 TO: 283001052 PAGE 1 WGL101R
 G/L ACCOUNT BATCH/DESC/REF CASH RECEIPTS TRANSFER IN TRANSFER OUT DISBURSEMENTS BALANCE
 283001052 BACK TAX OLD NATIONAL BANK

-----					BEGIN BALANCE:	
-----	PERIOD 3 END	109,112.81	0.00	0.00	31,422.75-	1,955,065.76 2,032,755.82

2025-03-10 GENERAL LEDGER SUMMARY REPORT FOR 2025, SELECTED PERIOD 03 ACCOUNTS FROM: 283001052 TO: 283001052							PAGE	2	WGL101R
G/L ACCOUNT	BATCH/DESC/REF	CASH RECEIPTS	TRANSFER IN	TRANSFER OUT	DISBURSEMENTS			BALANCE	
REPORT TOTAL		109,112.81	0.00	0.00	31,422.75-				
REPORT TOTAL BEG BALANCE		1,955,065.76		REPORT TOTAL END BALANCE		2,032,755.82			

----- BEGIN BALANCE: 1,904,440.45-

 290001050 50 WHEATON BK

----- BEGIN BALANCE: 1,029.00

 290001051 51 REPUBLIC BANK

----- BEGIN BALANCE: 2,500.00

 290001052 C.L. OLD NATIONAL BANK

----- BEGIN BALANCE: 6,311,506.82
 ----- PERIOD 3 END 152,791.46 0.00 4,440,231.69- 55.75- 2,024,010.84

 290001053 53 MERCHANTS & MANUFACTURERS

----- BEGIN BALANCE: 0.00

 290001054 54 FIRST AMERICAN

----- BEGIN BALANCE: 1,007.78
 ----- PERIOD 3 END 0.22 0.00 0.00 0.00 1,008.00

 290001058 58 NUMARK CRED UNION

----- BEGIN BALANCE: 1,005.89
 ----- PERIOD 3 END 0.08 0.00 0.00 0.00 1,005.97

 290001060 60 FIFTH THIRD BK

----- BEGIN BALANCE: 0.00

 290001061 61 1ST BANK MANHATTAN

----- BEGIN BALANCE: 1,500.10
 ----- PERIOD 3 END 0.01 0.00 0.00 0.00 1,500.11

 290001066 66 MIDLAND STATE BANK

----- BEGIN BALANCE: 1,000.14

 290001068 68 BUSEY BANK

----- BEGIN BALANCE: 1,000.27
 ----- PERIOD 3 END 0.02 0.00 0.00 0.00 1,000.29

 290001069 69 1ST COMMUNITY BK & TR

2025-03-10 GENERAL LEDGER SUMMARY REPORT FOR 2025, SELECTED PERIOD 03 ACCOUNTS FROM: 290001029 TO: 290001160 PAGE 2 WGL101R
 G/L ACCOUNT BATCH/DESC/REF CASH RECEIPTS TRANSFER IN TRANSFER OUT DISBURSEMENTS BALANCE
 ----- PERIOD 3 END 1.53 0.00 0.00 BEGIN BALANCE: 2,011.59
 ----- 0.00 2,013.12

 290001071 71 PROVIDENCE BK

----- BEGIN BALANCE: 1,500.06

 290001073 73 COVANTAGE

----- PERIOD 3 END 0.07 0.00 0.00 BEGIN BALANCE: 1,000.80
 ----- 0.00 1,000.87

 290001076 76 HEARTLAND BANK

----- BEGIN BALANCE: 1,000.63

 290001077 77 FIRST SECURE COMMTY

----- BEGIN BALANCE: 1,000.00

 290001078 78 GRUNDY COUNTY NATL. BANK

----- PERIOD 3 END 2.94 0.00 0.00 BEGIN BALANCE: 1,035.77
 ----- 0.00 1,038.71

 290001080 80 OLD SECOND BK

----- BEGIN BALANCE: 1,000.00

 290001081 81 OLD PLANK TRAIL BK

----- BEGIN BALANCE: 1,000.00

 290001084 84 CIBC

----- BEGIN BALANCE: 0.00

 290001088 88 TOWN CENTER BK

----- BEGIN BALANCE: 1,006.17

 290001089 89 FIRST SECURE BANK & TRUST CO

----- BEGIN BALANCE: 1,000.00

 290001129 JPMORGAN CHASE

----- BEGIN BALANCE: 0.00

 290001152 52 OLD NATIONAL BANK

2025-03-10 GENERAL LEDGER SUMMARY REPORT FOR 2025, SELECTED PERIOD 03 ACCOUNTS FROM: 290001029 TO: 290001160 PAGE 3 WGL101R

G/L ACCOUNT	BATCH/DESC/REF	CASH RECEIPTS	TRANSFER IN	TRANSFER OUT	DISBURSEMENTS	BALANCE
-----					BEGIN BALANCE:	5,707.17
-----	PERIOD 3 END	13.13	0.00	0.00	0.00	5,720.30

2025-03-10 GENERAL LEDGER SUMMARY REPORT FOR 2025, SELECTED PERIOD 03 ACCOUNTS FROM: 290001029 TO: 290001160							PAGE	4	WGL101R
G/L ACCOUNT	BATCH/DESC/REF	CASH RECEIPTS	TRANSFER IN	TRANSFER OUT	DISBURSEMENTS			BALANCE	
REPORT TOTAL		152,809.46	0.00	4,440,231.69-	55.75-				
REPORT TOTAL BEG BALANCE		4,433,371.74		REPORT TOTAL END BALANCE	145,893.76				

Will County Fund Balances

January 2025

Cash Balances

Fund	MainAccount	Name	Opening balance	Debit	Credit	Closing balance
1010	101002	General Fur	13,476,298.36	25,063,987.79	32,709,358.75	5,830,927.40
1020	101002	General Fur	2,216,374.54	265,556.20	1,945,124.48	536,806.26
1030	101002	General Fur	305,424.48	2,093,848.97	2,308,016.22	91,257.23
1040	101002	General Fur	-2,658,669.18	916.80	234,964.28	-2,892,716.66
1050	101002	General Fur	585,658.58	263,512.83	661,678.30	187,493.11
2003	101002	RTA Tax Rev	728,545.89	3,620,723.95	3,265,906.50	1,083,363.34
2101	101002	Tuberculosi	220,576.51	4,949.99	101,855.76	123,670.74
2102	101002	Health Func	3,847,223.60	3,268,562.12	4,765,407.35	2,350,378.37
2106	101002	Highway Fu	871,108.78	229,452.84	1,129,599.29	-29,037.67
2109	101002	Bridge Fund	182,733.40	0.00	38,996.83	143,736.57
2110	101002	Federal Mat	73,882.61	0.00	0.00	73,882.61
2111	101002	County Owr	188,122.17	28,547.00	1,176.95	215,492.22
2112	101002	Veteran's A:	714,675.95	0.00	132,471.93	582,204.02
2202	101002	Law Library	65,706.18	37,740.00	43,852.39	59,593.79
2203	101002	Probation S	262,842.27	30,119.33	31,827.20	261,134.40
2204	101002	Child Excha	48,370.49	0.00	0.00	48,370.49
2205	101002	Foreclosure	59,760.33	7,350.00	12,900.00	54,210.33
2405	101002	Juvenile Drt	2,588.81	0.00	0.00	2,588.81
2501	101002	Sheriff's Off	59,708.62	21,064.50	15,566.00	65,207.12
2502	101002	Sheriff's We	80,075.72	63,955.00	37,166.42	106,864.30
2504	101002	Sheriff's Arr	110,827.98	1,318.00	0.00	112,145.98
2505	101002	Sheriff's Tra	78,885.68	668.50	0.00	79,554.18
7360	101002	Federal, Ste	-731,785.34	6,486,846.37	6,486,846.37	-731,785.34
7401	101002	Other Treas	-1,153,631.64	3,517,746.96	3,517,746.96	-1,153,631.64
7410	101002	Other Treas	34,879.61	0.00	0.00	34,879.61
7411	101002	Other Treas	186,377.86	56,441.81	80,817.39	162,002.28
7412	101002	Other Treas	-100,839.72	57,617.62	57,753.98	-100,976.08
7450	101002	Other Treas	2,802,686.33	4,331,179.98	2,682,841.76	4,451,024.55
7451	101002	Other Treas	-1,838.85	247,130.24	158,721.12	86,570.27
7504	101002	Other Treas	51,885.84	50,650.90	51,885.84	50,650.90
7505	101002	Other Treas	88,443.80	0.00	2,000.00	86,443.80
7506	101002	Other Treas	18,823.00	16,020.00	12,468.00	22,375.00
7507	101002	Other Treas	67,000.00	0.00	0.00	67,000.00
7509	101002	Other Treas	33,230.71	0.00	0.00	33,230.71
7511	101002	Other Treas	2,946.00	0.00	0.00	2,946.00
7512	101002	Other Treas	4.36	0.00	0.00	4.36
7682	101002	County Cler	5,963.00	1,300.00	1,335.00	5,928.00
7691	101002	Sunny Hill	97,200.00	0.00	0.00	97,200.00
9510	101002	Corporate C	715,767.58	64,107,747.25	64,823,503.40	11.43

Will County Fund Balances
January 2025

Fund	MainAccount	Name	Opening balance	Debit	Credit	Closing balance
1010	106001	General Fur	6,693,029.33	4,350,605.34	5.00	11,043,629.67
1020	106001	General Fur	1,950,000.00	0.00	0.00	1,950,000.00
1030	106001	General Fur	7,250,000.00	0.00	0.00	7,250,000.00
1050	106001	General Fur	455,000.00	0.00	250,000.00	205,000.00
2003	106001	RTA Tax Rev	18,750,000.00	250,000.00	0.00	19,000,000.00
2102	106001	Health Func	13,264.46	0.00	0.00	13,264.46
2106	106001	Highway Fu	500,000.00	0.00	0.00	500,000.00
2109	106001	Bridge Fund	250,000.00	0.00	0.00	250,000.00
2111	106001	County Owr	1,000,000.00	0.00	0.00	1,000,000.00
2203	106001	Probation S	250,000.00	0.00	0.00	250,000.00
9510	106001	Corporate C	0.00	0.00	0.00	0.00

External Investment Balances

Fund	MainAccount	Name	Opening balance	Debit	Credit	Closing balance
1010	112001	General Fur	4,970,411.92	266,184.45	2,000,000.00	3,236,596.37
1020	112001	General Fur	2,265,000.00	1,000,000.00	0.00	3,265,000.00
1030	112001	General Fur	10,200,000.00	0.00	1,500,000.00	8,700,000.00
1040	112001	General Fur	0.00	0.00	0.00	0.00
1050	112001	General Fur	0.00	0.00	0.00	0.00
2003	112001	RTA Tax Rev	8,250,000.00	2,700,000.00	0.00	10,950,000.00
2101	112001	Tuberculosi	1,487,531.44	0.00	0.00	1,487,531.44
2102	112001	Health Func	12,875,000.00	0.00	0.00	12,875,000.00
2106	112001	Highway Fu	5,000,000.00	0.00	200,000.00	4,800,000.00
2109	112001	Bridge Fund	1,190,000.00	0.00	0.00	1,190,000.00
2111	112001	County Owr	800,000.00	0.00	0.00	800,000.00
2202	112001	Law Library	1,745,000.00	0.00	0.00	1,745,000.00
2203	112001	Probation S	5,400,000.00	0.00	0.00	5,400,000.00
2204	112001	Child Excha	950,000.00	0.00	0.00	950,000.00
2205	112001	Foreclosure	400,000.00	0.00	0.00	400,000.00
2501	112001	Sheriff's Off	100,000.00	0.00	0.00	100,000.00
2502	112001	Sheriff's We	700,000.00	0.00	0.00	700,000.00
2504	112001	Sheriff's Arr	100,000.00	0.00	0.00	100,000.00
7411	112001	Other Treas	200,000.00	0.00	0.00	200,000.00
7505	112001	Other Treas	1,100,000.00	0.00	0.00	1,100,000.00
7509	112001	Other Treas	200,000.00	0.00	0.00	200,000.00
7511	112001	Other Treas	500,000.00	0.00	0.00	500,000.00
7691	112001	Sunny Hill N	100,000.00	0.00	0.00	100,000.00

Will County Fund Balances

January 2025

Internal Investment Balances

Fund	MainAccount	Name	Opening balance	Debit	Credit	Closing balance
1010	111001	General Fur	38,136,191.65	0.00	0.00	38,136,191.65
1020	111001	General Fur	0.00	0.00	0.00	0.00
2003	111001	RTA Tax Rev	11,500,000.00	0.00	0.00	11,500,000.00
2102	111001	Health Func	8,000,000.00	0.00	0.00	8,000,000.00
9510	111001	Corporate C	0.00	0.00	0.00	0.00