

FILED
2025 MAY 29 PM 2:21
WILL COUNTY CLERK
WILL COUNTY, ILLINOIS

TIM BROPHY
WILL COUNTY TREASURER
EX-OFFICIO COUNTY COLLECTOR
MONTHLY REPORT
April 30, 2025



Tim Brophy
Will County Treasurer
Monthly Report
 April 30, 2025



COMPLIANCE | This report is prepared for the Will County Board pursuant to Illinois Counties Code regarding the monthly report of investments and deposits (55 ILCS 5-3-11007). The code states that "on the twenty-eighth day of each month, the county treasurer shall publish a report disclosing the investments and deposits of county moneys as of the first day of that month." This report shall be transmitted to each member of the county board, and the report shall be a public record.

Security Sector	Face Amount/Shares	Market Value	Book Value	% of Portfolio	YTM @ Cost	Days To Maturity
Cash	51,032,659.66	51,032,659.66	51,032,659.66	10.17	4.02	1
Certificate Of Deposit	19,668,956.82	19,668,956.82	19,668,956.82	3.92	4.14	98
Corporate	111,406,719.68	109,966,171.26	110,275,226.11	21.98	4.30	728
Local Government Investment Pool	207,970.48	207,970.48	207,970.48	0.04	0.00	1
Money Market	119,701,886.18	119,701,886.18	119,701,886.18	23.86	3.94	1
Municipal	37,830,000.00	36,560,725.15	36,812,342.05	7.34	4.24	917
Mutual Fund	101,622.74	101,622.74	101,633.38	0.02	0.00	0
US Agency	115,446,716.33	111,508,120.93	112,607,553.91	22.45	4.05	5,861
US Treasury	51,908,000.00	51,196,889.54	51,271,320.39	10.22	3.93	417
Total / Average	507,304,531.89	499,945,002.76	501,679,548.98	100.00	4.08	1,590



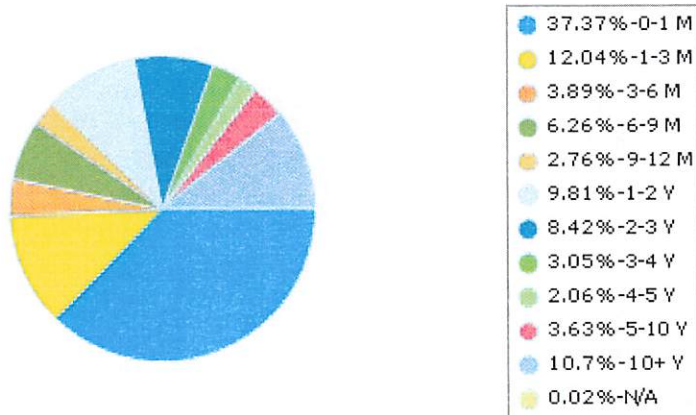
Will County Distribution by Maturity Range - Market Value All Portfolios

Begin Date: 12/31/2024, End Date: 4/30/2025

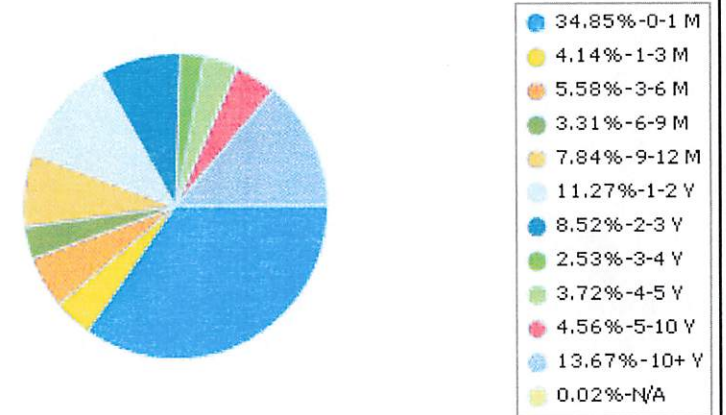
Maturity Range Allocation

Maturity Range	Market Value 12/31/2024	% of Portfolio 12/31/2024	Market Value 4/30/2025	% of Portfolio 4/30/2025
0-1 Month	197,627,080.46	37.37	174,239,727.32	34.85
1-3 Months	63,664,583.22	12.04	20,687,412.36	4.14
3-6 Months	20,559,030.57	3.89	27,886,479.81	5.58
6-9 Months	33,084,369.04	6.26	16,553,378.30	3.31
9-12 Months	14,575,036.48	2.76	39,201,852.70	7.84
1-2 Years	51,865,210.55	9.81	56,364,401.91	11.27
2-3 Years	44,521,039.94	8.42	42,586,420.21	8.52
3-4 Years	16,136,742.26	3.05	12,638,001.02	2.53
4-5 Years	10,902,334.38	2.06	18,586,256.87	3.72
5-10 Years	19,213,655.64	3.63	22,778,578.60	4.56
10+ Years	56,611,830.36	10.70	68,320,870.92	13.67
N/A	100,212.59	0.02	101,622.74	0.02
Total / Average	528,861,125.49	100.00	499,945,002.76	100.00

Portfolio Holdings as of 12/31/2024



Portfolio Holdings as of 4/30/2025





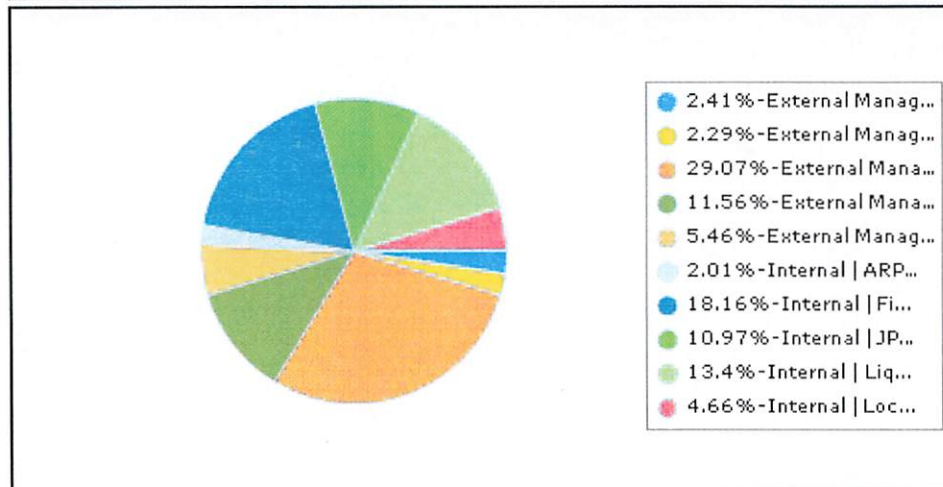
Will County Distribution by Main Fund - Market Value All Portfolios

Begin Date: 12/31/2024, End Date: 4/30/2025

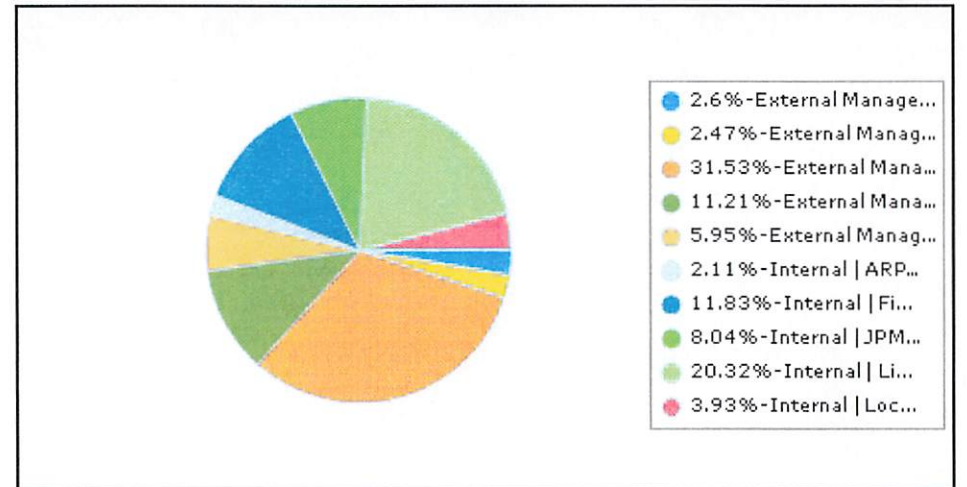
Main Fund Allocation

Main Fund	Market Value 12/31/2024	% of Portfolio 12/31/2024	Market Value 4/30/2025	% of Portfolio 4/30/2025
External Manager Commerce Trust	12,747,910.88	2.41	13,022,079.45	2.60
External Manager Old National Bank	12,100,571.78	2.29	12,347,753.03	2.47
External Manager Stifel	153,755,466.87	29.07	157,652,273.30	31.53
External Manager Stifel - ARPA	61,123,350.30	11.56	56,031,175.13	11.21
External Manager UBS	28,871,902.93	5.46	29,754,941.15	5.95
Internal ARPA	10,625,643.15	2.01	10,560,747.72	2.11
Internal Fifth Third Securities	96,060,677.01	18.16	59,139,122.50	11.83
Internal JPMorgan Securities	58,037,520.84	10.97	40,198,970.82	8.04
Internal Liquid Assets	70,871,491.82	13.40	101,568,982.84	20.32
Internal Local CD Investments	24,666,589.91	4.66	19,668,956.82	3.93
Total / Average	528,861,125.49	100.00	499,945,002.76	100.00

Portfolio Holdings as of 12/31/2024



Portfolio Holdings as of 4/30/2025



Will County
Transactions Summary
MONTHLY Investment Portfolio Activity
Group By: Action
Portfolio / Report Group: All Portfolios
Begin Date: 03/31/2025, End Date: 04/30/2025

Description	CUSIP/Ticker	Portfolio Name	YTM @ Cost	Settlement Date	Maturity Date	Face Amount/Shares	Principal	Price	Interest/Dividends	Total	Transaction ID	Manager	Main Fund	Broker/Dealer	Custodian
Buy															
Federal Realty 3.2 6/15/2029-29	313747AZ0	External UBS 2916 CC-115	4.761	4/21/2025	6/15/2029	100,000.00	94,180.00	94.18	1,120.00	95,300.00		115 Corporate Class C	External Manager UBS	UBS Financial Services	External UBS 2916
FHLMC MBS 4.8 1/15/2038	3137BPPH6	External Stifel 8500 (WB 6011) TC-C 713	5.126	4/30/2025	1/15/2038	939,454.52	910,940.48	96.96483	3,574.87	914,515.35		713 Treasurer Class C	External Manager Stifel	Stifel	External Stifel 8500 (WB6100)
FHLMC Var. FHLMC 11/25/2052	3137H9FR5	External Stifel 8500 (WB 6011) TC-C 713	5.580	4/25/2025	11/25/2052	1,561,747.46	1,563,699.65	100.125	1,215.49	1,564,915.14		713 Treasurer Class C	External Manager Stifel	Stifel	External Stifel 8500 (WB6100)
FNMA MBS 5.213 10/25/2052	3136BPAQ4	External Stifel 8500 (WB 6011) TC-C 713	5.330	4/30/2025	10/25/2052	1,504,741.72	1,476,527.81	98.125	1,089.62	1,477,617.43		713 Treasurer Class C	External Manager Stifel	Stifel	External Stifel 8500 (WB6100)
Gilead Sciences Inc 3.65 3/1/2026-25	375558BF9	External Stifel 4193 (WB 0356) CC-115	4.236	4/22/2025	3/1/2026	2,500,000.00	2,487,675.00	99.507	12,927.08	2,500,602.08		115 Corporate Class C	External Manager Stifel	Stifel	External Stifel 4193 (WB 0356)
LAM Research Corporation 3.75 3/15/2026-26	512807AS7	External Stifel 4193 (WB 0356) CC-115	4.229	4/22/2025	3/15/2026	2,500,000.00	2,489,475.00	99.579	9,635.42	2,499,110.42		115 Corporate Class C	External Manager Stifel	Stifel	External Stifel 4193 (WB 0356)
Morgan Stanley Bank 3.875 1/27/2026-25	61746BDZ6	External Stifel 4193 (WB 0356) CC-115	4.242	4/2/2025	1/27/2026	3,000,000.00	2,991,090.00	99.703	20,989.58	3,012,079.58		115 Corporate Class C	External Manager Stifel	Stifel	External Stifel 4193 (WB 0356)
Pioneer National 5.1 3/29/2026-26	723787AV9	External Stifel 4193 (WB 0356) CC-115	4.186	4/1/2025	3/29/2026	3,000,000.00	3,026,440.00	100.881333	850.00	3,027,290.00		115 Corporate Class C	External Manager Stifel	None	External Stifel 4193 (WB 0356)
Republic Bank 3.99 7/22/2025	CD3691B	Will County Investments CC-C 115	3.990	4/30/2025	7/22/2025	10,418.70	10,418.70	100	0.00	10,418.70		None	None	None	None
Republic Bank 3.99 7/22/2025	CD1230B	Will County Investments TC-C 713	3.990	4/30/2025	7/22/2025	3,472.92	3,472.92	100	0.00	3,472.92		None	None	None	None
UBS Select Prime	SPPXX	External UBS 2916 CC-115	0.000	4/30/2025	N/A	352.10	352.10	1	0.00	352.10	purchase	115 Corporate Class C	External Manager UBS	UBS Financial Services	External UBS 2916
Sub Total / Average Buy						15,120,187.42	15,054,271.66		51,402.06	15,105,673.72					

Deposit

Description	CUSIP/Ticker	Portfolio Name	YTM @ Cost	Settlement Date	Maturity Date	Face Amount/Shares	Principal	Price	Interest/Dividends	Total	Transaction ID	Manager	Main Fund	Broker/Dealer	Custodian
ARPA Associated BankMM	MM6704	ARPA Funds Money Market Accounts	0.000	4/30/2025	N/A	8,032.85	8,032.85	100	0.00	8,032.85		None	None	None	None
ARPA Busey Bank MM	MM8920	ARPA Funds Money Market Accounts	0.000	4/30/2025	N/A	7,207.59	7,207.59	100	0.00	7,207.59		None	None	None	None
ARPA Old National Bank MM	MM6279	ARPA Funds Money Market Accounts	0.000	4/30/2025	N/A	12,666.44	12,666.44	100	0.00	12,666.44		None	None	None	None
ARPA Old National Bank MM	MM6279	ARPA Funds Money Market Accounts	0.000	4/30/2025	N/A	6,001,052.78	6,001,052.78	100	0.00	6,001,052.78		None	None	None	None
AssociatedBank MM	MM3569	Will County MM, LGIP, Cash CC-C 115	0.000	4/30/2025	N/A	8,065.02	8,065.02	100	0.00	8,065.02		None	None	None	None
AssociatedBank MM	MM9160	Will County MM, LGIP, Cash TC-C 713	0.000	4/30/2025	N/A	16,874.62	16,874.62	100	0.00	16,874.62		None	None	None	None
Busey Bank MM	MM7433	Will County MM, LGIP, Cash CC-C 115	0.000	4/30/2025	N/A	3,931.12	3,931.12	100	0.00	3,931.12		None	None	None	None
Busey Bank MM	MM7425	Will County MM, LGIP, Cash TC-C 713	0.000	4/30/2025	N/A	10,719.74	10,719.74	100	0.00	10,719.74		None	None	None	None
Commerce Bank MM	MM1905	Will County MM, LGIP, Cash CC-C 115	0.000	4/30/2025	N/A	2,970.87	2,970.87	100	0.00	2,970.87		None	None	None	None
Commerce Bank MM	MM9959	Will County MM, LGIP, Cash TC-C 713	0.000	4/30/2025	N/A	1,177.59	1,177.59	100	0.00	1,177.59		None	None	None	None
Commerce Trust Pending Trades Cash	CASH8018	External Commerce Trust 8018TC-C 713	0.000	4/30/2025	N/A	190,502.42	190,502.42	100	0.00	190,502.42	pending trade	713 Treasurer Class C	External Manager Commerce Trust	None	External Commerce Trust 8018
Commerce Trust MM	MM8018	External Commerce Trust 8018TC-C 713	0.000	4/30/2025	N/A	1,280.89	1,280.89	100	0.00	1,280.89	interest mm	None	None	None	None
Commerce Trust MM	MM8018	External Commerce Trust 8018TC-C 713	0.000	4/30/2025	N/A	28,913.57	28,913.57	100	0.00	28,913.57	coupon interest	None	None	None	None

Description	CUSIP/Ticker	Portfolio Name	YTM @ Cost	Settlement Date	Maturity Date	Face Amount/Shares	Principal	Price	Interest/Dividends	Total	Transaction ID	Manager	Main Fund	Broker/Dealer	Custodian
Fifth Third Bank MM	MM9989	Will County MM, LGIP, Cash TC-C 713	0.000	4/30/2025	N/A	6,008.37	6,008.37	100	0.00	6,008.37		None	None	None	None
Fifth Third Bank MM	MM9997	Will County MM, LGIP, Cash CC-C 115	0.000	4/30/2025	N/A	12,355.62	12,355.62	100	0.00	12,355.62		None	None	None	None
Fifth Third Securities MM	MM1858	Will County Fifth Third 1858 (5801) TC-C 713	0.000	4/30/2025	N/A	284,000.00	284,000.00	100	0.00	284,000.00	coupon interest	None	None	None	None
Fifth Third Securities MM	MM1858	Will County Fifth Third 1858 (5801) TC-C 713	0.000	4/30/2025	N/A	1,000,000.00	1,000,000.00	100	0.00	1,000,000.00	maturity	None	None	None	None
First Secure Bank & Trust MM	MM1540	Will County MM, LGIP, Cash CC-C 115	0.000	4/30/2025	N/A	7,830.02	7,830.02	100	0.00	7,830.02		None	None	None	None
First Secure Bank & Trust MM	MM1532	Will County MM, LGIP, Cash TC-C 713	0.000	4/30/2025	N/A	1,018.20	1,018.20	100	0.00	1,018.20		None	None	None	None
First Secure Community Bank MM	MM2710	Will County MM, LGIP, Cash TC-C 713	0.000	4/30/2025	N/A	4,683.09	4,683.09	100	0.00	4,683.09		None	None	None	None
First Secure Community Bank MM	MM2870	Will County MM, LGIP, Cash CC-C 115	0.000	4/30/2025	N/A	11,524.57	11,524.57	100	0.00	11,524.57		None	None	None	None
Heartland Bank & Trust MM	MM9804	Will County MM, LGIP, Cash TC-C 713	0.000	4/30/2025	N/A	2,880.30	2,880.30	100	0.00	2,880.30		None	None	None	None
MAXSAFE Bank MM	MM2144	Will County MM, LGIP, Cash TC-C 713	0.000	4/30/2025	N/A	20,258.10	20,258.10	100	0.00	20,258.10		None	None	None	None
Old National BankMM	MM1671	Will County MM, LGIP, Cash CC-C 115	0.000	4/30/2025	N/A	108,886.39	108,886.39	100	0.00	108,886.39		None	None	None	None
Old National BankMM	MM1671	Will County MM, LGIP, Cash CC-C 115	0.000	4/30/2025	N/A	5,000,000.00	5,000,000.00	100	0.00	5,000,000.00		None	None	None	None
Old National WM MM	MM6142	External Old National 6142 (FMW 0334) TC-C 713	0.000	4/30/2025	N/A	876.30	876.30	100	0.00	876.30	interest mm	None	None	None	None
Old National WM MM	MM6142	External Old National	0.000	4/30/2025	N/A	28,012.50	28,012.50	100	0.00	28,012.50	coupon interest	None	None	None	None

Description	CUSIP/Ticker	Portfolio Name	YTM @ Cost	Settlement Date	Maturity Date	Face Amount/Shares	Principal	Price	Interest/Dividends	Total	Transaction ID	Manager	Main Fund	Broker/Dealer	Custodian
Old Plank Trail MM	MM1766	Will County I MM, LGIP Cash CC-C 115	0.000	4/30/2025	N/A	24,782.08	24,782.08	100	0.00	24,782.08		None	None	None	None
Old Second Bank MM	MM7457	Will County I MM, LGIP Cash CC-C 115	0.000	4/30/2025	N/A	10.00	10.00	100	0.00	10.00		None	None	None	None
Old Second Bank MM	MM7457	Will County I MM, LGIP Cash CC-C 115	0.000	4/30/2025	N/A	697.28	697.28	100	0.00	697.28		None	None	None	None
Old Second Bank MM	MM4914	Will County I MM, LGIP Cash TC-C 713	0.000	4/30/2025	N/A	3,282.08	3,282.08	100	0.00	3,282.08		None	None	None	None
PeopleFirst Bank MM	MM7360	Will County I MM, LGIP Cash CC-C 115	0.000	4/30/2025	N/A	24,590.88	24,590.88	100	0.00	24,590.88		None	None	None	None
PeopleFirst Bank MM	MM4000	Will County I MM, LGIP Cash TC-C 713	0.000	4/30/2025	N/A	29,799.52	29,799.52	100	0.00	29,799.52		None	None	None	None
PNC Bank MM	MM1355	Will County I MM, LGIP Cash TC-C 713	0.000	4/30/2025	N/A	5,380.46	5,380.46	100	0.00	5,380.46		None	None	None	None
Providence Bank & Trust MM	MM0203	Will County I MM, LGIP Cash TC-C 713	0.000	4/30/2025	N/A	773.71	773.71	100	0.00	773.71		None	None	None	None
Providence Bank & Trust MM	MM0195	Will County I MM, LGIP Cash CC-C 115	0.000	4/30/2025	N/A	6,784.99	6,784.99	100	0.00	6,784.99		None	None	None	None
Republic Bank MM	MM3495	Will County I MM, LGIP Cash CC-C 115	0.000	4/30/2025	N/A	17,159.96	17,159.96	100	0.00	17,159.96		None	None	None	None
Republic Bank MM	MM2085	Will County I MM, LGIP Cash TC-C 713	0.000	4/30/2025	N/A	20,527.45	20,527.45	100	0.00	20,527.45		None	None	None	None
Stifel ARPA MM	MM7658	External Stifel 7658 (WB 0349) ARPA	0.000	4/30/2025	N/A	9,514.49	9,514.49	100	0.00	9,514.49 net activity		None	None	None	None
Stifel Corporate Class C Cash	CASH4193	External Stifel 4193 (WB 0356) CC-115	0.000	4/1/2025	N/A	7,689.14	7,689.14	100	0.00	7,689.14		None	None	None	None

Description	CUSIP/Ticker	Portfolio Name	YTM @ Cost	Settlement Date	Maturity Date	Face Amount/Shares	Principal	Price	Interest/Dividends	Total	Transaction ID	Manager	Main Fund	Broker/Dealer	Custodian
Stifel Corporate Class C MM	MM4193	External Stifel 4193 (WB 0356) CC-115	0.000	4/30/2025	N/A	5,908.72	5,908.72	100	0.00	5,908.72	interest mm	None	None	None	None
Stifel Corporate Class C MM	MM4193	External Stifel 4193 (WB 0356) CC-115	0.000	4/30/2025	N/A	35,507.30	35,507.30	100	0.00	35,507.30	principal paydowns	None	None	None	None
Stifel Corporate Class C MM	MM4193	External Stifel 4193 (WB 0356) CC-115	0.000	4/30/2025	N/A	147,015.39	147,015.39	100	0.00	147,015.39	coupon interest	None	None	None	None
Stifel Corporate Class C MM	MM4193	External Stifel 4193 (WB 0356) CC-115	0.000	4/30/2025	N/A	5,192,000.00	5,192,000.00	100	0.00	5,192,000.00	matured	None	None	None	None
Stifel Pending Trades Cash	CASH8500B	External Stifel 8500 (WB 6011) TC-C 713	0.000	4/30/2025	N/A	1,523,012.94	1,523,012.94	100	0.00	1,523,012.94	pending trades	None	None	None	None
Stifel Treasurer Class C MM	MM8500	External Stifel 8500 (WB 6011) TC-C 713	0.000	4/30/2025	N/A	14,574.13	14,574.13	100	0.00	14,574.13	forced adjustment	None	None	None	None
Stifel Treasurer Class C MM	MM8500	External Stifel 8500 (WB 6011) TC-C 713	0.000	4/30/2025	N/A	345,439.98	345,439.98	100	0.00	345,439.98	coupon interest	None	None	None	None
Stifel Treasurer Class C MM	MM8500	External Stifel 8500 (WB 6011) TC-C 713	0.000	4/30/2025	N/A	1,322,917.49	1,322,917.49	100	0.00	1,322,917.49	principal paydowns	None	None	None	None
Stifel Treasurer Class C MM	MM8500	External Stifel 8500 (WB 6011) TC-C 713	0.000	4/30/2025	N/A	3,000,000.00	3,000,000.00	100	0.00	3,000,000.00	matured	None	None	None	None
UBS Financial MM	MM2916	External UBS 2916 CC-115	0.000	4/30/2025	N/A	99.10	99.10	100	0.00	99.10	interest mm	None	None	None	None
UBS Financial MM	MM2916	External UBS 2916 CC-115	0.000	4/30/2025	N/A	84,182.05	84,182.05	100	0.00	84,182.05	coupon interest	None	None	None	None
Sub Total / Average Deposit						24,603,378.10	24,603,378.10		0.00	24,603,378.10					
Dividend															
UBS Select Prime	SPPXX	External UBS 2916 CC-115	0.000	4/30/2025	N/A	0.00	0.00		352.10	352.10	dividend	None	None	None	None
Sub Total / Average Dividend						0.00	0.00		352.10	352.10					
Interest															
3M Company 2.65 4/15/2025-	88579YBM2	External Stifel 8500	0.000	4/15/2025	4/15/2025	0.00	0.00		26,500.00	26,500.00		None	None	None	None

Description	CUSIP/Ticker	Portfolio Name	YTM @ Cost	Settlement Date	Maturity Date	Face Amount/Shares	Principal	Price	Interest/Dividends	Total	Transaction ID	Manager	Main Fund	Broker/Dealer	Custodian
25		(WB 6071) TC-C 713													
Amazon Inc 3 4/13/2025-25	023135CE4	External Stifel 4193 (WB 0356) CC-115	0.000	4/13/2025	4/13/2025	0.00	0.00		32,880.00	32,880.00		None	None	None	None
Amazon Inc 3 4/13/2032-32	023135CH7	External UBS 2916 CC-115	0.000	4/13/2025	4/13/2032	0.00	0.00		9,000.00	9,000.00		None	None	None	None
American Express 5.645 4/23/2027-26	025816DT3	External Commerce Trust 8018TC-C 713	0.000	4/23/2025	4/23/2027	0.00	0.00		3,528.12	3,528.12		None	None	None	None
Anheuser-Bush Inc 4 4/13/2028-28	035240AL4	External UBS 2916 CC-115	0.000	4/13/2025	4/13/2028	0.00	0.00		10,000.00	10,000.00		None	None	None	None
ARPA Associated BankMM	MM6704	ARPA Funds Money Market Accounts	0.000	4/30/2025	N/A	0.00	0.00		8,032.85	8,032.85		None	None	None	None
ARPA Busey Bank MM	MM8920	ARPA Funds Money Market Accounts	0.000	4/30/2025	N/A	0.00	0.00		7,207.59	7,207.59		None	None	None	None
ARPA Old National Bank MM	MM6279	ARPA Funds Money Market Accounts	0.000	4/30/2025	N/A	0.00	0.00		12,666.44	12,666.44		None	None	None	None
AssociatedBank MM	MM3569	Will County MM, LGIP Cash CC-C 115	0.000	4/30/2025	N/A	0.00	0.00		8,065.02	8,065.02		None	None	None	None
AssociatedBank MM	MM9160	Will County MM, LGIP Cash TC-C 713	0.000	4/30/2025	N/A	0.00	0.00		16,874.62	16,874.62		None	None	None	None
Bank of America Corp 4.25 10/22/2026	06051GFL8- 5801	Will County Fifth Third 1858 (5801) TC- C 713	0.000	4/22/2025	10/22/2026	0.00	0.00		21,250.00	21,250.00		None	None	None	None
Berkshire Hathway Energy 4.05 4/15/2025-25	084659AT8	External Stifel 4193 (WB 0356) CC-115	0.000	4/15/2025	4/15/2025	0.00	0.00		60,750.00	60,750.00		None	None	None	None
BP Capital Markets 3.543 4/6/2027-27	10373QBR5	External Commerce Trust 8018TC-C 713	0.000	4/6/2025	4/6/2027	0.00	0.00		2,302.95	2,302.95		None	None	None	None
Busey Bank MM	MM7433	Will County MM, LGIP Cash CC-C 115	0.000	4/30/2025	N/A	0.00	0.00		3,931.12	3,931.12		None	None	None	None

Description	CUSIP/Ticker	Portfolio Name	YTM @ Cost	Settlement Date	Maturity Date	Face Amount/Shares	Principal	Price	Interest/Dividends	Total	Transaction ID	Manager	Main Fund	Broker/Dealer	Custodian
Busey Bank MM	MM7425	Will County MM, LGIP, Cash TC-C 713	0.000	4/30/2025	N/A	0.00	0.00		10,719.74	10,719.74		None	None	None	None
Charles Schwab Corporation 3.625 4/1/2025-25	808513BV6	Will County Fifth Third 1858 (5801) TC-C 713	0.000	4/1/2025	4/1/2025	0.00	0.00		18,125.00	18,125.00		None	None	None	None
Cintas Corporation 3.7 4/1/2027-27	17252MAN0	External Commerce Trust 8018TC-C 713	0.000	4/1/2025	4/1/2027	0.00	0.00		2,312.50	2,312.50		None	None	None	None
CitiGroup Inc 4.05 10/29/2027-26	17290AM31	Will County Fifth Third 1858 (5801) TC-C 713	0.000	4/29/2025	10/29/2027	0.00	0.00		40,500.00	40,500.00		None	None	None	None
Comcast Corporation 3.3 4/1/2027-27	20030NDK4	External Commerce Trust 8018TC-C 713	0.000	4/1/2025	4/1/2027	0.00	0.00		2,145.00	2,145.00		None	None	None	None
Commerce Bank MM	MM1905	Will County MM, LGIP, Cash CC-C 115	0.000	4/30/2025	N/A	0.00	0.00		2,970.87	2,970.87		None	None	None	None
Commerce Bank MM	MM9959	Will County MM, LGIP, Cash TC-C 713	0.000	4/30/2025	N/A	0.00	0.00		1,177.59	1,177.59		None	None	None	None
Commerce Trust MM	MM8018	External Commerce Trust 8018TC-C 713	0.000	4/30/2025	N/A	0.00	0.00		1,280.89	1,280.89	interest mm	None	None	None	None
Deltona Florida Utility 1.543 10/1/2029-29	247888DN7	External Stifel 8500 (WB 6011) TC-C 713	0.000	4/1/2025	10/1/2029	0.00	0.00		3,857.50	3,857.50		None	None	None	None
FFCB 1.68 4/29/2030-21	3133ELXP4	External UBS 2916 CC-115	0.000	4/29/2025	4/29/2030	0.00	0.00		15,808.80	15,808.80		None	None	None	None
FFCB 2.86 4/24/2028	3133EKJD9	External UBS 2916 CC-115	0.000	4/24/2025	4/24/2028	0.00	0.00		2,860.00	2,860.00		None	None	None	None
FHLB 2.75 4/21/2025-22	3130ARJ36	External Stifel 8500 (WB 6011) TC-C 713	0.000	4/21/2025	4/21/2025	0.00	0.00		13,750.00	13,750.00		None	None	None	None
FHLMC 1.02 10/27/2028-21	3134GWYU4	External UBS 2916 CC-115	0.000	4/27/2025	10/27/2028	0.00	0.00		1,071.00	1,071.00		None	None	None	None
FHLMC 1.3 10/14/2031	3134GWYH3	External UBS 2916 CC-115	0.000	4/14/2025	10/14/2031	0.00	0.00		2,600.00	2,600.00		None	None	None	None

Description	CUSIP/Ticker	Portfolio Name	YTM	Settlement Date	Maturity Date	Face Amount/Shares	Principal	Price	Interest/Dividends	Total	Transaction ID	Manager	Main Fund	Broker/Dealer	Custodian
			@ Cost												
FHLMC MBS 1.5 11/25/2040	3137F64V6	External Sitel 8500 (WB 6011) TC-C 713	0.000	4/1/2025	11/25/2040	0.00	0.00		2,136.57	2,136.57		None	None	None	None
FHLMC MBS 1.5 11/25/2040	3137F6YK7	External Sitel 8500 (WB 6011) TC-C 713	0.000	4/1/2025	11/25/2040	0.00	0.00		2,627.76	2,627.76		None	None	None	None
FHLMC MBS 1.5 2/1/2036	3132D56Z0	External Sitel 8500 (WB 6011) TC-C 713	0.000	4/1/2025	2/1/2036	0.00	0.00		1,428.95	1,428.95		None	None	None	None
FHLMC MBS 1.682 1/1/2052	31288QV80	External Sitel 8500 (WB 6011) TC-C 713	0.000	4/1/2025	1/1/2052	0.00	0.00		1,949.93	1,949.93		None	None	None	None
FHLMC MBS 1.75 5/15/2041	3137AXR88	External Sitel 8500 (WB 6011) TC-C 713	0.000	4/1/2025	5/15/2041	0.00	0.00		168.67	168.67		None	None	None	None
FHLMC MBS 1.75 5/15/2041	3137AXR88	External Sitel 4193 (WB 0356) CC-115	0.000	4/1/2025	5/15/2041	0.00	0.00		96.98	96.98		None	None	None	None
FHLMC MBS 3 10/15/2045	3137F3TU8	External Sitel 8500 (WB 6011) TC-C 713	0.000	4/1/2025	10/15/2045	0.00	0.00		955.11	955.11		None	None	None	None
FHLMC MBS 3 10/15/2045	3137F3TU8	External Sitel 4193 (WB 0356) CC-115	0.000	4/1/2025	10/15/2045	0.00	0.00		233.17	233.17		None	None	None	None
FHLMC MBS 3 2/15/2034	3137BGB40	External Sitel 8500 (WB 6011) TC-C 713	0.000	4/1/2025	2/15/2034	0.00	0.00		1,346.20	1,346.20		None	None	None	None
FHLMC MBS 3.5 11/1/2047	3132XUKF1	External Sitel 8500 (WB 6011) TC-C 713	0.000	4/1/2025	11/1/2047	0.00	0.00		3,234.72	3,234.72		None	None	None	None
FHLMC MBS 3.5 3/15/2026	3137A7YV8	External Sitel 4193 (WB 0356) CC-115	0.000	4/1/2025	3/15/2026	0.00	0.00		0.77	0.77		None	None	None	None
FHLMC MBS 3.505 3/25/2029	3137FLN91	External Sitel 8500 (WB 6011) TC-C 713	0.000	4/1/2025	3/25/2029	0.00	0.00		2,920.83	2,920.83		None	None	None	None
FHLMC MBS 3.8 9/1/2029	3132XGQK5	External Sitel 8500 (WB 6011) TC-C 713	0.000	4/1/2025	9/1/2029	0.00	0.00		3,246.31	3,246.31		None	None	None	None
FHLMC MBS 4.1 10/1/2029	3132KXKG7	External Sitel 8500 (WB 6011) TC-C 713	0.000	4/1/2025	10/1/2029	0.00	0.00		6,178.47	6,178.47		None	None	None	None
FHLMC MBS 4.1 10/1/2029	3132KXKF9	External Sitel 8500	0.000	4/1/2025	10/1/2029	0.00	0.00		7,061.00	7,061.00		None	None	None	None

Description	CUSIP/Ticker	Portfolio Name	YTM @ Cost	Settlement Date	Maturity Date	Face Amount/Shares	Principal	Price	Interest/Dividends	Total	Transaction ID	Manager	Main Fund	Broker/Dealer	Custodian
FHLMC MBS 4.34 8/1/2028	3132XFMR6	External Sitel 8500 (WB 6011) TC-C 713	0.000	4/1/2025	8/1/2028	0.00	0.00		7,474.44	7,474.44		None	None	None	None
FHLMC MBS 4.5 12/1/2029	3132XXKX93	External Sitel 8500 (WB 6011) TC-C 713	0.000	4/1/2025	12/1/2029	0.00	0.00		4,650.00	4,650.00		None	None	None	None
FHLMC MBS 5.706 10/25/2054	3137HFX34	External Sitel 8500 (WB 6011) TC-C 713	0.000	4/1/2025	10/25/2054	0.00	0.00		8,372.78	8,372.78		None	None	None	None
FHLMC MBS 6 1/1/2029	3132J4Q77	External Sitel 8500 (WB 6011) TC-C 713	0.000	4/1/2025	1/1/2029	0.00	0.00		2,052.96	2,052.96		None	None	None	None
FHLMC MBS 6.5 11/1/2053	3133N3ZG2	External Sitel 8500 (WB 6011) TC-C 713	0.000	4/1/2025	11/1/2053	0.00	0.00		5,987.62	5,987.62		None	None	None	None
FHLMC MBS Var. FHLMC 10/1/2054	3142BASW8	External Sitel 8500 (WB 6011) TC-C 713	0.000	4/1/2025	10/1/2054	0.00	0.00		6,885.57	6,885.57		None	None	None	None
FHLMC MBS Var. FHLMC 5/1/2052	3142BNHB3	External Sitel 8500 (WB 6011) TC-C 713	0.000	4/1/2025	5/1/2052	0.00	0.00		3,543.45	3,543.45		None	None	None	None
FHLMC MBS Var. FHLMC 6/1/2053	31288QXD7	External Sitel 8500 (WB 6011) TC-C 713	0.000	4/1/2025	6/1/2053	0.00	0.00		6,454.03	6,454.03		None	None	None	None
FHLMC MBS Var. FHLMC 6/25/2030	3137FVNB4	External Sitel 8500 (WB 6011) TC-C 713	0.000	4/1/2025	6/25/2030	0.00	0.00		7,034.88	7,034.88		None	None	None	None
Fifth Third Bank MM	MM9989	Will County MM, LGIF Cash TC-C 713	0.000	4/30/2025	N/A	0.00	0.00		6,008.37	6,008.37		None	None	None	None
Fifth Third Bank MM	MM9997	Will County MM, LGIF Cash CC-C 115	0.000	4/30/2025	N/A	0.00	0.00		12,355.62	12,355.62		None	None	None	None
First Secure Bank & Trust MM	MM1540	Will County MM, LGIF Cash CC-C 115	0.000	4/30/2025	N/A	0.00	0.00		7,830.02	7,830.02		None	None	None	None
First Secure Bank & Trust MM	MM1532	Will County MM, LGIF Cash TC-C 713	0.000	4/30/2025	N/A	0.00	0.00		1,018.20	1,018.20		None	None	None	None
First Secure Community Bank MM	MM2710	Will County MM, LGIF Cash TC-C 713	0.000	4/30/2025	N/A	0.00	0.00		4,683.09	4,683.09		None	None	None	None

Description	CUSIP/Ticker	Portfolio Name	YTM @ Cost	Settlement Date	Maturity Date	Face Amount/Shares	Principal	Price	Interest/Dividends	Total	Transaction ID	Manager	Main Fund	Broker/Dealer	Custodian
First Secure Community Bank MM	MM2870	Will County MM, LGIP, Cash CC-C 115	0.000	4/30/2025	N/A	0.00	0.00		11,524.57	11,524.57		None	None	None	None
FNMA MBS 1.5 6/25/2027	3136A6A20	External Stifel 4193 (WB 0356) CC-115	0.000	4/1/2025	6/25/2027	0.00	0.00		30.46	30.46		None	None	None	None
FNMA MBS 1.5 6/25/2040	3136BAFH2	External Stifel 8500 (WB 6011) TC-C 713	0.000	4/1/2025	6/25/2040	0.00	0.00		287.54	287.54		None	None	None	None
FNMA MBS 1.557 11/1/2051	3140QMN83	External Stifel 8500 (WB 6011) TC-C 713	0.000	4/1/2025	11/1/2051	0.00	0.00		1,964.92	1,964.92		None	None	None	None
FNMA MBS 2 10/25/2041	3136A9KS6	External Stifel 4193 (WB 0356) CC-115	0.000	4/1/2025	10/25/2041	0.00	0.00		275.60	275.60		None	None	None	None
FNMA MBS 2 2/25/2049	3136BKWC2	External Stifel 8500 (WB 6011) TC-C 713	0.000	4/1/2025	2/25/2049	0.00	0.00		2,271.46	2,271.46		None	None	None	None
FNMA MBS 2.25 6/25/2044	3136AMHV4	External Stifel 8500 (WB 6011) TC-C 713	0.000	4/1/2025	6/25/2044	0.00	0.00		388.41	388.41		None	None	None	None
FNMA MBS 2.5 2/1/2035	3140XJJ79	External Stifel 8500 (WB 6011) TC-C 713	0.000	4/1/2025	2/1/2035	0.00	0.00		4,410.76	4,410.76		None	None	None	None
FNMA MBS 3 1/1/2036	3140XKQS2	External Stifel 8500 (WB 6011) TC-C 713	0.000	4/1/2025	1/1/2036	0.00	0.00		5,211.27	5,211.27		None	None	None	None
FNMA MBS 3 12/1/2033	3140JGME2	External Stifel 8500 (WB 6011) TC-C 713	0.000	4/1/2025	12/1/2033	0.00	0.00		1,628.87	1,628.87		None	None	None	None
FNMA MBS 3.01 2/1/2027	3138LHG57	External Stifel 8500 (WB 6011) TC-C 713	0.000	4/1/2025	2/1/2027	0.00	0.00		4,913.36	4,913.36		None	None	None	None
FNMA MBS 3.5 12/1/2029	3138ENZ36	External Stifel 8500 (WB 6011) TC-C 713	0.000	4/1/2025	12/1/2029	0.00	0.00		1,648.98	1,648.98		None	None	None	None
FNMA MBS 3.75 12/25/2046	3136BNDR4	External Stifel 8500 (WB 6011) TC-C 713	0.000	4/1/2025	12/25/2046	0.00	0.00		6,390.09	6,390.09		None	None	None	None
FNMA MBS 3.848 1/1/2053	3140N6FC1	External Stifel 8500 (WB 6011) TC-C 713	0.000	4/1/2025	1/1/2053	0.00	0.00		5,132.50	5,132.50		None	None	None	None
FNMA MBS 4 10/25/2033	3136BNS64	External Stifel 8500	0.000	4/1/2025	10/25/2033	0.00	0.00		4,925.33	4,925.33		None	None	None	None

Description	CUSIP/Ticker	Portfolio Name	YTM @ Cost	Settlement Date	Maturity Date	Face Amount/Shares	Principal	Price	Interest/Dividends	Total	Transaction ID	Manager	Main Fund	Broker/Dealer	Custodian
		(WB 6011) TC-C 713													
FNMA MBS 4 6/1/2043	3140XMRB4	External Stifel 8500 (WB 6011) TC-C 713	0.000	4/1/2025	6/1/2043	0.00	0.00		5,674.85	5,674.85		None	None	None	None
FNMA MBS 4.5 6/1/2043	3140XMBM7	External Stifel 8500 (WB 6011) TC-C 713	0.000	4/1/2025	6/1/2043	0.00	0.00		6,255.35	6,255.35		None	None	None	None
FNMA MBS 4.59 4/1/2028	3140LKBM4	External Stifel 8500 (WB 6011) TC-C 713	0.000	4/1/2025	4/1/2028	0.00	0.00		7,114.50	7,114.50		None	None	None	None
FNMA MBS 4.765 10/25/2039	3136BQTK5	External Stifel 8500 (WB 6011) TC-C 713	0.000	4/25/2025	10/25/2039	0.00	0.00		6,980.16	6,980.16		None	None	None	None
FNMA MBS 4.815 9/1/2028	3140LLUF6	External Stifel 8500 (WB 6011) TC-C 713	0.000	4/1/2025	9/1/2028	0.00	0.00		8,707.12	8,707.12		None	None	None	None
FNMA MBS 5.213 10/25/2052	3136BPAQ4	External Stifel 8500 (WB 6011) TC-C 713	0.000	4/1/2025	10/25/2052	0.00	0.00		5,271.10	5,271.10		None	None	None	None
FNMA MBS 5.249 3/1/2053	3140JB5T9	External Stifel 8500 (WB 6011) TC-C 713	0.000	4/1/2025	3/1/2053	0.00	0.00		6,547.77	6,547.77		None	None	None	None
FNMA MBS 6 11/1/2043	3140XMU46	External Stifel 8500 (WB 6011) TC-C 713	0.000	4/1/2025	11/1/2043	0.00	0.00		7,216.10	7,216.10		None	None	None	None
FNMA MBS 6.006 9/25/2053	3136BQY45	External Stifel 8500 (WB 6011) TC-C 713	0.000	4/1/2025	9/25/2053	0.00	0.00		6,692.81	6,692.81		None	None	None	None
FNMA MBS Var. FNMA 10/25/2042	3136A8R36	External Stifel 8500 (WB 6011) TC-C 713	0.000	4/1/2025	10/25/2042	0.00	0.00		6,572.45	6,572.45		None	None	None	None
FNMA MBS Var. FNMA 2/25/2027	3136AVKR9	External Stifel 8500 (WB 6011) TC-C 713	0.000	4/1/2025	2/25/2027	0.00	0.00		1,804.34	1,804.34		None	None	None	None
FNMA MBS Var. FNMA 4/25/2048	3136B1VC5	External Stifel 8500 (WB 6011) TC-C 713	0.000	4/1/2025	4/25/2048	0.00	0.00		5,061.23	5,061.23		None	None	None	None
FNMA MBS Var. FNMA 7/1/2053	3140JCBL7	External Stifel 8500 (WB 6011) TC-C 713	0.000	4/1/2025	7/1/2053	0.00	0.00		7,807.31	7,807.31		None	None	None	None
FNMA MBS Var. FNMA 7/25/2049	3136B45N4	External Stifel 8500 (WB 6011) TC-C 713	0.000	4/1/2025	7/25/2049	0.00	0.00		6,190.15	6,190.15		None	None	None	None

Description	CUSIP/Ticker	Portfolio Name	YTM	Settlement Date	Maturity Date	Face Amount/Shares	Principal	Price	Interest/Dividends	Total	Transaction ID	Manager	Main Fund	Broker/Dealer	Custodian
			@ Cost												
FNMA MBS Var. FNMA 9/25/2061	3136BGXY2	External Sitel 8500 (WB 6011) TC-C 713	0.000	4/1/2025	9/25/2061	0.00	0.00		2.443.22	2,443.22		None	None	None	None
FNMA MBS Var. FNMA 9/25/2061	3136BGXY2	External Sitel 4193 (WB 0356) CC-115	0.000	4/1/2025	9/25/2061	0.00	0.00		597.89	597.89		None	None	None	None
FRESB MBS Var. Corp 2/25/2039	30298BAE3	External Sitel 4193 (WB 0356) CC-115	0.000	4/1/2025	2/25/2039	0.00	0.00		1,072.28	1,072.28		None	None	None	None
FRESB MBS Var. Corp 3/25/2037	30295YAB2	External Sitel 4193 (WB 0356) CC-115	0.000	4/1/2025	3/25/2037	0.00	0.00		647.30	647.30		None	None	None	None
FRESB MBS Var. Corp 5/25/2039	30298LAB7	External Sitel 4193 (WB 0356) CC-115	0.000	4/1/2025	5/25/2039	0.00	0.00		308.77	308.77		None	None	None	None
FRESB MBS Var. Corp 7/25/2038	30297PAF0	External Sitel 4193 (WB 0356) CC-115	0.000	4/1/2025	7/25/2038	0.00	0.00		591.29	591.29		None	None	None	None
FRESB MBS Var. Corp 8/25/2039	30298WAE7	External Sitel 4193 (WB 0356) CC-115	0.000	4/1/2025	8/25/2039	0.00	0.00		1,991.81	1,991.81		None	None	None	None
GNMA MBS 1 1/20/2050	38383AUP7	External Sitel 8500 (WB 6011) TC-C 713	0.000	4/1/2025	1/20/2050	0.00	0.00		798.31	798.31		None	None	None	None
GNMA MBS 1.25 9/16/2027	38378HXH4	External Sitel 4193 (WB 0356) CC-115	0.000	4/1/2025	9/16/2027	0.00	0.00		16.65	16.65		None	None	None	None
GNMA MBS 2 8/20/2025	38375GG47	External Sitel 4193 (WB 0356) CC-115	0.000	4/1/2025	8/20/2025	0.00	0.00		4.22	4.22		None	None	None	None
GNMA MBS 2.4 9/16/2050	38379U4F0	External Sitel 8500 (WB 6011) TC-C 713	0.000	4/1/2025	9/16/2050	0.00	0.00		443.77	443.77		None	None	None	None
GNMA MBS 2.85 8/16/2054	38378XUC3	External Sitel 4193 (WB 0356) CC-115	0.000	4/1/2025	8/16/2054	0.00	0.00		47.40	47.40		None	None	None	None
GNMA MBS 3 4/20/2050	3622ABT28	External Sitel 8500 (WB 6011) TC-C 713	0.000	4/1/2025	4/20/2050	0.00	0.00		5,725.95	5,725.95		None	None	None	None
GNMA MBS 4.5 2/20/2048	38383LLS7	External Sitel 8500 (WB 6011) TC-C 713	0.000	4/1/2025	2/20/2048	0.00	0.00		2,975.48	2,975.48		None	None	None	None
GNMA MBS 5 1/20/2052	38383WWD4	External Sitel 8500	0.000	4/1/2025	1/20/2052	0.00	0.00		4,581.00	4,581.00		None	None	None	None

Description	CUSIP/Ticker	Portfolio Name	YTM @ Cost	Settlement Date	Maturity Date	Face Amount/Shares	Principal	Price	Interest/Dividends	Total	Transaction ID	Manager	Main Fund	Broker/Dealer	Custodian
		(WB 6011) TC-C 713													
GNMA MBS 5 1/20/2054	38384MBR7	External Stifel 8500 (WB 6011) TC-C 713	0.000	4/1/2025	1/20/2054	0.00	0.00		4,728.42	4,728.42		None	None	None	None
GNMA MBS 5 10/20/2051	38384JQG2	External Stifel 8500 (WB 6011) TC-C 713	0.000	4/1/2025	10/20/2051	0.00	0.00		6,659.70	6,659.70		None	None	None	None
GNMA MBS 5 4/20/2053	36179XX50	External Stifel 8500 (WB 6011) TC-C 713	0.000	4/1/2025	4/20/2053	0.00	0.00		6,698.82	6,698.82		None	None	None	None
GNMA MBS 5.5 3/20/2048	38384AR21	External Stifel 8500 (WB 6011) TC-C 713	0.000	4/1/2025	3/20/2048	0.00	0.00		4,387.89	4,387.89		None	None	None	None
GNMA MBS Var. GNMA 11/20/2054	3618N5BE8	External Stifel 8500 (WB 6011) TC-C 713	0.000	4/1/2025	11/20/2054	0.00	0.00		5,596.35	5,596.35		None	None	None	None
GNMA MBS Var. GNMA 12/16/2047	38378N5Q2	External Stifel 8500 (WB 6011) TC-C 713	0.000	4/1/2025	12/16/2047	0.00	0.00		446.54	446.54		None	None	None	None
GNMA MBS Var. GNMA 12/16/2047	38378N5Q2	External Stifel 4193 (WB 0356) CC-115	0.000	4/1/2025	12/16/2047	0.00	0.00		256.88	256.88		None	None	None	None
GNMA MBS Var. GNMA 2/20/2041	38379WM74	External Stifel 4193 (WB 0356) CC-115	0.000	4/1/2025	2/20/2041	0.00	0.00		713.92	713.92		None	None	None	None
GNMA MBS Var. GNMA 2/20/2053	3622ACFD7	External Stifel 8500 (WB 6011) TC-C 713	0.000	4/1/2025	2/20/2053	0.00	0.00		4,542.27	4,542.27		None	None	None	None
GNMA MBS Var. GNMA 4/20/2054	38384MLA3	External Stifel 8500 (WB 6011) TC-C 713	0.000	4/20/2025	4/20/2054	0.00	0.00		8,960.85	8,960.85		None	None	None	None
GNMA MBS Var. GNMA 6/20/2053	3622ACNG1	External Stifel 8500 (WB 6011) TC-C 713	0.000	4/1/2025	6/20/2053	0.00	0.00		7,239.93	7,239.93		None	None	None	None
Goldman Sachs Group Inc 6.1 10/31/2025	38150AVE2	Will County Fifth Third 1858 (5801) TC- C 713	0.000	4/30/2025	10/31/2025	0.00	0.00		61,000.00	61,000.00		None	None	None	None
Heartland Bank & Trust MM	MM9804	Will County MM, LGIP, Cash TC-C 713	0.000	4/30/2025	N/A	0.00	0.00		2,880.30	2,880.30		None	None	None	None
JP Morgan Chase Co2.95 10/1/2026-26	46625HRV4	Will County Fifth Third 1858	0.000	4/1/2025	10/1/2026	0.00	0.00		29,500.00	29,500.00		None	None	None	None

Description	CUSIP/Ticker	Portfolio Name	YTM @ Cost	Settlement Date	Maturity Date	Face Amount/Shares	Principal	Price	Interest/Dividends	Total	Transaction ID	Manager	Main Fund	Broker/Dealer	Custodian
JPMorgan Chase 3.3 4/1/2026-26	46625HQW3	(5801) TC-C713	0.000	4/1/2025	4/1/2026	0.00	0.00		14,025.00	14,025.00		None	None	None	None
Kannapolis NC 1.315 4/1/2027	484580CE3	External Commerce Trust 8018TC-C713	0.000	4/1/2025	4/1/2027	0.00	0.00		821.87	821.87		None	None	None	None
Kentucky Utilities 3.3 10/1/2025-25	491674BK2	External Commerce Trust 8018TC-C713	0.000	4/1/2025	10/1/2025	0.00	0.00		2,062.50	2,062.50		None	None	None	None
Lowes Corporation 3.75 4/1/2026-26	540424AS7	External Commerce Trust 8018TC-C713	0.000	4/1/2025	4/1/2026	0.00	0.00		2,343.75	2,343.75		None	None	None	None
MAXSAFE Bank MM	MM2144	Will County MM, LGIP, Cash, TC-C713	0.000	4/30/2025	N/A	0.00	0.00		20,258.10	20,258.10		None	None	None	None
Miami-Dade County FL 3.2/5 10/1/2029	59333P4P0	External Commerce Trust 8018TC-C713	0.000	4/1/2025	10/1/2029	0.00	0.00		4,093.75	4,093.75		None	None	None	None
National Rural Utilities 3.05 4/25/2027-27	637432NN1	External Commerce Trust 8018TC-C713	0.000	4/25/2025	4/25/2027	0.00	0.00		1,982.50	1,982.50		None	None	None	None
New York NY 4.45 4/1/2026-26	64966QW89	External Commerce Trust 8018TC-C713	0.000	4/1/2025	4/1/2026	0.00	0.00		2,781.25	2,781.25		None	None	None	None
Old National BankMM	MM1671	Will County MM, LGIP, Cash, CC-C115	0.000	4/30/2025	N/A	0.00	0.00		108,886.39	108,886.39		None	None	None	None
Old National WMM MM	MM6142	External Old National 6142 (FMW 0334) TC-C713	0.000	4/30/2025	N/A	0.00	0.00		876.30	876.30	Interest mm	None	None	None	None
Old Plank Trail MM	MM1766	Will County MM, LGIP, Cash, CC-C115	0.000	4/30/2025	N/A	0.00	0.00		24,782.08	24,782.08		None	None	None	None
Old Second Bank MM	MM7457	Will County MM, LGIP, Cash, CC-C115	0.000	4/30/2025	N/A	0.00	0.00		697.28	697.28		None	None	None	None
PayPal Holdings Inc	70450YAD5	External Commerce	0.000	4/1/2025	10/1/2026	0.00	0.00		1,722.50	1,722.50		None	None	None	None

Description	CUSIP/Ticker	Portfolio Name	YTM @ Cost	Settlement Date	Maturity Date	Face Amount/Shares	Principal	Price	Interest/Dividends	Total	Transaction ID	Manager	Main Fund	Broker/Dealer	Custodian	
2.65 10/1/2026-26		Trust 8018TC-C 713														
PayPal Holdings Inc 2.85 10/1/2029-29	70450YAE3	External UBS 2916 CC-115	0.000	4/1/2025	10/1/2029	0.00	0.00		7,367.25	7,367.25		None	None	None	None	None
PeoplesFirst Bank MM	MM7360	Will County MM, LGIP, Cash CC-C 115	0.000	4/30/2025	N/A	0.00	0.00		24,590.88	24,590.88		None	None	None	None	None
PeoplesFirst Bank MM	MM4000	Will County MM, LGIP, Cash TC-C 713	0.000	4/30/2025	N/A	0.00	0.00		29,799.52	29,799.52		None	None	None	None	None
Pepsico Inc 3 10/15/2027-27	713448DY1	External UBS 2916 CC-115	0.000	4/15/2025	10/15/2027	0.00	0.00		12,825.00	12,825.00		None	None	None	None	None
PNC Bank MM	MM1355	Will County MM, LGIP, Cash TC-C 713	0.000	4/30/2025	N/A	0.00	0.00		5,380.46	5,380.46		None	None	None	None	None
PNC Financial Services 3.45 4/23/2029-29	693475AW5	External UBS 2916 CC-115	0.000	4/23/2025	4/23/2029	0.00	0.00		8,625.00	8,625.00		None	None	None	None	None
Providence Bank & Trust MM	MM0203	Will County MM, LGIP, Cash TC-C 713	0.000	4/30/2025	N/A	0.00	0.00		773.71	773.71		None	None	None	None	None
Providence Bank & Trust MM	MM0195	Will County MM, LGIP, Cash CC-C 115	0.000	4/30/2025	N/A	0.00	0.00		6,784.99	6,784.99		None	None	None	None	None
Republic Bank 3.99 7/22/2025	CD3691B	Will County Investments CC-C 115	0.000	4/30/2025	7/22/2025	0.00	0.00		10,418.70	10,418.70		None	None	None	None	None
Republic Bank MM	MM3495	Will County MM, LGIP, Cash CC-C 115	0.000	4/30/2025	N/A	0.00	0.00		17,159.96	17,159.96		None	None	None	None	None
Republic Bank MM	MM2085	Will County MM, LGIP, Cash TC-C 713	0.000	4/30/2025	N/A	0.00	0.00		20,527.45	20,527.45		None	None	None	None	None
St Louis School District MO 4.7 4/1/2028	791697CJ2	External Sitel 8500 (WB 6011) TC-C 713	0.000	4/1/2025	4/1/2028	0.00	0.00		22,325.00	22,325.00		None	None	None	None	None

Description	CUSIP/Ticker	Portfolio Name	YTM @ Cost	Settlement Date	Maturity Date	Face Amount/Shares	Principal	Price	Interest/Dividends	Total	Transaction ID	Manager	Main Fund	Broker/Dealer	Custodian
State Street Corporation 4.33 10/22/2027-27	857477CP6	External Old National 6142 (FMW 0334) TC-C 713	0.000	4/22/2025	10/22/2027	0.00	0.00		10,825.00	10,825.00		None	None	None	None
Stifel Corporate Class C MM	MM4193	External Stifel 4193 (WB 0356) CC-115	0.000	4/30/2025	N/A	0.00	0.00		5,908.72	5,908.72	interest mm	None	None	None	None
Stifel Treasurer Class C MM	MM8500	External Stifel 8500 (WB 6011) TC-C 713	0.000	4/30/2025	N/A	0.00	0.00		8,693.92	8,693.92	interest mm	None	None	None	None
T-Note 0.75 4/30/2026	91282CBW0	External Old National 6142 (FMW 0334) TC-C 713	0.000	4/30/2025	4/30/2026	0.00	0.00		1,875.00	1,875.00		None	None	None	None
T-Note 1.125 10/31/2026	91282CDG3	External Old National 6142 (FMW 0334) TC-C 713	0.000	4/30/2025	10/31/2026	0.00	0.00		2,812.50	2,812.50		None	None	None	None
T-Note 4.625 10/15/2026	91282CJC6	Will County Fifth Third 1858 (5801) TC-C 713	0.000	4/15/2025	10/15/2026	0.00	0.00		23,125.00	23,125.00		None	None	None	None
T-Note 5 10/31/2025	91282CJE2	External Old National 6142 (FMW 0334) TC-C 713	0.000	4/30/2025	10/31/2025	0.00	0.00		12,500.00	12,500.00		None	None	None	None
Truist Bank 3.8 10/30/2026-26	07330MAA5	Will County Fifth Third 1858 (5801) TC-C 713	0.000	4/30/2025	10/30/2026	0.00	0.00		28,500.00	28,500.00		None	None	None	None
UBS Financial MM	MM2916	External UBS 2916 CC-115	0.000	4/30/2025	N/A	0.00	0.00		99.10	99.10	interest mm	None	None	None	None
US Bancorp 3.1 4/27/2026-26	91159HHM5	Will County Fifth Third 1858 (5801) TC-C 713	0.000	4/27/2025	4/27/2026	0.00	0.00		62,000.00	62,000.00		None	None	None	None
US Bank National Var. Corp 10/22/2027 -26	90331HPP2	External Commerce Trust 8018 TC-C 713	0.000	4/22/2025	10/22/2027	0.00	0.00		2,816.88	2,816.88		None	None	None	None
US Bankcorp 3.1 4/27/2026-26	91159HHM5-4193	External Stifel 4193 (WB 0356) CC-115	0.000	4/27/2025	4/27/2026	0.00	0.00		46,500.00	46,500.00		None	None	None	None

Description	CUSIP/Ticker	Portfolio Name	YTM @ Cost	Settlement Date	Maturity Date	Face Amount/Shares	Principal	Price	Interest/Dividends	Total	Transaction ID	Manager	Main Fund	Broker/Dealer	Custodian
Sub Total / Average Interest						0.00	0.00		1,325,900.87	1,325,900.87					
Matured															
3M Company 2.65 4/15/2025-25	88579YBM2	External Stifel 8500 (WB 6011) TC-C 713	0.000	4/15/2025	4/15/2025	2,000,000.00	2,000,000.00	0	0.00	2,000,000.00		713 Treasurer Class C	External Manager Stifel	None	External Stifel 8500 (WB6100)
Amazon Inc 3 4/13/2025-25	023135CE4	External Stifel 4193 (WB 0356) CC-115	0.000	4/13/2025	4/13/2025	2,192,000.00	2,192,000.00	0	0.00	2,192,000.00		115 Corporate Class C	External Manager Stifel	None	External Stifel 4193 (WB 0356)
Berkshire Hathway Energy 4.05 4/15/2025-25	084659AT8	External Stifel 4193 (WB 0356) CC-115	0.000	4/15/2025	4/15/2025	3,000,000.00	3,000,000.00	0	0.00	3,000,000.00		115 Corporate Class C	External Manager Stifel	Stifel	External Stifel 4193 (WB 0356)
Charles Schwab Corporation 3.625 4/1/2025-25	808513BV6	Will County Fifth Third 1858 (5801) TC-C 713	0.000	4/1/2025	4/1/2025	1,000,000.00	1,000,000.00	0	0.00	1,000,000.00		713 Treasurer Class C	Internal Fifth Third Securities	Fifth Third Securities	Fifth Third Securities 1858 (5801)
FHLB 2.75 4/21/2025-22	3130ARJ36	External Stifel 8500 (WB 6011) TC-C 713	0.000	4/21/2025	4/21/2025	1,000,000.00	1,000,000.00	0	0.00	1,000,000.00		713 Treasurer Class C	External Manager Stifel	None	External Stifel 8500 (WB6100)
Sub Total / Average Matured						9,192,000.00	9,192,000.00		0.00	9,192,000.00					
Principal Pay Down															
FHLMC MBS 1.5 11/25/2040	3137F64V6	External Stifel 8500 (WB 6011) TC-C 713	0.000	4/25/2025	11/25/2040	14,872.31	14,872.31	0	0.00	14,872.31		None	None	None	None
FHLMC MBS 1.5 11/25/2040	3137F6YK7	External Stifel 8500 (WB 6011) TC-C 713	0.000	4/25/2025	11/25/2040	15,605.63	15,605.63	0	0.00	15,605.63		None	None	None	None
FHLMC MBS 1.5 2/1/2036	3132D56Z0	External Stifel 8500 (WB 6011) TC-C 713	0.000	4/25/2025	2/1/2036	12,068.66	12,068.66	0	0.00	12,068.66		None	None	None	None
FHLMC MBS 1.682 1/1/2052	31288QV80	External Stifel 8500 (WB 6011) TC-C 713	0.000	4/15/2025	1/1/2052	24,053.77	24,053.77	0	0.00	24,053.77		None	None	None	None
FHLMC MBS 1.75 5/15/2041	3137AXR88	External Stifel 8500 (WB 6011) TC-C 713	0.000	4/15/2025	5/15/2041	2,483.44	2,483.44	0	0.00	2,483.44		None	None	None	None
FHLMC MBS 1.75 5/15/2041	3137AXR88	External Stifel 4193 (WB 0356) CC-115	0.000	4/15/2025	5/15/2041	1,427.98	1,427.98	0	0.00	1,427.98		115 Corporate Class C	External Manager Stifel	Stonex Financial	External Stifel 4193 (WB 0356)
FHLMC MBS 3 10/15/2045	3137F3TU8	External Stifel 4193	0.000	4/16/2025	10/15/2045	3,894.42	3,894.42	0	0.00	3,894.42		115 Corporate Class C	External Manager Stifel	Morgan Stanley & Company	External Stifel 4193 (WB 0356)

Description	CUSIP/Ticker	Portfolio Name	YTM @ Cost	Settlement Date	Maturity Date	Face Amount/Shares	Principal	Price	Interest/Dividends	Total	Transaction ID	Manager	Main Fund	Broker/Dealer	Custodian
		(WB 0356) CC-115													
FHLMC MBS 3 10/15/2045	3137F3TU8	External Stifel 8500 (WB 6011) TC-C 713	0.000	4/15/2025	10/15/2045	15,952.52	15,952.52	0	0.00	15,952.52		None	None	None	None
FHLMC MBS 3 2/15/2034	3137BGB40	External Stifel 8500 (WB 6011) TC-C 713	0.000	4/15/2025	2/15/2034	15,941.45	15,941.45	0	0.00	15,941.45		None	None	None	None
FHLMC MBS 3.5 11/1/2047	3132XUKF1	External Stifel 8500 (WB 6011) TC-C 713	0.000	4/15/2025	11/1/2047	8,632.40	8,632.40	0	0.00	8,632.40		None	None	None	None
FHLMC MBS 3.5 3/15/2026	3137A7YC8	External Stifel 4193 (WB 0356) CC-115	0.000	4/15/2025	3/15/2026	264.68	264.68	0	0.00	264.68		115 Corporate Class C	External Manager Stifel	Stonex Financial	External Stifel 4193 (WB 0356)
FHLMC MBS 3.8 9/1/2029	3132XGQK5	External Stifel 8500 (WB 6011) TC-C 713	0.000	4/25/2025	9/1/2029	1,235.59	1,235.59	0	0.00	1,235.59		None	None	None	None
FHLMC MBS 5.706 10/25/2054	3137HFX34	External Stifel 8500 (WB 6011) TC-C 713	0.000	4/25/2025	10/25/2054	7,160.64	7,160.64	0	0.00	7,160.64		None	None	None	None
FHLMC MBS 6 1/1/2029	3132J4Q77	External Stifel 8500 (WB 6011) TC-C 713	0.000	4/15/2025	1/1/2029	11,604.90	11,604.90	0	0.00	11,604.90		None	None	None	None
FHLMC MBS 6.5 11/1/2053	3133N3ZG2	External Stifel 8500 (WB 6011) TC-C 713	0.000	4/25/2025	11/1/2053	183,323.18	183,323.18	0	0.00	183,323.18		None	None	None	None
FHLMC MBS Var. FHLMC 10/1/2054	3142BA5W8	External Stifel 8500 (WB 6011) TC-C 713	0.000	4/15/2025	10/1/2054	1,558.19	1,558.19	0	0.00	1,558.19		None	None	None	None
FHLMC MBS Var. FHLMC 5/1/2052	3142BNHB3	External Stifel 8500 (WB 6011) TC-C 713	0.000	4/15/2025	5/1/2052	3,550.10	3,550.10	0	0.00	3,550.10		None	None	None	None
FHLMC MBS Var. FHLMC 6/1/2053	31288QXD7	External Stifel 8500 (WB 6011) TC-C 713	0.000	4/15/2025	6/1/2053	7,151.00	7,151.00	0	0.00	7,151.00		713 Treasurer Class C	External Manager Stifel	Stifel Nicolaus & Co	External Stifel 8500 (WB6100)
FHLMC MBS Var. FHLMC 6/25/2030	3137FVNB4	External Stifel 8500 (WB 6011) TC-C 713	0.000	4/25/2025	6/25/2030	199,898.88	199,898.88	0	0.00	199,898.88		None	None	None	None
FNMA MBS 1.5 6/25/2027	3136A6A20	External Stifel 4193 (WB 0356) CC-115	0.000	4/25/2025	6/25/2027	2,477.56	2,477.56	0	0.00	2,477.56		115 Corporate Class C	External Manager Stifel	Stonex Financial	External Stifel 4193 (WB 0356)
FNMA MBS 1.5 6/25/2040	3136BAFH2	External Stifel 8500 (WB 6011) TC-C 713	0.000	4/25/2025	6/25/2040	3,869.83	3,869.83	0	0.00	3,869.83		None	None	None	None

Description	CUSIP/Ticker	Portfolio Name	YTM @ Cost	Settlement Date	Maturity Date	Face Amount/Shares	Principal	Price	Interest/Dividends	Total	Transaction ID	Manager	Main Fund	Broker/Dealer	Custodian
FNMA MBS 1.557 11/1/2051	3140QMN83	External Stifel 8500 (WB 6011) TC-C 713	0.000	4/25/2025	11/1/2051	43,340.88	43,340.88	0	0.00	43,340.88		None	None	None	None
FNMA MBS 2 10/25/2041	3136A9KS6	External Stifel 4193 (WB 0356) CC-115	0.000	4/25/2025	10/25/2041	1,593.73	1,593.73	0	0.00	1,593.73		115 Corporate Class C	External Manager Stifel	Stonex Financial	External Stifel 4193 (WB 0356)
FNMA MBS 2 2/25/2049	3136BKWC2	External Stifel 8500 (WB 6011) TC-C 713	0.000	4/25/2025	2/25/2049	3,667.26	3,667.26	0	0.00	3,667.26		None	None	None	None
FNMA MBS 2.25 6/25/2044	3136AMHV4	External Stifel 8500 (WB 6011) TC-C 713	0.000	4/25/2025	6/25/2044	5,772.14	5,772.14	0	0.00	5,772.14		None	None	None	None
FNMA MBS 2.5 2/1/2035	3140XJJ79	External Stifel 8500 (WB 6011) TC-C 713	0.000	4/25/2025	2/1/2035	32,159.15	32,159.15	0	0.00	32,159.15		None	None	None	None
FNMA MBS 3 1/1/2036	3140XKQS2	External Stifel 8500 (WB 6011) TC-C 713	0.000	4/25/2025	1/1/2036	27,079.65	27,079.65	0	0.00	27,079.65		None	None	None	None
FNMA MBS 3 12/1/2033	3140JGME2	External Stifel 8500 (WB 6011) TC-C 713	0.000	4/25/2025	12/1/2033	7,359.43	7,359.43	0	0.00	7,359.43		None	None	None	None
FNMA MBS 3.01 2/1/2027	3138LHG57	External Stifel 8500 (WB 6011) TC-C 713	0.000	4/25/2025	2/1/2027	2,878.34	2,878.34	0	0.00	2,878.34		None	None	None	None
FNMA MBS 3.5 12/1/2029	3138ENZ36	External Stifel 8500 (WB 6011) TC-C 713	0.000	4/25/2025	12/1/2029	20,958.26	20,958.26	0	0.00	20,958.26		None	None	None	None
FNMA MBS 3.75 12/25/2046	3136BNDR4	External Stifel 8500 (WB 6011) TC-C 713	0.000	4/25/2025	12/25/2046	41,668.26	41,668.26	0	0.00	41,668.26		None	None	None	None
FNMA MBS 3.848 1/1/2053	3140N6FC1	External Stifel 8500 (WB 6011) TC-C 713	0.000	4/25/2025	1/1/2053	3,461.84	3,461.84	0	0.00	3,461.84		None	None	None	None
FNMA MBS 4 10/25/2033	3136BNS64	External Stifel 8500 (WB 6011) TC-C 713	0.000	4/25/2025	10/25/2033	12,288.64	12,288.64	0	0.00	12,288.64		None	None	None	None
FNMA MBS 4 6/1/2043	3140XMRB4	External Stifel 8500 (WB 6011) TC-C 713	0.000	4/25/2025	6/1/2043	11,398.70	11,398.70	0	0.00	11,398.70		None	None	None	None
FNMA MBS 4.5 6/1/2043	3140XMBM7	External Stifel 8500 (WB 6011) TC-C 713	0.000	4/25/2025	6/1/2043	21,004.50	21,004.50	0	0.00	21,004.50		None	None	None	None
FNMA MBS 4.765	3136BQTK5	External Stifel 8500	0.000	4/25/2025	10/25/2039	24,230.91	24,230.91	0	0.00	24,230.91		None	None	None	None

Description	CUSIP/Ticker	Portfolio Name	YTM @ Cost	Settlement Date	Maturity Date	Face Amount/Shares	Principal	Price	Interest/Dividends	Total	Transaction ID	Manager	Main Fund	Broker/Dealer	Custodian
10/25/2039		(WB 6011) TC-C 713													
FNMA MBS 5.213 10/25/2052	3136BPAQ4	External Stifel 8500 (WB 6011) TC-C 713	0.000	4/25/2025	10/25/2052	12,688.05	12,688.05	0	0.00	12,688.05		None	None	None	None
FNMA MBS 5.249 3/1/2053	3140JB5T9	External Stifel 8500 (WB 6011) TC-C 713	0.000	4/25/2025	3/1/2053	97,878.67	97,878.67	0	0.00	97,878.67		None	None	None	None
FNMA MBS 6 11/1/2043	3140XMU46	External Stifel 8500 (WB 6011) TC-C 713	0.000	4/25/2025	11/1/2043	33,329.36	33,329.36	0	0.00	33,329.36		None	None	None	None
FNMA MBS 6.006 9/25/2053	3136BQY45	External Stifel 8500 (WB 6011) TC-C 713	0.000	4/25/2025	9/25/2053	24,673.96	24,673.96	0	0.00	24,673.96		None	None	None	None
FNMA MBS Var. FNMA 10/25/2042	3136A8R36	External Stifel 8500 (WB 6011) TC-C 713	0.000	4/25/2025	10/25/2042	29,438.25	29,438.25	0	0.00	29,438.25		None	None	None	None
FNMA MBS Var. FNMA 2/25/2027	3136AVKR9	External Stifel 8500 (WB 6011) TC-C 713	0.000	4/25/2025	2/25/2027	1,254.37	1,254.37	0	0.00	1,254.37		None	None	None	None
FNMA MBS Var. FNMA 4/25/2048	3136B1VC5	External Stifel 8500 (WB 6011) TC-C 713	0.000	4/25/2025	4/25/2048	16,396.03	16,396.03	0	0.00	16,396.03		None	None	None	None
FNMA MBS Var. FNMA 7/1/2053	3140JCBL7	External Stifel 8500 (WB 6011) TC-C 713	0.000	4/25/2025	7/1/2053	6,902.52	6,902.52	0	0.00	6,902.52		None	None	None	None
FNMA MBS Var. FNMA 7/25/2049	3136B45N4	External Stifel 8500 (WB 6011) TC-C 713	0.000	4/25/2025	7/25/2049	14,633.38	14,633.38	0	0.00	14,633.38		None	None	None	None
FNMA MBS Var. FNMA 9/25/2061	3136BGXY2	External Stifel 8500 (WB 6011) TC-C 713	0.000	4/25/2025	9/25/2061	8,534.39	8,534.39	0	0.00	8,534.39		None	None	None	None
FNMA MBS Var. FNMA 9/25/2061	3136BGXY2	External Stifel 4193 (WB 0356) CC-115	0.000	4/25/2025	9/25/2061	2,088.48	2,088.48	0	0.00	2,088.48		115 Corporate Class C	External Manager Stifel	Brean Capital LLC	External Stifel 4193 (WB 0356)
FRESB MBS Var. Corp 2/25/2039	30298BAE3	External Stifel 4193 (WB 0356) CC-115	0.000	4/25/2025	2/25/2039	235.57	235.57	0	0.00	235.57		115 Corporate Class C	External Manager Stifel	Bank of America Securities	External Stifel 4193 (WB 0356)
FRESB MBS Var. Corp 3/25/2037	30295YAB2	External Stifel 4193 (WB 0356) CC-115	0.000	4/25/2025	3/25/2037	107.97	107.97	0	0.00	107.97		115 Corporate Class C	External Manager Stifel	Wells Fargo Securities	External Stifel 4193 (WB 0356)
FRESB MBS Var. Corp 5/25/2039	30298LAB7	External Stifel 4193 (WB 0356) CC-115	0.000	4/25/2025	5/25/2039	1,857.44	1,857.44	0	0.00	1,857.44		115 Corporate Class C	External Manager Stifel	Credit Suisse Securities	External Stifel 4193 (WB 0356)

Description	CUSIP/Ticker	Portfolio Name	YTM @ Cost	Settlement Date	Maturity Date	Face Amount/Shares	Principal	Price	Interest/Dividends	Total	Transaction ID	Manager	Main Fund	Broker/Dealer	Custodian
FRESB MBS Var. Corp 7/25/2038	30297PAF0	External Stifel 4193 (WB 0356) CC-115	0.000	4/25/2025	7/25/2038	2,420.34	2,420.34	0	0.00	2,420.34		115 Corporate Class C	External Manager Stifel	Bank of America Securities	External Stifel 4193 (WB 0356)
FRESB MBS Var. Corp 8/25/2039	30298WAE7	External Stifel 4193 (WB 0356) CC-115	0.000	4/25/2025	8/25/2039	9,603.07	9,603.07	0	0.00	9,603.07		115 Corporate Class C	External Manager Stifel	None	External Stifel 4193 (WB 0356)
GNMA MBS 1 1/20/2050	38383AUP7	External Stifel 8500 (WB 6011) TC-C 713	0.000	4/21/2025	1/20/2050	8,494.77	8,494.77	0	0.00	8,494.77		None	None	None	None
GNMA MBS 1.25 9/16/2027	38378HXH4	External Stifel 4193 (WB 0356) CC-115	0.000	4/16/2025	9/16/2027	1,992.38	1,992.38	0	0.00	1,992.38		115 Corporate Class C	External Manager Stifel	Morgan Stanley & Company	External Stifel 4193 (WB 0356)
GNMA MBS 2 8/20/2025	38375GG47	External Stifel 4193 (WB 0356) CC-115	0.000	4/21/2025	8/20/2025	1,320.74	1,320.74	0	0.00	1,320.74		115 Corporate Class C	External Manager Stifel	Morgan Stanley & Company	External Stifel 4193 (WB 0356)
GNMA MBS 2.4 9/16/2050	38379U4F0	External Stifel 8500 (WB 6011) TC-C 713	0.000	4/15/2025	9/16/2050	691.29	691.29	0	0.00	691.29		None	None	None	None
GNMA MBS 2.85 8/16/2054	38378XUC3	External Stifel 4193 (WB 0356) CC-115	0.000	4/16/2025	8/16/2054	738.90	738.90	0	0.00	738.90		115 Corporate Class C	External Manager Stifel	Citigroup Global Markets Inc	External Stifel 4193 (WB 0356)
GNMA MBS 3 4/20/2050	3622ABT28	External Stifel 8500 (WB 6011) TC-C 713	0.000	4/21/2025	4/20/2050	4,675.15	4,675.15	0	0.00	4,675.15		None	None	None	None
GNMA MBS 4.5 2/20/2048	38383LLS7	External Stifel 8500 (WB 6011) TC-C 713	0.000	4/21/2025	2/20/2048	32,397.27	32,397.27	0	0.00	32,397.27		None	None	None	None
GNMA MBS 5 1/20/2052	38383WWD4	External Stifel 8500 (WB 6011) TC-C 713	0.000	4/21/2025	1/20/2052	30,828.94	30,828.94	0	0.00	30,828.94		None	None	None	None
GNMA MBS 5 1/20/2054	38384MBR7	External Stifel 8500 (WB 6011) TC-C 713	0.000	4/21/2025	1/20/2054	11,993.48	11,993.48	0	0.00	11,993.48		None	None	None	None
GNMA MBS 5 10/20/2051	38384JQG2	External Stifel 8500 (WB 6011) TC-C 713	0.000	4/21/2025	10/20/2051	70,617.37	70,617.37	0	0.00	70,617.37		None	None	None	None
GNMA MBS 5 4/20/2053	36179XX50	External Stifel 8500 (WB 6011) TC-C 713	0.000	4/15/2025	4/20/2053	15,157.38	15,157.38	0	0.00	15,157.38		None	None	None	None
GNMA MBS 5.5 3/20/2048	38384AR21	External Stifel 8500 (WB 6011) TC-C 713	0.000	4/21/2025	3/20/2048	17,472.18	17,472.18	0	0.00	17,472.18		None	None	None	None
GNMA MBS Var. GNMA	3618N5BE8	External Stifel 8500	0.000	4/15/2025	11/20/2054	1,942.61	1,942.61	0	0.00	1,942.61		None	None	None	None

Description	CUSIP/Ticker	Portfolio Name	YTM @ Cost	Settlement Date	Maturity Date	Face Amount/Shares	Principal	Price	Interest/Dividends	Total	Transaction ID	Manager	Main Fund	Broker/Dealer	Custodian
11/20/2054		(WB 6011) TC-C 713													
GNMA MBS Var. GNMA 12/16/2047	38378N5Q2	External Stifel 4193 (WB 0356) CC-115	0.000	4/16/2025	12/16/2047	529.10	529.10	0	0.00	529.10		115 Corporate Class C	External Manager Stifel	Brean Capital LLC	External Stifel 4193 (WB 0356)
GNMA MBS Var. GNMA 12/16/2047	38378N5Q2	External Stifel 8500 (WB 6011) TC-C 713	0.000	4/15/2025	12/16/2047	919.76	919.76	0	0.00	919.76		None	None	None	None
GNMA MBS Var. GNMA 2/20/2041	38379WM74	External Stifel 4193 (WB 0356) CC-115	0.000	4/21/2025	2/20/2041	4,954.94	4,954.94	0	0.00	4,954.94		115 Corporate Class C	External Manager Stifel	Brean Capital LLC	External Stifel 4193 (WB 0356)
GNMA MBS Var. GNMA 2/20/2053	3622ACFD7	External Stifel 8500 (WB 6011) TC-C 713	0.000	4/21/2025	2/20/2053	68,822.71	68,822.71	0	0.00	68,822.71		None	None	None	None
GNMA MBS Var. GNMA 4/20/2054	38384MLA3	External Stifel 8500 (WB 6011) TC-C 713	0.000	4/21/2025	4/20/2054	22,283.09	22,283.09	0	0.00	22,283.09		None	None	None	None
GNMA MBS Var. GNMA 6/20/2053	3622ACNG1	External Stifel 8500 (WB 6011) TC-C 713	0.000	4/21/2025	6/20/2053	4,662.06	4,662.06	0	0.00	4,662.06		None	None	None	None
Sub Total / Average Principal Pay Down						1,358,424.79	1,358,424.79		0.00	1,358,424.79					
Withdraw															
ARPA Old National Bank MM	MM6279	ARPA Funds Money Market Accounts	0.000	4/30/2025	N/A	1,500,972.17	1,500,972.17	0	0.00	1,500,972.17		None	None	None	None
Commerce Trust MM	MM8018	External Commerce Trust 8018TC-C 713	0.000	4/30/2025	N/A	2,991.31	2,991.31	0	0.00	2,991.31	admin fees	None	None	None	None
Fifth Third Securities MM	MM1858	Will County Fifth Third 1858 (5801) TC- C 713	0.000	4/30/2025	N/A	61,000.00	61,000.00	0	0.00	61,000.00	coupon payment delayed	None	None	None	None
Fifth Third Securities MM	MM1858	Will County Fifth Third 1858 (5801) TC- C 713	0.000	4/30/2025	N/A	1,223,000.00	1,223,000.00	0	0.00	1,223,000.00	wire tr out 3169	None	None	None	None
JPMorganCash	CASH4912	Will County JPMorgan 4912 TC-C 713	0.000	4/1/2025	N/A	103,750.00	103,750.00	0	0.00	103,750.00	delayed coupon interest	None	None	None	None
Old National BankMM	MM1671	Will County MM, LGIP,	0.000	4/30/2025	N/A	10,000,000.00	10,000,000.00	0	0.00	10,000,000.00		None	None	None	None

Description	CUSIP/Ticker	Portfolio Name	YTM @ Cost	Settlement Date	Maturity Date	Face Amount/Shares	Principal	Price	Interest/Dividends	Total	Transaction ID	Manager	Main Fund	Broker/Dealer	Custodian
Old National WM MM	MM6142	Cash CC-C 115 External Old National 6142 (FMW 0334) TC-C 713	0.000	4/30/2025	N/A	1,022.50	1,022.50	0	0.00	1,022.50	monthly fee	None	None	None	None
Stifel ARPA Cash	CASH7658	External Stifel 7658 (WB 0349) ARPA	0.000	4/30/2025	N/A	5,824,738.88	5,824,738.88	0	0.00	5,824,738.88	net activity	None	None	None	None
Stifel Corporate Class C MM	MM4193	External Stifel 4193 (WB 0356) CC-115	0.000	4/30/2025	N/A	43,552.08	43,552.08	0	0.00	43,552.08	interest purchased	None	None	None	None
Stifel Corporate Class C MM	MM4193	External Stifel 4193 (WB 0356) CC-115	0.000	4/30/2025	N/A	10,994,680.00	10,994,680.00	0	0.00	10,994,680.00	purchase	None	None	None	None
Stifel Treasurer Class C MM	MM8500	External Stifel 8500 (WB 6011) TC-C 713	0.000	4/30/2025	N/A	5,879.98	5,879.98	0	0.00	5,879.98	purchased interest	None	None	None	None
Stifel Treasurer Class C MM	MM8500	External Stifel 8500 (WB 6011) TC-C 713	0.000	4/30/2025	N/A	1,527,563.98	1,527,563.98	0	0.00	1,527,563.98	pending trade	None	None	None	None
Stifel Treasurer Class C MM	MM8500	External Stifel 8500 (WB 6011) TC-C 713	0.000	4/30/2025	N/A	3,951,167.94	3,951,167.94	0	0.00	3,951,167.94	purchases	None	None	None	None
UBS Financial MM	MM2916	External UBS 2916 CC-115	0.000	4/30/2025	N/A	97.27	97.27	0	0.00	97.27	adjustment advisory fee	None	None	None	None
UBS Financial MM	MM2916	External UBS 2916 CC-115	0.000	4/30/2025	N/A	1,120.00	1,120.00	0	0.00	1,120.00	purchased interest	None	None	None	None
UBS Financial MM	MM2916	External UBS 2916 CC-115	0.000	4/30/2025	N/A	11,115.22	11,115.22	0	0.00	11,115.22	quarterly advisory fee	None	None	None	None
UBS Financial MM	MM2916	External UBS 2916 CC-115	0.000	4/30/2025	N/A	94,180.00	94,180.00	0	0.00	94,180.00	purchase	None	None	None	None
Sub Total / Average Withdraw						35,346,831.33	35,346,831.33		0.00	35,346,831.33					

Will County Fund Balances

April 2025

Cash Balances

Fund	MainAccount	Name	Opening balance	Debit	Credit	Closing balance
1010	101002	General Fund_Gen	8,620,476.34	34,163,373.38	30,954,905.55	11,828,944.17
1020	101002	General Fund_Soc	650,001.34	103,830.88	0.00	753,832.22
1030	101002	General Fund_Illin	343,791.49	232,191.39	0.00	575,982.88
1040	101002	General Fund_Tort	-2,130,438.64	0.00	138,284.00	-2,268,722.64
1050	101002	General Fund_Wor	-177,415.03	0.00	345,217.81	-522,632.84
1060	101002	General Fund_Pay	0.00	0.00	0.00	0.00
2003	101002	RTA Tax Revenue F	13,499,410.37	3,080,901.39	11,332,765.65	5,247,546.11
2101	101002	Tuberculosis Clinic	114,902.41	1,569.00	86,048.55	30,422.86
2102	101002	Health Fund-Cash	6,133,575.18	3,305,030.79	3,279,232.35	6,159,373.62
2106	101002	Highway Fund-Cas	330,439.97	1,070,186.73	776,034.42	624,592.28
2109	101002	Bridge Fund-Cash	66,854.48	0.00	5,341.84	61,512.64
2110	101002	Federal Matching	173,909.40	0.00	0.00	73,909.40
2111	101002	County Owned Par	267,333.31	32,677.75	1,813.91	298,197.15
2112	101002	Veteran's Assistan	348,519.88	0.00	99,455.86	249,064.02
2202	101002	Law Library Fund-C	58,815.83	43,945.00	25,897.54	76,863.29
2203	101002	Probation Services	300,361.56	45,990.69	18,915.15	327,437.10
2204	101002	Child Exchange Ce	48,370.49	0.00	0.00	48,370.49
2205	101002	Foreclosure Media	79,260.33	23,550.00	1,200.00	101,610.33
2405	101002	Juvenile Drug Cour	2,588.81	0.00	0.00	2,588.81
2501	101002	Sheriff's Off Duty A	27,962.88	11,891.00	9,108.00	30,745.88
2502	101002	Sheriff's Weight Sc	170,170.81	83,719.25	27,342.29	226,547.77
2504	101002	Sheriff's Arrestee's	115,172.98	2,055.00	0.00	117,227.98
2505	101002	Sheriff's Traffic Co	81,373.68	1,081.50	0.00	82,455.18
7360	101002	Federal, State, anc	-725,285.34	4,135,761.87	4,130,299.14	-719,822.61
7401	101002	Other Treasurer's /	-971,848.68	2,891,890.02	2,891,890.02	-971,848.68
7410	101002	Other Treasurer's /	34,879.61	0.00	0.00	34,879.61
7411	101002	Other Treasurer's /	-324,109.89	37,720.83	51,918.91	-338,307.97
7412	101002	Other Treasurer's /	-90,281.96	42,575.34	52,950.69	-100,657.31
7450	101002	Other Treasurer's /	480,398.57	2,796,298.74	2,808,842.89	467,854.42
7451	101002	Other Treasurer's /	50,927.99	144,744.86	197,511.70	-1,838.85
7504	101002	Other Treasurer's /	-40,997.03	52,467.59	52,467.59	-40,997.03
7505	101002	Other Treasurer's /	83,846.26	0.00	6,000.00	77,846.26
7506	101002	Other Treasurer's /	21,447.00	12,830.00	14,552.00	19,725.00
7507	101002	Other Treasurer's /	67,000.00	0.00	0.00	67,000.00
7508	101002	Other Treasurer's /	0.00	0.00	0.00	0.00
7509	101002	Other Treasurer's /	33,230.71	0.00	0.00	33,230.71
7511	101002	Other Treasurer's /	2,946.00	0.00	0.00	2,946.00
7512	101002	Other Treasurer's /	4.36	0.00	0.00	4.36
7682	101002	County Clerk_Dorr	5,673.00	1,383.00	1,065.00	5,991.00
7691	101002	Sunny Hill Nursing	97,200.00	0.00	0.00	97,200.00
9510	101002	Corporate C Settle	-4,274.39	60,708,597.12	60,115,275.96	589,046.77

Will County Fund Balances

April 2025

Fund	MainAccount Name	Opening balance	Debit	Credit	Closing balance
1010	106001 General Fund_Gen	30,672,864.43	5,229,588.80	20,000,000.00	15,902,453.23
1020	106001 General Fund_Soc	1,950,000.00	0.00	0.00	1,950,000.00
1030	106001 General Fund_Illin	7,250,000.00	0.00	0.00	7,250,000.00
1050	106001 General Fund_Wor	0.00	0.00	0.00	0.00
2003	106001 RTA Tax Revenue F	22,000,000.00	10,000,000.00	0.00	32,000,000.00
2102	106001 Health Fund-Cash	1,013,264.46	0.00	0.00	1,013,264.46
2106	106001 Highway Fund-Cas	500,000.00	0.00	0.00	500,000.00
2109	106001 Bridge Fund-Cash	250,000.00	0.00	0.00	250,000.00
2111	106001 County Owned Par	1,000,000.00	0.00	0.00	1,000,000.00
2203	106001 Probation Services	250,000.00	0.00	0.00	250,000.00
7450	106001 Other Treasurer's /	2,000,000.00	0.00	0.00	2,000,000.00
9510	106001 Corporate C Settle	0.00	15,000,000.00	15,000,000.00	0.00

External Balances

Fund	MainAccount Name	Opening balance	Debit	Credit	Closing balance
1010	112001 General Fund_Gen	5,607,161.69	0.00	0.00	5,607,161.69
1020	112001 General Fund_Soc	3,265,000.00	0.00	0.00	3,265,000.00
1030	112001 General Fund_Illin	8,700,000.00	0.00	0.00	8,700,000.00
1040	112001 General Fund_Tort	0.00	0.00	0.00	0.00
1050	112001 General Fund_Wor	0.00	0.00	0.00	0.00
1060	112001 General Fund_Pay	0.00	0.00	0.00	0.00
2003	112001 RTA Tax Revenue F	10,950,000.00	1,000,000.00	0.00	11,950,000.00
2101	112001 Tuberculosis Clinic	1,337,531.44	0.00	0.00	1,337,531.44
2102	112001 Health Fund-Inves	12,875,000.00	0.00	0.00	12,875,000.00
2106	112001 Highway Fund-Inve	3,550,000.00	0.00	1,000,000.00	2,550,000.00
2109	112001 Bridge Fund-Invest	1,190,000.00	0.00	0.00	1,190,000.00
2111	112001 County Owned Par	800,000.00	0.00	0.00	800,000.00
2202	112001 Law Library Fund-I	1,745,000.00	0.00	0.00	1,745,000.00
2203	112001 Probation Services	5,400,000.00	0.00	0.00	5,400,000.00
2204	112001 Child Exchange Ce	950,000.00	0.00	0.00	950,000.00
2205	112001 Foreclosure Media	400,000.00	0.00	0.00	400,000.00
2501	112001 Sheriff's Off Duty A	100,000.00	0.00	0.00	100,000.00
2502	112001 Sheriff's Weight Sc	650,000.00	0.00	0.00	650,000.00
2504	112001 Sheriff's Arrestee's	100,000.00	0.00	0.00	100,000.00
7411	112001 Other Treasurer's /	0.00	0.00	0.00	0.00
7505	112001 Other Treasurer's /	1,100,000.00	0.00	0.00	1,100,000.00
7509	112001 Other Treasurer's /	200,000.00	0.00	0.00	200,000.00
7511	112001 Other Treasurer's /	500,000.00	0.00	0.00	500,000.00
7691	112001 Sunny Hill Nursing	100,000.00	0.00	0.00	100,000.00

Will County Fund Balances
April 2025

Internal Balances

Fund	MainAccount	Name	Opening balance	Debit	Credit	Closing balance
1010	111001	General Fund_Gen	1,422,770.97	0.00	0.00	1,422,770.97
1020	111001	General Fund_Soc	0.00	0.00	0.00	0.00
2003	111001	RTA Tax Revenue F	2,500,000.00	0.00	0.00	2,500,000.00
2102	111001	Health Fund-Inves	0.00	0.00	0.00	0.00
9510	111001	Corporate C Settle	0.00	0.00	0.00	0.00

2025-05-28 GENERAL LEDGER SUMMARY REPORT FOR 2025, SELECTED PERIOD 05 ACCOUNTS FROM: 283001052 TO: 283001052 PAGE 1 WGL101R
G/L ACCOUNT BATCH/DESC/REF CASH RECEIPTS TRANSFER IN TRANSFER OUT DISBURSEMENTS BALANCE
283001052 BACK TAX OLD NATIONAL BANK

----- PERIOD 5 END 137,367.30 0.00 0.00 BEGIN BALANCE: 2,107,631.52
----- 113,830.07- 2,131,168.75

2025-05-28 GENERAL LEDGER SUMMARY REPORT FOR 2025, SELECTED PERIOD 05 ACCOUNTS FROM: 283001052 TO: 283001052					PAGE	2	WGL101R
G/L ACCOUNT	BATCH/DESC/REF	CASH RECEIPTS	TRANSFER IN	TRANSFER OUT	DISBURSEMENTS		BALANCE
REPORT TOTAL		137,367.30	0.00	0.00	113,830.07-		
REPORT TOTAL	BEG BALANCE	2,107,631.52		REPORT TOTAL	END BALANCE	2,131,168.75	

2025-05-28 GENERAL LEDGER SUMMARY REPORT FOR 2025, SELECTED PERIOD 05 ACCOUNTS FROM: 286001052 TO: 286001052 PAGE 1 WGL101R
G/L ACCOUNT BATCH/DESC/REF CASH RECEIPTS TRANSFER IN TRANSFER OUT DISBURSEMENTS BALANCE
286001052 MOBILE HOME OLD NATIONAL BANK

----- PERIOD 5 END 61,503.47 0.00 0.00 BEGIN BALANCE: 116,339.23
----- 414.89- 177,427.81

2025-05-28	GENERAL LEDGER SUMMARY	REPORT FOR 2025,	SELECTED PERIOD 05	ACCOUNTS FROM: 286001052	TO: 286001052	PAGE	2	WGL101R
G/L ACCOUNT	BATCH/DESC/REF	CASH RECEIPTS	TRANSFER IN	TRANSFER OUT	DISBURSEMENTS			BALANCE
REPORT TOTAL		61,503.47	0.00	0.00	414.89-			
REPORT TOTAL BEG BALANCE		116,339.23		REPORT TOTAL END BALANCE				177,427.81

----- BEGIN BALANCE: 1,904,440.45-

 290001050 50 WHEATON BK

----- BEGIN BALANCE: 1,029.00

 290001051 51 REPUBLIC BANK

----- BEGIN BALANCE: 2,500.00

 290001052 C.L. OLD NATIONAL BANK

----- BEGIN BALANCE: 2,224,351.89
 ----- PERIOD 5 END 1,963,081.26 0.00 1,616,947.77- 46,286.01- 2,524,199.37

 290001053 53 MERCHANTS & MANUFACTURERS

----- BEGIN BALANCE: 0.00

 290001054 54 FIRST AMERICAN

----- BEGIN BALANCE: 1,008.40
 ----- PERIOD 5 END 0.21 0.00 0.00 0.00 1,008.61

 290001058 58 NUMARK CRED UNION

----- BEGIN BALANCE: 1,006.06
 ----- PERIOD 5 END 0.08 0.00 0.00 0.00 1,006.14

 290001060 60 FIFTH THIRD BK

----- BEGIN BALANCE: 0.00

 290001061 61 1ST BANK MANHATTAN

----- BEGIN BALANCE: 1,500.12
 ----- PERIOD 5 END 0.02 0.00 0.00 0.00 1,500.14

 290001066 66 MIDLAND STATE BANK

----- BEGIN BALANCE: 1,000.16

 290001068 68 BUSEY BANK

----- BEGIN BALANCE: 1,000.31
 ----- PERIOD 5 END 0.03 0.00 0.00 0.00 1,000.34

 290001069 69 1ST COMMUNITY BK & TR

2025-05-28 GENERAL LEDGER SUMMARY REPORT FOR 2025, SELECTED PERIOD 05 ACCOUNTS FROM: 290001029 TO: 290001160 PAGE 2 WGL101R
 G/L ACCOUNT BATCH/DESC/REF CASH RECEIPTS TRANSFER IN TRANSFER OUT DISBURSEMENTS BALANCE
 ----- PERIOD 5 END 1.64 0.00 0.00 BEGIN BALANCE: 2,014.81
 ----- 0.00 2,016.45

 290001071 71 PROVIDENCE BK

BEGIN BALANCE: 1,500.06

290001073 73 COVANTAGE

BEGIN BALANCE: 1,000.95
 ----- PERIOD 5 END 1.54 0.00 1,002.49- 0.00 0.00

 290001076 76 HEARTLAND BANK

BEGIN BALANCE: 1,000.71

290001077 77 FIRST SECURE COMMTY

BEGIN BALANCE: 1,000.00

290001078 78 GRUNDY COUNTY NATL. BANK

BEGIN BALANCE: 1,041.97
 ----- PERIOD 5 END 3.17 0.00 0.00 0.00 1,045.14

 290001080 80 OLD SECOND BK

BEGIN BALANCE: 1,000.00

290001081 81 OLD PLANK TRAIL BK

BEGIN BALANCE: 1,000.00

290001084 84 CIBC

BEGIN BALANCE: 0.00

290001088 88 TOWN CENTER BK

BEGIN BALANCE: 1,006.17

290001089 89 FIRST SECURE BANK & TRUST CO

BEGIN BALANCE: 1,000.00

290001129 JPMORGAN CHASE

BEGIN BALANCE: 0.00

290001152 52 OLD NATIONAL BANK

2025-05-28 GENERAL LEDGER SUMMARY REPORT FOR 2025, SELECTED PERIOD 05 ACCOUNTS FROM: 290001029 TO: 290001160 PAGE 3 WGL101R

G/L ACCOUNT	BATCH/DESC/REF	CASH RECEIPTS	TRANSFER IN	TRANSFER OUT	DISBURSEMENTS	BALANCE
-----					BEGIN BALANCE:	5,734.87
-----	PERIOD 5 END	14.14	0.00	0.00	0.00	5,749.01

2025-05-28	GENERAL LEDGER SUMMARY	REPORT FOR 2025, SELECTED PERIOD 05	ACCOUNTS FROM: 290001029	TO: 290001160	PAGE	4	WGL101R
G/L ACCOUNT	BATCH/DESC/REF	CASH RECEIPTS	TRANSFER IN	TRANSFER OUT	DISBURSEMENTS		BALANCE
REPORT TOTAL		1,963,102.09	0.00	1,617,950.26-	46,286.01-		
REPORT TOTAL	BEG BALANCE	346,255.03		REPORT TOTAL	END BALANCE	645,120.85	