

FILED

2025 JUL -7 PM 2:50

WILL COUNTY CLERK
WILL COUNTY ILLINOIS

TIM BROPHY
WILL COUNTY TREASURER
EX-OFFICIO COUNTY COLLECTOR
MONTHLY REPORT
May 31, 2025



Tim Brophy
Will County Treasurer
Monthly Report
May 31, 2025



COMPLIANCE | This report is prepared for the Will County Board pursuant to Illinois Counties Code regarding the monthly report of investments and deposits (55 ILCS 5-3-11007). The code states that "on the twenty-eighth day of each month, the county treasurer shall publish a report disclosing the investments and deposits of county moneys as of the first day of that month." This report shall be transmitted to each member of the county board, and the report shall be a public record.

Security Sector	Face Amount/Shares	Market Value	Book Value	% of Portfolio	YTM @ Cost	Days To Maturity
Cash	53,755,653.19	53,755,653.19	53,755,653.19	10.88	0.00	1
Certificate Of Deposit	19,683,358.56	19,683,358.56	19,683,358.56	3.98	4.14	67
Corporate	110,955,438.48	109,291,931.94	109,870,581.62	22.24	4.30	716
Local Government Investment Pool	207,970.48	207,970.48	207,970.48	0.04	0.00	1
Money Market	112,674,666.84	112,674,666.84	112,674,666.84	22.81	3.87	1
Municipal	37,680,000.00	36,503,527.85	36,677,169.63	7.43	4.21	921
Mutual Fund	101,987.54	101,987.54	101,998.18	0.02	0.00	0
US Agency	112,405,649.05	107,969,244.46	109,615,177.88	22.19	4.02	5,885
US Treasury	51,908,000.00	51,141,431.63	51,368,883.07	10.40	3.93	386
Total / Average	499,372,724.14	491,329,772.49	493,955,459.45	100.00	3.62	1,577



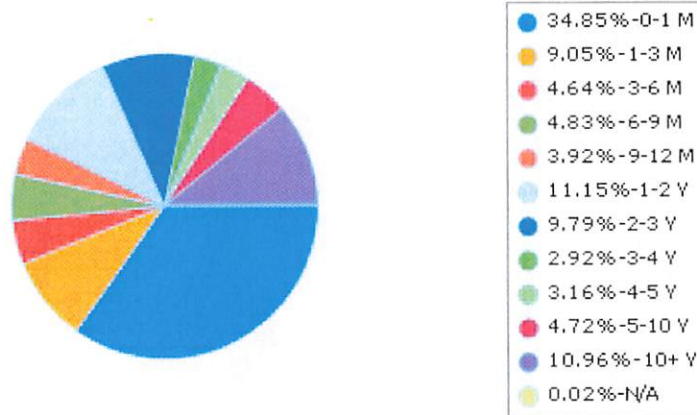
Will County Distribution by Maturity Range - Market Value All Portfolios

Begin Date: 1/31/2025, End Date: 5/31/2025

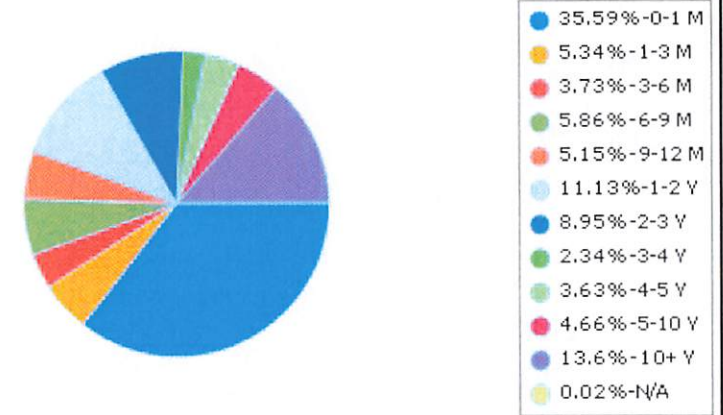
Maturity Range Allocation

Maturity Range	Market Value 1/31/2025	% of Portfolio 1/31/2025	Market Value 5/31/2025	% of Portfolio 5/31/2025
0-1 Month	176,550,201.02	34.85	174,870,131.73	35.59
1-3 Months	45,843,439.38	9.05	26,241,130.09	5.34
3-6 Months	23,485,807.82	4.64	18,327,909.67	3.73
6-9 Months	24,450,833.88	4.83	28,810,325.95	5.86
9-12 Months	19,864,481.08	3.92	25,305,811.35	5.15
1-2 Years	56,511,262.65	11.15	54,672,024.92	11.13
2-3 Years	49,592,519.20	9.79	43,959,868.78	8.95
3-4 Years	14,813,547.85	2.92	11,519,450.87	2.34
4-5 Years	15,985,040.62	3.16	17,811,246.06	3.63
5-10 Years	23,908,707.52	4.72	22,909,295.78	4.66
10+ Years	55,549,284.74	10.96	66,800,589.75	13.60
N/A	100,578.64	0.02	101,987.54	0.02
Total / Average	506,655,704.40	100.00	491,329,772.49	100.00

Portfolio Holdings as of 1/31/2025



Portfolio Holdings as of 5/31/2025



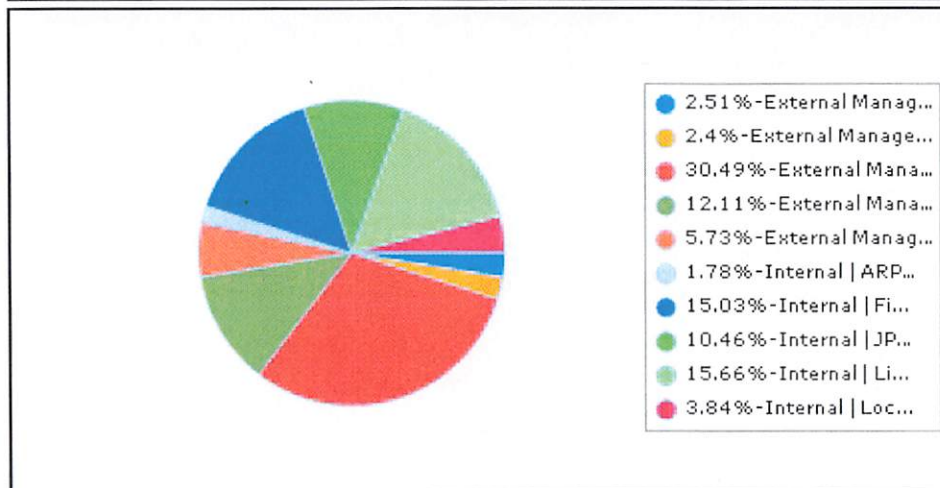


Will County Distribution by Main Fund - Market Value All Portfolios

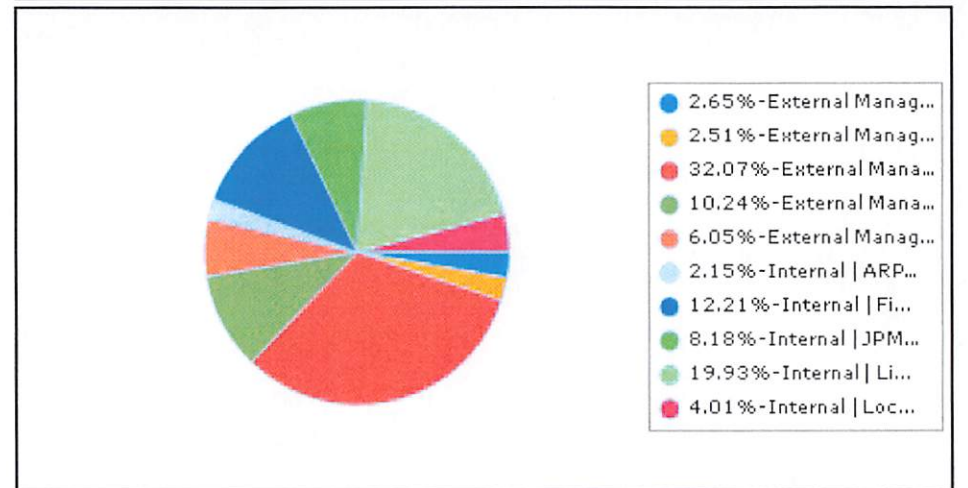
Begin Date: 1/31/2025, End Date: 5/31/2025

Main Fund Allocation				
Main Fund	Market Value 1/31/2025	% of Portfolio 1/31/2025	Market Value 5/31/2025	% of Portfolio 5/31/2025
External Manager Commerce Trust	12,724,209.60	2.51	13,003,396.86	2.65
External Manager Old National Bank	12,136,176.88	2.40	12,337,706.86	2.51
External Manager Stifel	154,491,728.39	30.49	157,591,871.44	32.07
External Manager Stifel - ARPA	61,336,091.55	12.11	50,302,040.76	10.24
External Manager UBS	29,028,428.08	5.73	29,723,139.72	6.05
Internal ARPA	9,036,640.01	1.78	10,576,541.80	2.15
Internal Fifth Third Securities	76,152,343.06	15.03	60,004,542.50	12.21
Internal JPMorgan Securities	52,971,249.27	10.46	40,198,970.82	8.18
Internal Liquid Assets	79,346,014.06	15.66	97,908,203.17	19.93
Internal Local CD Investments	19,432,823.50	3.84	19,683,358.56	4.01
Total / Average	506,655,704.40	100.00	491,329,772.49	100.00

Portfolio Holdings as of 1/31/2025



Portfolio Holdings as of 5/31/2025



Will County
Transactions Summary
MONTHLY Investment Portfolio Activity
Group By: Action
Portfolio / Report Group: All Portfolios
Begin Date: 04/30/2025, End Date: 05/31/2025

Description	CUSIP/Ticker	Portfolio Name	YTM @ Cost	Settlement Date	Maturity Date	Face Amount/Shares	Principal	Price	Interest/Dividends	Total	Transaction ID	Manager	Main Fund	Broker/Dealer	Custodian
Buy															
CitiGroup Inc 4.75 5/15/2028-26	17290ADN7	Will County Fifth Third 1858 (5801) TC-C 713	4.750	5/15/2025	5/15/2028	2,000,000.00	2,000,000.00	100	0.00	2,000,000.00		713 Treasurer Class C	Internal Fifth Third Securities	Fifth Third Securities	Fifth Third Securities 1858 (5801)
New York City NY 2.92 2/1/2027-26	64971WZV5	Will County Fifth Third 1858 (5801) TC-C 713	4.200	5/28/2025	2/1/2027	1,000,000.00	979,460.00	97.946	9,490.00	988,950.00		713 Treasurer Class C	Internal Fifth Third Securities	Fifth Third Securities	Fifth Third Securities 1858 (5801)
Republic Bank 3.99 7/22/2025	CD3691B	Will County Investments CC-C 115	3.990	5/31/2025	7/22/2025	10,801.29	10,801.29	100	0.00	10,801.29		None	None	None	None
Republic Bank 3.99 7/22/2025	CD1230B	Will County Investments TC-C 713	3.990	5/31/2025	7/22/2025	3,600.45	3,600.45	100	0.00	3,600.45		None	None	None	None
Simon Property Group 2.45 9/13/2029-29	828807DF1	External UBS 2916 CC- 115	4.600	5/21/2025	9/13/2029	50,000.00	45,837.00	91.674	231.39	46,068.39		115 Corporate Class C	External Manager UBS	UBS Financial Services	External UBS 2916
UBS Select Prime	SPPXX	External UBS 2916 CC- 115	0.000	5/31/2025	N/A	364.80	364.80	1	0.00	364.80	purchase	115 Corporate Class C	External Manager UBS	UBS Financial Services	External UBS 2916
University North Texas 4.905 4/15/2034-34	914729WTI	External Commerce Trust 8018TC-C 713	4.905	5/14/2025	4/15/2034	150,000.00	150,000.00	100	0.00	150,000.00		713 Treasurer Class C	External Manager Commerce Trust	Raymond James	External Commerce Trust 8018
Sub Total / Average Buy						3,214,766.54	3,190,063.54		9,721.39	3,199,784.93					
Called															
Anheuser-Bush Inc 4 4/13/2028-28	035240AL4	External UBS 2916 CC- 115	0.000	5/30/2025	4/13/2028	250,000.00	250,000.00	0	1,305.56	251,305.56		115 Corporate Class C	External Manager UBS	UBS Financial Services	External UBS 2916
Anheuser-Bush Inc 4 4/13/2028-28	035240AL4	External UBS 2916 CC- 115	0.000	5/30/2025	4/13/2028	250,000.00	250,000.00	0	1,305.55	251,305.55		115 Corporate Class C	External Manager UBS	UBS Financial Services	External UBS 2916
FHLMC 4.375 6/23/2026-25	3134H1V42	External Stifel 8500 (WB 6011) TC-C 713	0.000	5/23/2025	6/23/2026	1,700,000.00	1,700,000.00	0	0.00	1,700,000.00		713 Treasurer Class C	External Manager Stifel	None	External Stifel 8500 (WB6100)
Sub Total / Average Called						2,200,000.00	2,200,000.00		2,611.11	2,202,611.11					
Deposit															
ARPA Associated Bank MM	MM6704	ARPA Funds Money Market Accounts	0.000	5/31/2025	N/A	8,325.85	8,325.85	100	0.00	8,325.85		None	None	None	None
ARPA Busey Bank MM	MM8920	ARPA Funds Money Market Accounts	0.000	5/31/2025	N/A	7,468.23	7,468.23	100	0.00	7,468.23		None	None	None	None
Associated Bank MM	MM3569	Will County MM, LGIP, Cash CC-C 115	0.000	5/31/2025	N/A	8,359.20	8,359.20	100	0.00	8,359.20		None	None	None	None
Associated Bank MM	MM9160	Will County MM, LGIP, Cash TC-C 713	0.000	5/31/2025	N/A	17,490.14	17,490.14	100	0.00	17,490.14		None	None	None	None
Busey Bank MM	MM7433	Will County MM, LGIP, Cash CC-C 115	0.000	5/31/2025	N/A	4,075.27	4,075.27	100	0.00	4,075.27		None	None	None	None
Busey Bank MM	MM7425	Will County MM, LGIP, Cash TC-C 713	0.000	5/31/2025	N/A	11,112.78	11,112.78	100	0.00	11,112.78		None	None	None	None
Commerce Bank MM	MM1905	Will County MM, LGIP, Cash CC-C 115	0.000	5/31/2025	N/A	3,078.48	3,078.48	100	0.00	3,078.48		None	None	None	None
Commerce Bank MM	MM9959	Will County MM, LGIP, Cash TC-C 713	0.000	5/31/2025	N/A	1,220.24	1,220.24	100	0.00	1,220.24		None	None	None	None
Commerce Trust MM	MM8018	External Commerce Trust 8018TC-C 713	0.000	5/31/2025	N/A	537.36	537.36	100	0.00	537.36	interest mm	None	None	None	None
Commerce Trust MM	MM8018	External Commerce Trust 8018TC-C 713	0.000	5/31/2025	N/A	44,464.60	44,464.60	100	0.00	44,464.60	coupon interest	None	None	None	None
Fifth Third Bank MM	MM9989	Will County MM, LGIP, Cash TC-C 713	0.000	5/31/2025	N/A	6,225.68	6,225.68	100	0.00	6,225.68		None	None	None	None
Fifth Third Bank MM	MM9997	Will County MM, LGIP, Cash CC-C 115	0.000	5/31/2025	N/A	12,802.59	12,802.59	100	0.00	12,802.59		None	None	None	None
Fifth Third Securities MM	MM1858	Will County Fifth Third 1858 (5801) TC-C 713	0.000	5/31/2025	N/A	253,236.39	253,236.39	100	0.00	253,236.39	coupon interest	None	None	None	None
Fifth Third Securities MM	MM1858	Will County Fifth Third 1858 (5801) TC-C 713	0.000	5/31/2025	N/A	2,000,000.00	2,000,000.00	100	0.00	2,000,000.00	wire tr in maturity	None	None	None	None
Fifth Third Securities MM	MM1858	Will County Fifth Third 1858 (5801) TC-C 713	0.000	5/31/2025	N/A	2,988,950.00	2,988,950.00	100	0.00	2,988,950.00	wire tr in purchase	None	None	None	None
Fifth Third Securities MM	MM1858	Will County Fifth Third 1858 (5801) TC-C 713	0.000	5/1/2025	N/A	61,000.00	61,000.00	100	0.00	61,000.00	coupon payment delayed	None	None	None	None

Description	CUSIP/Ticker	Portfolio Name	YTM @ Cost	Settlement Date	Maturity Date	Face Amount/Shares	Principal	Price	Interest/Dividends	Total	Transaction ID	Manager	Main Fund	Broker/Dealer	Custodian
First Secure Bank & Trust MM	MM1540	Will County MM, LGIP, Cash CC-C 115	0.000	5/31/2025	N/A	8,379.47	8,379.47	100	0.00	8,379.47		None	None	None	None
First Secure Bank & Trust MM	MM1532	Will County MM, LGIP, Cash TC-C 713	0.000	5/31/2025	N/A	1,089.66	1,089.66	100	0.00	1,089.66		None	None	None	None
First Secure Community Bank MM	MM2710	Will County MM, LGIP, Cash TC-C 713	0.000	5/31/2025	N/A	5,011.72	5,011.72	100	0.00	5,011.72		None	None	None	None
First Secure Community Bank MM	MM2870	Will County MM, LGIP, Cash CC-C 115	0.000	5/31/2025	N/A	12,333.30	12,333.30	100	0.00	12,333.30		None	None	None	None
Heartland Bank & Trust MM	MM8804	Will County MM, LGIP, Cash TC-C 713	0.000	5/31/2025	N/A	3,081.15	3,081.15	100	0.00	3,081.15		None	None	None	None
MAXSAFE Bank MM	MM2144	Will County MM, LGIP, Cash TC-C 713	0.000	5/31/2025	N/A	20,243.58	20,243.58	100	0.00	20,243.58		None	None	None	None
Midland Federal MM	MM0258	Will County MM, LGIP, Cash TC-C 713	0.000	5/20/2025	N/A	1,000,000.00	1,000,000.00	100	0.00	1,000,000.00	new account	713 Treasurer Class C	Internal Liquid Assets	None	None
Old National BankMM	MM1871	Will County MM, LGIP, Cash CC-C 115	0.000	5/31/2025	N/A	89,951.22	89,951.22	100	0.00	89,951.22		None	None	None	None
Old National BankMM	MM1871	Will County MM, LGIP, Cash CC-C 115	0.000	5/5/2025	N/A	5,000,000.00	5,000,000.00	100	0.00	5,000,000.00		None	None	None	None
Old National WM MM	MM6142	External Old National 6142 (FMM 0334) TC-C 713	0.000	5/31/2025	N/A	712.37	712.37	100	0.00	712.37	interest mm	None	None	None	None
Old National WM MM	MM6142	External Old National 7142 (FMM 0334) TC-C 713	0.000	5/31/2025	N/A	27,437.50	27,437.50	100	0.00	27,437.50	coupon interest	None	None	None	None
Old Plank Trail MM	MM1766	Will County MM, LGIP, Cash CC-C 115	0.000	5/31/2025	N/A	24,764.31	24,764.31	100	0.00	24,764.31		None	None	None	None
Old Second Bank MM	MM7457	Will County MM, LGIP, Cash CC-C 115	0.000	5/31/2025	N/A	745.60	745.60	100	0.00	745.60		None	None	None	None
Old Second Bank MM	MM4914	Will County MM, LGIP, Cash TC-C 713	0.000	5/31/2025	N/A	3,509.51	3,509.51	100	0.00	3,509.51		None	None	None	None
PeopleFirst Bank MM	MM7360	Will County MM, LGIP, Cash CC-C 115	0.000	5/31/2025	N/A	24,671.72	24,671.72	100	0.00	24,671.72		None	None	None	None
PeopleFirst Bank MM	MM4000	Will County MM, LGIP, Cash TC-C 713	0.000	5/31/2025	N/A	29,897.49	29,897.49	100	0.00	29,897.49		None	None	None	None
PNC Bank MM	MM1555	Will County MM, LGIP, Cash TC-C 713	0.000	5/31/2025	N/A	5,393.74	5,393.74	100	0.00	5,393.74		None	None	None	None
Providence Bank & Trust MM	MM40203	Will County MM, LGIP, Cash TC-C 713	0.000	5/31/2025	N/A	775.75	775.75	100	0.00	775.75		None	None	None	None
Providence Bank & Trust MM	MM40195	Will County MM, LGIP, Cash CC-C 115	0.000	5/31/2025	N/A	6,802.86	6,802.86	100	0.00	6,802.86		None	None	None	None
Republic Bank MM	MM3485	Will County MM, LGIP, Cash CC-C 115	0.000	5/31/2025	N/A	17,437.31	17,437.31	100	0.00	17,437.31		None	None	None	None
Republic Bank MM	MM2085	Will County MM, LGIP, Cash TC-C 713	0.000	5/31/2025	N/A	20,863.56	20,863.56	100	0.00	20,863.56		None	None	None	None
Stifel ARPA Cash	CASH7658	External Stifel 7658 (WB 0349) ARPA	0.000	5/31/2025	N/A	982,129.30	982,129.30	100	0.00	982,129.30	net activity	None	None	None	None
Stifel Corporate Class C Cash	CASH4193	External Stifel 4193 (WB 0356) CC-115	0.000	5/31/2025	N/A	1,974,200.00	1,974,200.00	100	0.00	1,974,200.00	purchase delay	None	None	None	None
Stifel Corporate Class C MM	MM4193	External Stifel 4193 (WB 0356) CC-115	0.000	5/31/2025	N/A	4,763.13	4,763.13	100	0.00	4,763.13	interest mm	None	None	None	None
Stifel Corporate Class C MM	MM4193	External Stifel 4193 (WB 0356) CC-115	0.000	5/31/2025	N/A	27,572.13	27,572.13	100	0.00	27,572.13	principal paydowns	None	None	None	None
Stifel Corporate Class C MM	MM4193	External Stifel 4193 (WB 0356) CC-115	0.000	5/31/2025	N/A	38,507.95	38,507.95	100	0.00	38,507.95	coupon interest	None	None	None	None
Stifel Corporate Class C MM	MM4193	External Stifel 4193 (WB 0356) CC-115	0.000	5/31/2025	N/A	1,300,000.00	1,300,000.00	100	0.00	1,300,000.00	matured	None	None	None	None
Stifel Pending Trades Cash	CASH8500B	External Stifel 8500 (WB 6011) TC-C 713	0.000	5/31/2025	N/A	1,480,179.59	1,480,179.59	100	0.00	1,480,179.59	pending purchases	None	None	None	None
Stifel Treasurer Class C MM	MM8500	External Stifel 8500 (WB 6011) TC-C 713	0.000	5/31/2025	N/A	7,486.74	7,486.74	100	0.00	7,486.74	interest mm	None	None	None	None
Stifel Treasurer Class C MM	MM8500	External Stifel 8500 (WB 6011) TC-C 713	0.000	5/31/2025	N/A	19,938.69	19,938.69	100	0.00	19,938.69	pending forced	None	None	None	None
Stifel Treasurer Class C MM	MM8500	External Stifel 8500 (WB 6011) TC-C 713	0.000	5/31/2025	N/A	478,724.28	478,724.28	100	0.00	478,724.28	coupon interest	None	None	None	None
Stifel Treasurer Class C MM	MM8500	External Stifel 8500 (WB 6011) TC-C 713	0.000	5/31/2025	N/A	1,314,776.35	1,314,776.35	100	0.00	1,314,776.35	principal paydowns	None	None	None	None
Stifel Treasurer Class C MM	MM8500	External Stifel 8500 (WB 6011) TC-C 713	0.000	5/31/2025	N/A	1,700,000.00	1,700,000.00	100	0.00	1,700,000.00	called	None	None	None	None
UBS Financial MM	MM2916	External UBS 2916 CC-115	0.000	5/31/2025	N/A	15.15	15.15	100	0.00	15.15	interest mm	None	None	None	None

Description	CUSIP/Ticker	Portfolio Name	YTM @ Cost	Settlement Date	Maturity Date	Face Amount/Shares	Principal	Price	Interest/Dividends	Total	Transaction ID	Manager	Main Fund	Broker/Dealer	Custodian
UBS Financial MM	MM2916	External UBS 2916 CC-115	0.000	5/31/2025	N/A	61,014.38	61,014.38	100	0.00	61,014.38	coupon interest	None	None	None	None
UBS Financial MM	MM2916	External UBS 2916 CC-115	0.000	5/30/2025	N/A	2,611.11	2,611.11	100	0.00	2,611.11	interest called	None	None	None	None
UBS Financial MM	MM2916	External UBS 2916 CC-115	0.000	5/30/2025	N/A	500,000.00	500,000.00	100	0.00	500,000.00	called	None	None	None	None
Sub Total / Average Deposit										21,623,367.43	21,623,367.43	0.00	21,623,367.43		
Dividend															
UBS Select Prime	SPPXX	External UBS 2916 CC-115	0.000	5/31/2025	N/A	0.00	0.00		364.80	364.80	dividend	None	None	None	None
Sub Total / Average Dividend										0.00	0.00	364.80	364.80		
Interest															
Abbott Labs 3.75 11/30/2026-26	002824BF6	External Old National 6142 (FMM 0334) TC-C 713	0.000	5/30/2025	11/30/2026	0.00	0.00		5,625.00	5,625.00		None	None	None	None
Abbvie Inc 3.5 1/12/2025-25	00287YAO2	Will County Fifth Third 1858 (5801) TC-C 713	0.000	5/1/12/2025	5/1/12/2025	0.00	0.00		36,000.00	36,000.00		None	None	None	None
ACE CHUBB INA Holdings 3.35 5/3/2026-26	00440EAV9	External Commerce Trust 8018 TC-C 713	0.000	5/3/2025	5/3/2026	0.00	0.00		2,177.50	2,177.50		None	None	None	None
ARPA Associated Bank MM	MM6704	ARPA Funds Money Market Accounts	0.000	5/31/2025	N/A	0.00	0.00		8,325.85	8,325.85		None	None	None	None
ARPA Busey Bank MM	MM8920	ARPA Funds Money Market Accounts	0.000	5/31/2025	N/A	0.00	0.00		7,468.23	7,468.23		None	None	None	None
Associated Bank MM	MM3569	Will County MM, LGIP, Cash CC-C 115	0.000	5/31/2025	N/A	0.00	0.00		8,359.20	8,359.20		None	None	None	None
Associated Bank MM	MM9160	Will County MM, LGIP, Cash TC-C 713	0.000	5/31/2025	N/A	0.00	0.00		17,480.14	17,480.14		None	None	None	None
Avalonbay Community 2.95 5/1/2026-26	05348EAX7	External Commerce Trust 8018 TC-C 713	0.000	5/15/2025	5/11/2026	0.00	0.00		1,917.50	1,917.50		None	None	None	None
Bank of America 4.75 11/1/2027-25	06955JGS2	Will County Fifth Third 1858 (5801) TC-C 713	0.000	5/1/2025	11/1/2027	0.00	0.00		47,763.89	47,763.89		None	None	None	None
Bank of New York 2.8 5/4/2026	06406FAC7	External UBS 2916 CC-115	0.000	5/4/2025	5/4/2026	0.00	0.00		13,230.00	13,230.00		None	None	None	None
Busey Bank MM	MM7433	Will County MM, LGIP, Cash CC-C 115	0.000	5/31/2025	N/A	0.00	0.00		4,075.27	4,075.27		None	None	None	None
Busey Bank MM	MM7425	Will County MM, LGIP, Cash TC-C 713	0.000	5/31/2025	N/A	0.00	0.00		11,112.78	11,112.78		None	None	None	None
Caterpillar Financial 4.6 11/15/2027-25	14913UAS9	Will County Fifth Third 1858 (5801) TC-C 713	0.000	5/15/2025	11/15/2027	0.00	0.00		23,000.00	23,000.00		None	None	None	None
Citibank NA Note Var. Corp 11/19/2027 -26	17325FBL1	External Commerce Trust 8018 TC-C 713	0.000	5/19/2025	11/19/2027	0.00	0.00		3,047.50	3,047.50		None	None	None	None
Commerce Bank MM	MM1905	Will County MM, LGIP, Cash CC-C 115	0.000	5/31/2025	N/A	0.00	0.00		3,078.48	3,078.48		None	None	None	None
Commerce Bank MM	MM9959	Will County MM, LGIP, Cash TC-C 713	0.000	5/31/2025	N/A	0.00	0.00		1,220.24	1,220.24		None	None	None	None
Commerce Trust MM	MM8018	External Commerce Trust 8018 TC-C 713	0.000	5/31/2025	N/A	0.00	0.00		537.36	537.36	interest mm	None	None	None	None
Connecticut State 4.138 11/15/2027-27	207743WW1	External Stifel 8500 (WB 6011) TC-C 713	0.000	5/15/2025	11/15/2027	0.00	0.00		39,821.35	39,821.35		None	None	None	None
Enterprise AL 1.45 11/1/2026	293641VM5	External Commerce Trust 8018 TC-C 713	0.000	5/1/2025	11/1/2026	0.00	0.00		1,377.50	1,377.50		None	None	None	None
FHLMC 4.375 6/23/2026-26	3134H1V42	External Stifel 8500 (WB 6011) TC-C 713	0.000	5/23/2025	6/23/2026	0.00	0.00		37,187.50	37,187.50		713 Treasurer Stifel	External Manager Stifel	None	External Stifel 8500 (WB6100)
FHLMC MBS 1.5 11/25/2040	3137F64V6	External Stifel 8500 (WB 6011) TC-C 713	0.000	5/1/2025	11/25/2040	0.00	0.00		2,117.97	2,117.97		None	None	None	None
FHLMC MBS 1.5 11/25/2040	3137F6YK7	External Stifel 8500 (WB 6011) TC-C 713	0.000	5/1/2025	11/25/2040	0.00	0.00		2,608.25	2,608.25		None	None	None	None
FHLMC MBS 1.5 2/1/2036	3132D56Z0	External Stifel 8500 (WB 6011) TC-C 713	0.000	5/1/2025	2/1/2036	0.00	0.00		1,413.86	1,413.86		None	None	None	None
FHLMC MBS 1.662 1/1/2052	3128QCV60	External Stifel 8500 (WB 6011) TC-C 713	0.000	5/1/2025	1/1/2052	0.00	0.00		1,918.64	1,918.64		None	None	None	None
FHLMC MBS 1.75 5/15/2041	3137AXR88	External Stifel 8500 (WB 6011) TC-C 713	0.000	5/1/2025	5/15/2041	0.00	0.00		165.04	165.04		None	None	None	None
FHLMC MBS 1.75 5/15/2041	3137AXR88	External Stifel 4183 (WB 0356) CC-115	0.000	5/1/2025	5/15/2041	0.00	0.00		94.90	94.90		None	None	None	None
FHLMC MBS 3 10/15/2045	3137F3TJ8	External Stifel 8500 (WB 6011) TC-C 713	0.000	5/1/2025	10/15/2045	0.00	0.00		915.23	915.23		None	None	None	None

Description	CUSIP/Ticker	Portfolio Name	YTM @ Cost	Settlement Date	Maturity Date	Face Amount/Shares	Principal	Price	Interest/Dividends	Total	Transaction ID	Manager	Main Fund	Broker/Dealer	Custodian
FHLMC MBS 3 10/15/2045	3137F3TU8	External Siftel 4193 (WB 0356) CC-115	0.000	5/1/2025	10/15/2045	0.00	0.00	0.00	223.43	223.43		None	None	None	None
FHLMC MBS 3 2/15/2034	3137BGB40	External Siftel 8500 (WB 6011) TC-C 713	0.000	5/1/2025	2/15/2034	0.00	0.00	0.00	1,306.34	1,306.34		None	None	None	None
FHLMC MBS 3.5 11/1/2047	3132XUKF1	External Siftel 8500 (WB 6011) TC-C 713	0.000	5/1/2025	11/1/2047	0.00	0.00	0.00	3,209.55	3,209.55		None	None	None	None
FHLMC MBS 3.505 3/25/2029	3137FLN91	External Siftel 8500 (WB 6011) TC-C 713	0.000	5/1/2025	3/25/2029	0.00	0.00	0.00	2,920.83	2,920.83		None	None	None	None
FHLMC MBS 3.8 9/1/2029	3132XGQK5	External Siftel 8500 (WB 6011) TC-C 713	0.000	5/1/2025	9/1/2029	0.00	0.00	0.00	3,137.67	3,137.67		None	None	None	None
FHLMC MBS 4.1 10/1/2029	3132XKXG7	External Siftel 8500 (WB 6011) TC-C 713	0.000	5/1/2025	10/1/2029	0.00	0.00	0.00	5,979.17	5,979.17		None	None	None	None
FHLMC MBS 4.1 10/1/2029	3132XKXF9	External Siftel 8500 (WB 6011) TC-C 713	0.000	5/1/2025	10/1/2029	0.00	0.00	0.00	6,833.33	6,833.33		None	None	None	None
FHLMC MBS 4.34 8/1/2028	3132XFRM6	External Siftel 8500 (WB 6011) TC-C 713	0.000	5/1/2025	8/1/2028	0.00	0.00	0.00	7,233.33	7,233.33		None	None	None	None
FHLMC MBS 4.5 12/1/2029	3132KXK93	External Siftel 8500 (WB 6011) TC-C 713	0.000	5/1/2025	12/1/2029	0.00	0.00	0.00	4,500.00	4,500.00		None	None	None	None
FHLMC MBS 4.814 1/15/2038	3137BPPH6	External Siftel 8500 (WB 6011) TC-C 713	0.000	5/1/2025	1/15/2038	0.00	0.00	0.00	5,834.57	5,834.57		None	None	None	None
FHLMC MBS 5.706 10/25/2054	3137HFX34	External Siftel 8500 (WB 6011) TC-C 713	0.000	5/1/2025	10/25/2054	0.00	0.00	0.00	8,364.32	8,364.32		None	None	None	None
FHLMC MBS 6 1/1/2029	3132J4Q77	External Siftel 8500 (WB 6011) TC-C 713	0.000	5/1/2025	1/1/2029	0.00	0.00	0.00	1,994.94	1,994.94		None	None	None	None
FHLMC MBS 6.5 11/1/2053	3133N3ZG2	External Siftel 8500 (WB 6011) TC-C 713	0.000	5/1/2025	11/1/2053	0.00	0.00	0.00	4,994.62	4,994.62		None	None	None	None
FHLMC MBS Var. FHLMC 10/1/2054	3142BA5W8	External Siftel 8500 (WB 6011) TC-C 713	0.000	5/1/2025	10/1/2054	0.00	0.00	0.00	6,878.38	6,878.38		None	None	None	None
FHLMC MBS Var. FHLMC 2/1/2055	3128RDP00	External Siftel 8500 (WB 6011) TC-C 713	0.000	5/1/2025	2/1/2055	0.00	0.00	0.00	6,840.98	6,840.98		None	None	None	None
FHLMC MBS Var. FHLMC 3/1/2052	3142BNHB3	External Siftel 8500 (WB 6011) TC-C 713	0.000	5/1/2025	3/1/2052	0.00	0.00	0.00	3,535.94	3,535.94		None	None	None	None
FHLMC MBS Var. FHLMC 8/1/2053	3128OXD07	External Siftel 8500 (WB 6011) TC-C 713	0.000	5/1/2025	8/1/2053	0.00	0.00	0.00	6,422.30	6,422.30		None	None	None	None
FHLMC MBS Var. FHLMC 6/25/2030	3137FVN84	External Siftel 8500 (WB 6011) TC-C 713	0.000	5/1/2025	6/25/2030	0.00	0.00	0.00	5,980.16	5,980.16		None	None	None	None
FHLMC Var. FHLMC 11/25/2052	3137H9FR5	External Siftel 8500 (WB 6011) TC-C 713	0.000	5/1/2025	11/25/2052	0.00	0.00	0.00	7,292.95	7,292.95		None	None	None	None
Fifth Third Bank MM	MM8989	Will County MM, LGIP, Cash TC-C 713	0.000	5/31/2025	N/A	0.00	0.00	0.00	6,225.68	6,225.68		None	None	None	None
Fifth Third Bank MM	MM8997	Will County MM, LGIP, Cash CC-C 115	0.000	5/31/2025	N/A	0.00	0.00	0.00	12,802.59	12,802.59		None	None	None	None
First Secure Bank & Trust MM	MM1540	Will County MM, LGIP, Cash CC-C 115	0.000	5/31/2025	N/A	0.00	0.00	0.00	8,379.47	8,379.47		None	None	None	None
First Secure Bank & Trust MM	MM1532	Will County MM, LGIP, Cash TC-C 713	0.000	5/31/2025	N/A	0.00	0.00	0.00	1,089.66	1,089.66		None	None	None	None
First Secure Community Bank MM	MM2710	Will County MM, LGIP, Cash TC-C 713	0.000	5/31/2025	N/A	0.00	0.00	0.00	5,011.72	5,011.72		None	None	None	None
First Secure Community Bank MM	MM2870	Will County MM, LGIP, Cash CC-C 115	0.000	5/31/2025	N/A	0.00	0.00	0.00	12,333.30	12,333.30		None	None	None	None
FNMA MBS 1.5 6/25/2027	3136A6A20	External Siftel 4193 (WB 0356) CC-115	0.000	5/1/2025	6/25/2027	0.00	0.00	0.00	27.37	27.37		None	None	None	None
FNMA MBS 1.5 6/25/2040	3136BAFH2	External Siftel 8500 (WB 6011) TC-C 713	0.000	5/1/2025	6/25/2040	0.00	0.00	0.00	282.71	282.71		None	None	None	None
FNMA MBS 1.557 11/1/2051	3140CMNB3	External Siftel 8500 (WB 6011) TC-C 713	0.000	5/1/2025	11/1/2051	0.00	0.00	0.00	1,916.18	1,916.18		None	None	None	None
FNMA MBS 2 10/25/2041	3136A9KS6	External Siftel 4193 (WB 0356) CC-115	0.000	5/1/2025	10/25/2041	0.00	0.00	0.00	272.95	272.95		None	None	None	None
FNMA MBS 2 2/25/2049	3136BRWC2	External Siftel 8500 (WB 6011) TC-C 713	0.000	5/1/2025	2/25/2049	0.00	0.00	0.00	2,265.34	2,265.34		None	None	None	None
FNMA MBS 2.25 6/25/2044	3136AMHV4	External Siftel 8500 (WB 6011) TC-C 713	0.000	5/1/2025	6/25/2044	0.00	0.00	0.00	377.59	377.59		None	None	None	None
FNMA MBS 2.5 2/1/2035	3140XJ79	External Siftel 8500 (WB 6011) TC-C 713	0.000	5/1/2025	2/1/2035	0.00	0.00	0.00	4,343.76	4,343.76		None	None	None	None
FNMA MBS 3 1/1/2036	3140KKQ52	External Siftel 8500 (WB 6011) TC-C 713	0.000	5/1/2025	1/1/2036	0.00	0.00	0.00	5,143.57	5,143.57		None	None	None	None
FNMA MBS 3 12/1/2033	3140JGME2	External Siftel 8500 (WB 6011) TC-C 713	0.000	5/1/2025	12/1/2033	0.00	0.00	0.00	1,610.47	1,610.47		None	None	None	None
FNMA MBS 3.01 2/1/2027	3138LHG57	External Siftel 8500 (WB 6011) TC-C 713	0.000	5/1/2025	2/1/2027	0.00	0.00	0.00	4,747.65	4,747.65		None	None	None	None

Description	CUSIP/Ticker	Portfolio Name	YTM @ Cost	Settlement Date	Maturity Date	Face Amount/Shares	Principal	Price	Interest/Dividends	Total	Transaction ID	Manager	Main Fund	Broker/Dealer	Custodian
FNMA MBS 3.5 12/1/2029	3138ENZ36	External Siftel 8500 (WB 6011) TC-C 713	0.000	5/1/2025	12/1/2029	0.00	0.00	0.00	1,587.85	1,587.85		None	None	None	None
FNMA MBS 3.75 12/25/2046	3136BNDR4	External Siftel 8500 (WB 6011) TC-C 713	0.000	5/1/2025	12/25/2046	0.00	0.00	0.00	6,259.88	6,259.88		None	None	None	None
FNMA MBS 3.848 1/1/2053	3140N6FC1	External Siftel 8500 (WB 6011) TC-C 713	0.000	5/1/2025	1/1/2053	0.00	0.00	0.00	5,121.37	5,121.37		None	None	None	None
FNMA MBS 4 10/25/2033	3136BNS64	External Siftel 8500 (WB 6011) TC-C 713	0.000	5/1/2025	10/25/2033	0.00	0.00	0.00	4,884.36	4,884.36		None	None	None	None
FNMA MBS 4 6/1/2043	3140XMRB4	External Siftel 8500 (WB 6011) TC-C 713	0.000	5/1/2025	6/1/2043	0.00	0.00	0.00	5,636.85	5,636.85		None	None	None	None
FNMA MBS 4.5 6/1/2043	3140XBM7	External Siftel 8500 (WB 6011) TC-C 713	0.000	5/1/2025	6/1/2043	0.00	0.00	0.00	6,176.58	6,176.58		None	None	None	None
FNMA MBS 4.59 4/1/2028	3140LKBW4	External Siftel 8500 (WB 6011) TC-C 713	0.000	5/1/2025	4/1/2028	0.00	0.00	0.00	6,885.00	6,885.00		None	None	None	None
FNMA MBS 4.736 10/25/2039	3136BQTK5	External Siftel 8500 (WB 6011) TC-C 713	0.000	5/25/2025	10/25/2039	0.00	0.00	0.00	6,904.44	6,904.44		None	None	None	None
FNMA MBS 4.815 9/1/2028	3140LLUF6	External Siftel 8500 (WB 6011) TC-C 713	0.000	5/1/2025	9/1/2028	0.00	0.00	0.00	8,426.25	8,426.25		None	None	None	None
FNMA MBS 5.213 10/25/2052	3136BPAQ4	External Siftel 8500 (WB 6011) TC-C 713	0.000	5/1/2025	10/25/2052	0.00	0.00	0.00	11,767.88	11,767.88		None	None	None	None
FNMA MBS 5.249 3/1/2053	3140JB5T9	External Siftel 8500 (WB 6011) TC-C 713	0.000	5/1/2025	3/1/2053	0.00	0.00	0.00	6,138.01	6,138.01		None	None	None	None
FNMA MBS 6 11/1/2043	3140XUW46	External Siftel 8500 (WB 6011) TC-C 713	0.000	5/1/2025	11/1/2043	0.00	0.00	0.00	7,049.45	7,049.45		None	None	None	None
FNMA MBS 6.006 9/25/2053	3136BOY45	External Siftel 8500 (WB 6011) TC-C 713	0.000	5/1/2025	9/25/2053	0.00	0.00	0.00	6,596.70	6,596.70		None	None	None	None
FNMA MBS Var. FNMA 10/25/2042	3136A8R36	External Siftel 8500 (WB 6011) TC-C 713	0.000	5/1/2025	10/25/2042	0.00	0.00	0.00	6,471.98	6,471.98		None	None	None	None
FNMA MBS Var. FNMA 2/25/2027	3136AVKR9	External Siftel 8500 (WB 6011) TC-C 713	0.000	5/1/2025	2/25/2027	0.00	0.00	0.00	1,743.23	1,743.23		None	None	None	None
FNMA MBS Var. FNMA 4/25/2048	3136B1VC5	External Siftel 8500 (WB 6011) TC-C 713	0.000	5/1/2025	4/25/2048	0.00	0.00	0.00	5,010.98	5,010.98		None	None	None	None
FNMA MBS Var. FNMA 7/1/2053	3140JEBL7	External Siftel 8500 (WB 6011) TC-C 713	0.000	5/1/2025	7/1/2053	0.00	0.00	0.00	7,777.64	7,777.64		None	None	None	None
FNMA MBS Var. FNMA 7/25/2048	3136B45N4	External Siftel 8500 (WB 6011) TC-C 713	0.000	5/1/2025	7/25/2048	0.00	0.00	0.00	6,148.64	6,148.64		None	None	None	None
FNMA MBS Var. FNMA 9/25/2061	3136GXY2	External Siftel 8500 (WB 6011) TC-C 713	0.000	5/1/2025	9/25/2061	0.00	0.00	0.00	2,402.02	2,402.02		None	None	None	None
FNMA MBS Var. FNMA 9/25/2061	3136GXY2	External Siftel 4193 (WB 0356) CC-115	0.000	5/1/2025	9/25/2061	0.00	0.00	0.00	587.81	587.81		None	None	None	None
FRESB MBS Var. Corp 2/25/2039	30298BAE3	External Siftel 4193 (WB 0356) CC-115	0.000	5/1/2025	2/25/2039	0.00	0.00	0.00	1,067.32	1,067.32		None	None	None	None
FRESB MBS Var. Corp 3/25/2037	30295VAB2	External Siftel 4193 (WB 0356) CC-115	0.000	5/1/2025	3/25/2037	0.00	0.00	0.00	644.46	644.46		None	None	None	None
FRESB MBS Var. Corp 5/25/2038	30298LAB7	External Siftel 4193 (WB 0356) CC-115	0.000	5/1/2025	5/25/2038	0.00	0.00	0.00	299.66	299.66		None	None	None	None
FRESB MBS Var. Corp 7/25/2038	30297PAF0	External Siftel 4193 (WB 0356) CC-115	0.000	5/1/2025	7/25/2038	0.00	0.00	0.00	578.73	578.73		None	None	None	None
FRESB MBS Var. Corp 8/25/2039	30298WAE7	External Siftel 4193 (WB 0356) CC-115	0.000	5/1/2025	8/25/2039	0.00	0.00	0.00	1,943.28	1,943.28		None	None	None	None
GNMA MBS 1 1/20/2050	38383AUP7	External Siftel 8500 (WB 6011) TC-C 713	0.000	5/1/2025	1/20/2050	0.00	0.00	0.00	791.23	791.23		None	None	None	None
GNMA MBS 1.25 9/16/2027	38378HXH4	External Siftel 4193 (WB 0356) CC-115	0.000	5/1/2025	9/16/2027	0.00	0.00	0.00	14.58	14.58		None	None	None	None
GNMA MBS 2 8/20/2025	38375GG47	External Siftel 4193 (WB 0356) CC-115	0.000	5/1/2025	8/20/2025	0.00	0.00	0.00	2.02	2.02		None	None	None	None
GNMA MBS 2.4 9/16/2050	38378U4F0	External Siftel 8500 (WB 6011) TC-C 713	0.000	5/1/2025	9/16/2050	0.00	0.00	0.00	442.39	442.39		None	None	None	None
GNMA MBS 2.85 8/16/2054	38378XUC3	External Siftel 4193 (WB 0356) CC-115	0.000	5/1/2025	8/16/2054	0.00	0.00	0.00	45.64	45.64		None	None	None	None
GNMA MBS 3 4/20/2050	3822ABT28	External Siftel 8500 (WB 6011) TC-C 713	0.000	5/1/2025	4/20/2050	0.00	0.00	0.00	6,410.61	6,410.61		None	None	None	None
GNMA MBS 4.5 2/20/2048	38383LLS7	External Siftel 8500 (WB 6011) TC-C 713	0.000	5/1/2025	2/20/2048	0.00	0.00	0.00	2,853.99	2,853.99		None	None	None	None
GNMA MBS 5 1/20/2052	38383WWD4	External Siftel 8500 (WB 6011) TC-C 713	0.000	5/1/2025	1/20/2052	0.00	0.00	0.00	4,452.55	4,452.55		None	None	None	None
GNMA MBS 5 1/20/2054	38384MBR7	External Siftel 8500 (WB 6011) TC-C 713	0.000	5/1/2025	1/20/2054	0.00	0.00	0.00	4,678.45	4,678.45		None	None	None	None
GNMA MBS 5 10/20/2051	38384JDC2	External Siftel 8500 (WB 6011) TC-C 713	0.000	5/1/2025	10/20/2051	0.00	0.00	0.00	6,365.46	6,365.46		None	None	None	None

Description	CUSIP/Ticker	Portfolio Name	YTM @ Cost	Settlement Date	Maturity Date	Face Amount/Shares	Principal	Price	Interest/Dividends	Total	Transaction ID	Manager	Main Fund	Broker/Dealer	Custodian
GNMA MBS 5 4/20/2053	36179X350	External Siftel 6500 (WB 6011) TC-C 713	0.000	5/1/2025	4/20/2053	0.00	0.00	0.00	6,635.66	6,635.66		None	None	None	None
GNMA MBS 5.5 3/20/2048	38384AR21	External Siftel 6500 (WB 6011) TC-C 713	0.000	5/1/2025	3/20/2048	0.00	0.00	0.00	4,307.80	4,307.80		None	None	None	None
GNMA MBS Var. GNMA 11/20/2054	3618N5BE8	External Siftel 6500 (WB 6011) TC-C 713	0.000	5/1/2025	11/20/2054	0.00	0.00	0.00	5,589.07	5,589.07		None	None	None	None
GNMA MBS Var. GNMA 12/16/2047	38378N5Q2	External Siftel 6500 (WB 6011) TC-C 713	0.000	5/1/2025	12/16/2047	0.00	0.00	0.00	444.43	444.43		None	None	None	None
GNMA MBS Var. GNMA 12/16/2047	38378N5Q2	External Siftel 4193 (WB 0356) CC-115	0.000	5/1/2025	12/16/2047	0.00	0.00	0.00	255.66	255.66		None	None	None	None
GNMA MBS Var. GNMA 2/20/2041	38379WM74	External Siftel 6500 (WB 6011) TC-C 713	0.000	5/1/2025	2/20/2041	0.00	0.00	0.00	710.64	710.64		None	None	None	None
GNMA MBS Var. GNMA 2/20/2053	3622ACFD7	External Siftel 6500 (WB 6011) TC-C 713	0.000	5/1/2025	2/20/2053	0.00	0.00	0.00	4,199.30	4,199.30		None	None	None	None
GNMA MBS Var. GNMA 4/20/2054	38384MLA3	External Siftel 6500 (WB 6011) TC-C 713	0.000	5/1/2025	4/20/2054	0.00	0.00	0.00	8,869.58	8,869.58		None	None	None	None
GNMA MBS Var. GNMA 6/20/2053	3622ACNG1	External Siftel 6500 (WB 6011) TC-C 713	0.000	5/1/2025	6/20/2053	0.00	0.00	0.00	7,221.59	7,221.59		None	None	None	None
Gulf Power Company 3.3 5/30/2027-27	402479CF4	External Commerce Trust 8018TC-C 713	0.000	5/3/2025	5/30/2027	0.00	0.00	0.00	2,145.00	2,145.00		None	None	None	None
Harris County TX 2.363 11/15/2026-26	414008CP5	External Siftel 6500 (WB 6011) TC-C 713	0.000	5/15/2025	11/15/2026	0.00	0.00	0.00	14,768.75	14,768.75		None	None	None	None
Harris County TX 2.759 5/15/2028-28	414009NU0	External Siftel 6500 (WB 6011) TC-C 713	0.000	5/15/2025	5/15/2028	0.00	0.00	0.00	20,692.50	20,692.50		None	None	None	None
Hawaii State 3 5/1/2026	419792RD0	External UBS 2916 CC-115	0.000	5/1/2025	5/1/2026	0.00	0.00	0.00	3,525.00	3,525.00		None	None	None	None
Heartland Bank & Trust MM	MM9804	Will County MM, LGIP, Cash TC-C 713	0.000	5/3/2025	N/A	0.00	0.00	0.00	3,081.15	3,081.15		None	None	None	None
ILLINOIS STATES-111 5/1/2027	452153GS2	Will County Fifth Third 1858 (5801) TC-C 713	0.000	5/1/2025	5/1/2027	0.00	0.00	0.00	51,110.00	51,110.00		None	None	None	None
Illinois State 5.19 5/1/2027-27	452153HY8	Will County Fifth Third 1858 (5801) TC-C 713	0.000	5/1/2025	5/1/2027	0.00	0.00	0.00	71,362.50	71,362.50		None	None	None	None
Marsh & McLennan 4.55 11/8/2027-27	571748BY7	External Old National 6142 (FMM 0334) TC-C 713	0.000	5/8/2025	11/8/2027	0.00	0.00	0.00	11,375.00	11,375.00		None	None	None	None
MAXSAFE Bank MM	MM2144	Will County MM, LGIP, Cash TC-C 713	0.000	5/3/2025	N/A	0.00	0.00	0.00	20,243.58	20,243.58		None	None	None	None
MetLife Inc 3.6 11/13/2025-25	59156RB00	External UBS 2916 CC-115	0.000	5/13/2025	11/13/2025	0.00	0.00	0.00	9,000.00	9,000.00		None	None	None	None
Microsoft Corp 3.125 11/3/2025-25	594918BJ2	External UBS 2916 CC-115	0.000	5/3/2025	11/3/2025	0.00	0.00	0.00	13,890.63	13,890.63		None	None	None	None
Midland Federal MM	MM0258	Will County MM, LGIP, Cash TC-C 713	0.000	5/3/2025	N/A	0.00	0.00	0.00	1,864.65	1,864.65		None	None	None	None
New York City NY 3.7 5/1/2027-27	64971XDY1	External Siftel 6500 (WB 6011) TC-C 713	0.000	5/1/2025	5/1/2027	0.00	0.00	0.00	42,550.00	42,550.00		None	None	None	None
NSTAR Electric Company 3.2 5/15/2027-27	67021CAM9	External Commerce Trust 8018TC-C 713	0.000	5/15/2025	5/15/2027	0.00	0.00	0.00	2,080.00	2,080.00		None	None	None	None
Old National BankMM	MM1671	Will County MM, LGIP, Cash CC-C 115	0.000	5/31/2025	N/A	0.00	0.00	0.00	89,951.22	89,951.22		None	None	None	None
Old National WM MM	MM6142	External Old National 6142 (FMM 0334) TC-C 713	0.000	5/31/2025	N/A	0.00	0.00	0.00	712.37	712.37	interest mm	None	None	None	None
Old Plank Trail MM	MM1766	Will County MM, LGIP, Cash CC-C 115	0.000	5/31/2025	N/A	0.00	0.00	0.00	24,764.31	24,764.31		None	None	None	None
Old Second Bank MM	MM7457	Will County MM, LGIP, Cash CC-C 115	0.000	5/31/2025	N/A	0.00	0.00	0.00	745.60	745.60		None	None	None	None
Old Second Bank MM	MM4914	Will County MM, LGIP, Cash TC-C 713	0.000	5/31/2025	N/A	0.00	0.00	0.00	3,509.51	3,509.51		None	None	None	None
PeopleFirst Bank MM	MM7360	Will County MM, LGIP, Cash CC-C 115	0.000	5/31/2025	N/A	0.00	0.00	0.00	24,671.72	24,671.72		None	None	None	None
PeopleFirst Bank MM	MM4000	Will County MM, LGIP, Cash TC-C 713	0.000	5/31/2025	N/A	0.00	0.00	0.00	29,897.49	29,897.49		None	None	None	None
Pfizer Enterprises 4.75 5/19/2033-33	716973AE2	External UBS 2916 CC-115	0.000	5/19/2025	5/19/2033	0.00	0.00	0.00	16,625.00	16,625.00		None	None	None	None
PNC Bank MM	MM1355	Will County MM, LGIP, Cash TC-C 713	0.000	5/31/2025	N/A	0.00	0.00	0.00	5,393.74	5,393.74		None	None	None	None
Providence Bank & Trust MM	MM0203	Will County MM, LGIP, Cash TC-C 713	0.000	5/31/2025	N/A	0.00	0.00	0.00	775.75	775.75		None	None	None	None
Providence Bank & Trust MM	MM0195	Will County MM, LGIP, Cash CC-C 115	0.000	5/31/2025	N/A	0.00	0.00	0.00	6,802.86	6,802.86		None	None	None	None

Description	CUSIP/Ticker	Portfolio Name	YTM @ Cost	Settlement Date	Maturity Date	Face Amount/Shares	Principal	Price	Interest/Dividends	Total	Transaction ID	Manager	Main Fund	Broker/Dealer	Custodian
Republic Bank 3.99 7/22/2025	CD3691B	Will County Investments CC-C 115	0.00	5/31/2025	7/22/2025	0.00	0.00	0.00	10,801.29	10,801.29		None	None	None	None
Republic Bank 3.99 7/22/2025	CD1230B	Will County Investments TC-C 713	0.00	5/31/2025	7/22/2025	0.00	0.00	0.00	3,600.45	3,600.45		None	None	None	None
Republic Bank MM	MM3495	Will County MM, LGIP, Cash CC-C 115	0.00	5/31/2025	N/A	0.00	0.00	0.00	17,437.31	17,437.31		None	None	None	None
Republic Bank MM	MM2035	Will County MM, LGIP, Cash TC-C 713	0.00	5/31/2025	N/A	0.00	0.00	0.00	20,863.56	20,863.56		None	None	None	None
SBA 5.353 10/25/2052	8316A0W48	External Sifel 6500 (WB 6011) TC-C 713	0.00	5/1/2025	10/25/2052	0.00	0.00	0.00	4,935.28	4,935.28		None	None	None	None
SBA MBS 3.82 5/1/2042	83162CP49	External Sifel 8500 (WB 6011) TC-C 713	0.00	5/1/2025	5/1/2042	0.00	0.00	0.00	19,632.04	19,632.04		None	None	None	None
Sierra Pacific Power 2.6 5/1/2026-26	826418B6	External Sifel 4193 (WB 0356) CC-115	0.00	5/1/2025	5/1/2026	0.00	0.00	0.00	26,000.00	26,000.00		None	None	None	None
Slate Street Corporation 1.684 11/16/2027-26	857477B05	External Commerce Trust 8018TC-C 713	0.00	5/18/2025	11/16/2027	0.00	0.00	0.00	1,094.60	1,094.60		None	None	None	None
Sifel Corporate Class C MM	MM4193	External Sifel 4193 (WB 0356) CC-115	0.00	5/31/2025	N/A	0.00	0.00	0.00	4,763.13	4,763.13	Interest mm	None	None	None	None
Sifel Treasurer Class C MM	MM6500	External Sifel 6500 (WB 6011) TC-C 713	0.00	5/31/2025	N/A	0.00	0.00	0.00	7,466.74	7,466.74	Interest mm	None	None	None	None
T-Note 1.25 11/30/2026	91282CDK4	External Old National 6142 (FMW 0334) TC-C 713	0.00	5/31/2025	11/30/2026	0.00	0.00	0.00	3,125.00	3,125.00		None	None	None	None
T-Note 1.625 5/15/2026	912828R36	External Commerce Trust 8018TC-C 713	0.00	5/15/2025	5/15/2026	0.00	0.00	0.00	3,575.00	3,575.00		None	None	None	None
T-Note 2.25 11/15/2025	912828M56	External Commerce Trust 8018TC-C 713	0.00	5/15/2025	11/15/2025	0.00	0.00	0.00	3,375.00	3,375.00		None	None	None	None
T-Note 2.75 5/31/2029	91282CE56	External Commerce Trust 8018TC-C 713	0.00	5/31/2025	5/31/2029	0.00	0.00	0.00	6,875.00	6,875.00		None	None	None	None
T-Note 2.875 5/15/2028	912828N7	External UBS 2916 CC-115	0.00	5/15/2025	5/15/2028	0.00	0.00	0.00	4,743.75	4,743.75		None	None	None	None
T-Note 3.625 5/15/2026	91282CH80	External Commerce Trust 8018TC-C 713	0.00	5/15/2025	5/15/2026	0.00	0.00	0.00	3,625.00	3,625.00		None	None	None	None
T-Note 4.375 5/15/2034	91282CK03	External Commerce Trust 8018TC-C 713	0.00	5/15/2025	5/15/2034	0.00	0.00	0.00	7,218.75	7,218.75		None	None	None	None
T-Note 4.875 11/30/2025	91282CJL6	External Old National 6142 (FMW 0334) TC-C 713	0.00	5/31/2025	11/30/2025	0.00	0.00	0.00	7,312.50	7,312.50		None	None	None	None
Trust Bank 3.3 5/15/2026-26	86787GAJ1CT	External Commerce Trust 8018TC-C 713	0.00	5/15/2025	5/15/2026	0.00	0.00	0.00	2,145.00	2,145.00		None	None	None	None
Trust Bank 3.3 5/15/2026-26	86787GAJ1	Will County Fifth Third 1658 (6801) TC-C 713	0.00	5/15/2025	5/15/2026	0.00	0.00	0.00	8,250.00	8,250.00		None	None	None	None
UBS Financial MM	MM2916	External UBS 2916 CC-115	0.00	5/31/2025	N/A	0.00	0.00	0.00	15.15	15.15	Interest mm	None	None	None	None
University of California 0.883 5/15/2025-25	91412HG7	External Sifel 4193 (WB 0356) CC-115	0.00	5/15/2025	5/15/2025	0.00	0.00	0.00	5,739.50	5,739.50		None	None	None	None
Virginia State 1.25 11/1/2027	92818NU08	External Commerce Trust 8018TC-C 713	0.00	5/1/2025	11/1/2027	0.00	0.00	0.00	937.50	937.50		None	None	None	None
Waste Management Inc 3.15 11/15/2027-27	94106LBE8	Will County Fifth Third 1658 (6801) TC-C 713	0.00	5/15/2025	11/15/2027	0.00	0.00	0.00	15,750.00	15,750.00		None	None	None	None
Wisconsin State 2.299 5/1/2028	977100H47	External Commerce Trust 8018TC-C 713	0.00	5/1/2025	5/1/2028	0.00	0.00	0.00	2,873.75	2,873.75		None	None	None	None
Sub Total / Average Interest			0.00			0.00	0.00	0.00	1,288,276.65	1,288,276.65					
Matured															
Abbvie Inc 3.6 5/14/2025-25	00287YA02	Will County Fifth Third 1658 (6801) TC-C 713	0.00	5/14/2025	5/14/2025	2,000,000.00	2,000,000.00	0	0.00	2,000,000.00		713 Treasurer Class C	Internal Fifth Third Securities	Fifth Third Securities 1658 (6801)	Fifth Third Securities 1658 (6801)
University of California 0.883 5/15/2025-25	91412HG7	External Sifel 4193 (WB 0356) CC-115	0.00	5/15/2025	5/15/2025	1,300,000.00	1,300,000.00	0	0.00	1,300,000.00		115 Corporate Class C	External Manager Sifel	None	External Sifel 4193 (WB 0356)
Sub Total / Average Matured						3,300,000.00	3,300,000.00	0.00	0.00	3,300,000.00					
Principal Pay Down															
FHLMC MBS 1.5 11/25/2040	3137F6A6	External Sifel 6500 (WB 6011) TC-C 713	0.00	5/27/2025	11/25/2040	13,487.00	13,487.00	0	0.00	13,487.00		None	None	None	None
FHLMC MBS 1.5 11/25/2040	3137F6YK7	External Sifel 8500 (WB 6011) TC-C 713	0.00	5/27/2025	11/25/2040	13,834.00	13,834.00	0	0.00	13,834.00		None	None	None	None
FHLMC MBS 1.5 2/1/2036	3132D5620	External Sifel 6500 (WB 6011) TC-C 713	0.00	5/27/2025	2/1/2036	12,018.00	12,018.00	0	0.00	12,018.00		None	None	None	None

Description	CUSIP/Ticker	Portfolio Name	YTM @ Cost	Settlement Date	Maturity Date	Face Amount/Shares	Principal	Price	Interest/Dividends	Total	Transaction ID	Manager	Main Fund	Broker/Dealer	Custodian
FHLMC MBS 1.662 1/1/2052	31288QV60	External Stifel 6500 (WB 6011) TC-C 713	0.000	5/16/2025	1/1/2052	11,410.00	11,410.00	0	0.00	11,410.00		None	None	None	None
FHLMC MBS 1.75 5/15/2041	3137AXR88	External Stifel 6500 (WB 6011) TC-C 713	0.000	5/16/2025	5/15/2041	2,435.00	2,435.00	0	0.00	2,435.00		None	None	None	None
FHLMC MBS 1.75 5/15/2041	3137AXR88	External Stifel 4193 (WB 0356) CC-115	0.000	5/15/2025	5/15/2041	1,399.96	1,399.96	0	0.00	1,399.96		115 Corporate Class C	External Manager Stifel	Stonex Financial	External Stifel 4193 (WB 0356)
FHLMC MBS 3 10/15/2045	3137F3TU8	External Stifel 6500 (WB 6011) TC-C 713	0.000	5/16/2025	10/15/2045	11,571.00	11,571.00	0	0.00	11,571.00		None	None	None	None
FHLMC MBS 3 10/15/2045	3137F3TU8	External Stifel 4193 (WB 0356) CC-115	0.000	5/15/2025	10/15/2045	2,824.73	2,824.73	0	0.00	2,824.73		115 Corporate Class C	External Manager Stifel	Morgan Stanley & Company	External Stifel 4193 (WB 0356)
FHLMC MBS 3 2/15/2034	3137BGB40	External Stifel 6500 (WB 6011) TC-C 713	0.000	5/16/2025	2/15/2034	18,957.00	18,957.00	0	0.00	18,957.00		None	None	None	None
FHLMC MBS 3.5 1/1/2047	3132XUKF1	External Stifel 6500 (WB 6011) TC-C 713	0.000	5/16/2025	1/1/2047	12,070.00	12,070.00	0	0.00	12,070.00		None	None	None	None
FHLMC MBS 3.8 9/1/2029	3132XGOK5	External Stifel 6500 (WB 6011) TC-C 713	0.000	5/27/2025	9/1/2029	1,363.00	1,363.00	0	0.00	1,363.00		None	None	None	None
FHLMC MBS 4.814 1/15/2038	3137BPPH6	External Stifel 6500 (WB 6011) TC-C 713	0.000	5/16/2025	1/15/2038	28,081.00	28,081.00	0	0.00	28,081.00		None	None	None	None
FHLMC MBS 5.706 10/25/2054	3137HF3X4	External Stifel 6500 (WB 6011) TC-C 713	0.000	5/27/2025	10/25/2054	3,359.00	3,359.00	0	0.00	3,359.00		None	None	None	None
FHLMC MBS 6 1/1/2029	3132J4Q77	External Stifel 6500 (WB 6011) TC-C 713	0.000	5/16/2025	1/1/2029	20,233.00	20,233.00	0	0.00	20,233.00		None	None	None	None
FHLMC MBS 6.5 1/1/2053	3133N3ZG2	External Stifel 6500 (WB 6011) TC-C 713	0.000	5/27/2025	1/1/2053	142,982.00	142,982.00	0	0.00	142,982.00		None	None	None	None
FHLMC MBS Var. FHLMC 10/1/2054	3142BASW8	External Stifel 6500 (WB 6011) TC-C 713	0.000	5/16/2025	10/1/2054	1,998.00	1,998.00	0	0.00	1,998.00		None	None	None	None
FHLMC MBS Var. FHLMC 2/1/2055	31288RDP0	External Stifel 6500 (WB 6011) TC-C 713	0.000	5/16/2025	2/1/2055	47,047.00	47,047.00	0	0.00	47,047.00		None	None	None	None
FHLMC MBS Var. FHLMC 5/1/2052	3142BNHB3	External Stifel 6500 (WB 6011) TC-C 713	0.000	5/16/2025	5/1/2052	33,430.00	33,430.00	0	0.00	33,430.00		None	None	None	None
FHLMC MBS Var. FHLMC 6/1/2053	31288QXD7	External Stifel 6500 (WB 6011) TC-C 713	0.000	5/16/2025	6/1/2053	4,557.00	4,557.00	0	0.00	4,557.00		None	None	None	None
FHLMC MBS Var. FHLMC 6/25/2030	3137FVNB4	External Stifel 6500 (WB 6011) TC-C 713	0.000	5/27/2025	6/25/2030	590.00	590.00	0	0.00	590.00		None	None	None	None
FHLMC Var. FHLMC 1/1/25/2052	3137H9FR5	External Stifel 6500 (WB 6011) TC-C 713	0.000	5/27/2025	1/1/25/2052	17,217.00	17,217.00	0	0.00	17,217.00		None	None	None	None
FNMA MBS 1.5 6/25/2027	3136A6A20	External Stifel 4193 (WB 0356) CC-115	0.000	5/27/2025	6/25/2027	2,403.92	2,403.92	0	0.00	2,403.92		115 Corporate Class C	External Manager Stifel	Stonex Financial	External Stifel 4193 (WB 0356)
FNMA MBS 1.5 6/25/2040	3136BAFH2	External Stifel 6500 (WB 6011) TC-C 713	0.000	5/27/2025	6/25/2040	3,998.00	3,998.00	0	0.00	3,998.00		None	None	None	None
FNMA MBS 1.557 1/1/2051	3140MNB3	External Stifel 6500 (WB 6011) TC-C 713	0.000	5/27/2025	1/1/2051	5,515.00	5,515.00	0	0.00	5,515.00		None	None	None	None
FNMA MBS 2 10/25/2041	3136A9K56	External Stifel 4193 (WB 0356) CC-115	0.000	5/27/2025	10/25/2041	10,171.54	10,171.54	0	0.00	10,171.54		115 Corporate Class C	External Manager Stifel	Stonex Financial	External Stifel 4193 (WB 0356)
FNMA MBS 2 2/25/2049	31368KWC2	External Stifel 6500 (WB 6011) TC-C 713	0.000	5/27/2025	2/25/2049	29,837.00	29,837.00	0	0.00	29,837.00		None	None	None	None
FNMA MBS 2.25 6/25/2044	3136AMHV4	External Stifel 6500 (WB 6011) TC-C 713	0.000	5/27/2025	6/25/2044	2,887.00	2,887.00	0	0.00	2,887.00		None	None	None	None
FNMA MBS 2.5 2/1/2035	3140XJ79	External Stifel 6500 (WB 6011) TC-C 713	0.000	5/27/2025	2/1/2035	29,950.00	29,950.00	0	0.00	29,950.00		None	None	None	None
FNMA MBS 3 1/1/2036	3140XKQ52	External Stifel 6500 (WB 6011) TC-C 713	0.000	5/27/2025	1/1/2036	44,289.00	44,289.00	0	0.00	44,289.00		None	None	None	None
FNMA MBS 3 12/1/2033	3140JGME2	External Stifel 6500 (WB 6011) TC-C 713	0.000	5/27/2025	12/1/2033	7,365.00	7,365.00	0	0.00	7,365.00		None	None	None	None
FNMA MBS 3.01 2/1/2027	3138LHG57	External Stifel 6500 (WB 6011) TC-C 713	0.000	5/27/2025	2/1/2027	3,115.00	3,115.00	0	0.00	3,115.00		None	None	None	None
FNMA MBS 3.5 12/1/2029	3138ENZ36	External Stifel 6500 (WB 6011) TC-C 713	0.000	5/27/2025	12/1/2029	24,602.00	24,602.00	0	0.00	24,602.00		None	None	None	None
FNMA MBS 3.75 12/25/2046	3136BNDR4	External Stifel 6500 (WB 6011) TC-C 713	0.000	5/27/2025	12/25/2046	40,929.00	40,929.00	0	0.00	40,929.00		None	None	None	None
FNMA MBS 3.848 1/1/2053	3140N6FC1	External Stifel 6500 (WB 6011) TC-C 713	0.000	5/27/2025	1/1/2053	3,549.00	3,549.00	0	0.00	3,549.00		None	None	None	None
FNMA MBS 4 10/25/2033	31368NS64	External Stifel 6500 (WB 6011) TC-C 713	0.000	5/27/2025	10/25/2033	12,330.00	12,330.00	0	0.00	12,330.00		None	None	None	None
FNMA MBS 4 6/1/2043	3140XMRB4	External Stifel 6500 (WB 6011) TC-C 713	0.000	5/27/2025	6/1/2043	13,521.00	13,521.00	0	0.00	13,521.00		None	None	None	None
FNMA MBS 4.5 6/1/2043	3140XMBM7	External Stifel 6500 (WB 6011) TC-C 713	0.000	5/27/2025	6/1/2043	15,604.00	15,604.00	0	0.00	15,604.00		None	None	None	None
FNMA MBS 4.59 4/1/2028	3140LKBM4	External Stifel 6500 (WB 6011) TC-C 713	0.000	5/27/2025	4/1/2028	1,669.00	1,669.00	0	0.00	1,669.00		None	None	None	None

Description	CUSIP/Ticker	Portfolio Name	YTM @ Cost	Settlement Date	Maturity Date	Face Amount/Shares	Principal	Price	Interest/Dividends	Total	Transaction ID	Manager	Main Fund	Broker/Dealer	Custodian
FNMA MBS 4.736 10/25/2039	3136BQTK5	External Stifel 6500 (WB 6011) TC-C 713	0.000	5/27/2025	10/25/2039	29,858.00	29,858.00	0	0.00	29,858.00		None	None	None	None
FNMA MBS 5.213 10/25/2052	3136BPAQ4	External Stifel 6500 (WB 6011) TC-C 713	0.000	5/27/2025	10/25/2052	41,437.00	41,437.00	0	0.00	41,437.00		None	None	None	None
FNMA MBS 5.249 3/1/2053	3140JBS19	External Stifel 6500 (WB 6011) TC-C 713	0.000	5/27/2025	3/1/2053	3,951.00	3,951.00	0	0.00	3,951.00		None	None	None	None
FNMA MBS 6 11/1/2043	3140XMLK6	External Stifel 6500 (WB 6011) TC-C 713	0.000	5/27/2025	11/1/2043	33,433.00	33,433.00	0	0.00	33,433.00		None	None	None	None
FNMA MBS 6.006 9/25/2053	3136BQY45	External Stifel 6500 (WB 6011) TC-C 713	0.000	5/27/2025	9/25/2053	32,484.00	32,484.00	0	0.00	32,484.00		None	None	None	None
FNMA MBS Var. FNMA 10/25/2042	3136A8R36	External Stifel 6500 (WB 6011) TC-C 713	0.000	5/27/2025	10/25/2042	25,901.00	25,901.00	0	0.00	25,901.00		None	None	None	None
FNMA MBS Var. FNMA 2/25/2027	3136AVKR9	External Stifel 6500 (WB 6011) TC-C 713	0.000	5/27/2025	2/25/2027	1,333.00	1,333.00	0	0.00	1,333.00		None	None	None	None
FNMA MBS Var. FNMA 7/1/2053	3140JCSL7	External Stifel 6500 (WB 6011) TC-C 713	0.000	5/27/2025	7/1/2053	3,873.00	3,873.00	0	0.00	3,873.00		None	None	None	None
FNMA MBS Var. FNMA 9/25/2061	3136B8XY2	External Stifel 6500 (WB 6011) TC-C 713	0.000	5/27/2025	9/25/2061	11,410.00	11,410.00	0	0.00	11,410.00		None	None	None	None
FNMA MBS Var. FNMA 9/25/2061	3136B8XY2	External Stifel 4193 (WB 0356) CC-115	0.000	5/27/2025	9/25/2061	2,792.19	2,792.19	0	0.00	2,792.19		115 Corporate Class C	External Manager Stifel	Brean Capital LLC	External Stifel 4193 (WB 0356)
FRESB MBS Var. Corp 2/25/2039	30298BAE3	External Stifel 4193 (WB 0356) CC-115	0.000	5/27/2025	2/25/2039	288.58	288.58	0	0.00	288.58		115 Corporate Class C	External Manager Stifel	Bank of America Securities	External Stifel 4193 (WB 0356)
FRESB MBS Var. Corp 3/25/2037	30298YAB2	External Stifel 4193 (WB 0356) CC-115	0.000	5/27/2025	3/25/2037	132.76	132.76	0	0.00	132.76		115 Corporate Class C	External Manager Stifel	Wells Fargo Securities	External Stifel 4193 (WB 0356)
FRESB MBS Var. Corp 5/25/2039	30298LAB7	External Stifel 4193 (WB 0356) CC-115	0.000	5/27/2025	5/25/2039	108.81	108.81	0	0.00	108.81		115 Corporate Class C	External Manager Stifel	Credit Suisse Securities	External Stifel 4193 (WB 0356)
FRESB MBS Var. Corp 7/25/2038	30297PAF0	External Stifel 4193 (WB 0356) CC-115	0.000	5/27/2025	7/25/2038	157.65	157.65	0	0.00	157.65		115 Corporate Class C	External Manager Stifel	Bank of America Securities	External Stifel 4193 (WB 0356)
FRESB MBS Var. Corp 8/25/2039	30298WA7	External Stifel 4193 (WB 0356) CC-115	0.000	5/27/2025	8/25/2039	593.40	593.40	0	0.00	593.40		115 Corporate Class C	External Manager Stifel	Bank of America Securities	External Stifel 4193 (WB 0356)
GNMA MBS 1 1/20/2050	38393AUP7	External Stifel 6500 (WB 6011) TC-C 713	0.000	5/20/2025	1/20/2050	9,219.00	9,219.00	0	0.00	9,219.00		None	None	None	None
GNMA MBS 1.25 9/16/2027	38378YKH4	External Stifel 4193 (WB 0356) CC-115	0.000	5/16/2025	9/16/2027	2,021.60	2,021.60	0	0.00	2,021.60		115 Corporate Class C	External Manager Stifel	Morgan Stanley & Company	External Stifel 4193 (WB 0356)
GNMA MBS 2 8/20/2025	38375GG47	External Stifel 4193 (WB 0356) CC-115	0.000	5/20/2025	8/20/2025	903.94	903.94	0	0.00	903.94		None	None	None	None
GNMA MBS 2.4 9/16/2050	38379U4F0	External Stifel 6500 (WB 6011) TC-C 713	0.000	5/16/2025	9/16/2050	693.00	693.00	0	0.00	693.00		None	None	None	None
GNMA MBS 2.85 8/16/2054	38378XUC3	External Stifel 4193 (WB 0356) CC-115	0.000	5/16/2025	8/16/2054	590.04	590.04	0	0.00	590.04		115 Corporate Class C	External Manager Stifel	Morgan Stanley & Company	External Stifel 4193 (WB 0356)
GNMA MBS 3 4/20/2050	3822ABT28	External Stifel 6500 (WB 6011) TC-C 713	0.000	5/20/2025	4/20/2050	47,210.00	47,210.00	0	0.00	47,210.00		None	None	None	None
GNMA MBS 4.5 2/20/2048	38383LLS7	External Stifel 6500 (WB 6011) TC-C 713	0.000	5/20/2025	2/20/2048	14,838.35	14,838.35	0	0.00	14,838.35		None	None	None	None
GNMA MBS 5 1/20/2052	38393WWD4	External Stifel 6500 (WB 6011) TC-C 713	0.000	5/20/2025	1/20/2052	36,648.00	36,648.00	0	0.00	36,648.00		None	None	None	None
GNMA MBS 5 10/20/2051	38384MBR7	External Stifel 6500 (WB 6011) TC-C 713	0.000	5/20/2025	10/20/2051	8,771.00	8,771.00	0	0.00	8,771.00		None	None	None	None
GNMA MBS 5 4/20/2053	36179X550	External Stifel 6500 (WB 6011) TC-C 713	0.000	5/20/2025	4/20/2053	42,962.00	42,962.00	0	0.00	42,962.00		None	None	None	None
GNMA MBS 5.5 3/20/2048	38384AR21	External Stifel 6500 (WB 6011) TC-C 713	0.000	5/20/2025	3/20/2048	19,172.00	19,172.00	0	0.00	19,172.00		None	None	None	None
GNMA MBS Var. GNMA 11/20/2054	3618NSBE8	External Stifel 6500 (WB 6011) TC-C 713	0.000	5/20/2025	11/20/2054	1,937.00	1,937.00	0	0.00	1,937.00		None	None	None	None
GNMA MBS Var. GNMA 12/16/2047	38378NSO2	External Stifel 6500 (WB 6011) TC-C 713	0.000	5/16/2025	12/16/2047	923.00	923.00	0	0.00	923.00		None	None	None	None
GNMA MBS Var. GNMA 12/16/2047	38378NSO2	External Stifel 4193 (WB 0356) CC-115	0.000	5/16/2025	12/16/2047	530.75	530.75	0	0.00	530.75		115 Corporate Class C	External Manager Stifel	Brean Capital LLC	External Stifel 4193 (WB 0356)
GNMA MBS Var. GNMA 2/20/2041	38379WM74	External Stifel 4193 (WB 0356) CC-115	0.000	5/20/2025	2/20/2041	2,652.26	2,652.26	0	0.00	2,652.26		115 Corporate Class C	External Manager Stifel	Brean Capital LLC	External Stifel 4193 (WB 0356)
GNMA MBS Var. GNMA 2/20/2053	3622ACFD7	External Stifel 6500 (WB 6011) TC-C 713	0.000	5/20/2025	2/20/2053	58,988.00	58,988.00	0	0.00	58,988.00		None	None	None	None
GNMA MBS Var. GNMA 4/20/2054	38384MLA3	External Stifel 6500 (WB 6011) TC-C 713	0.000	5/20/2025	4/20/2054	27,901.00	27,901.00	0	0.00	27,901.00		None	None	None	None
GNMA MBS Var. GNMA 6/20/2053	3622ACNG1	External Stifel 6500 (WB 6011) TC-C 713	0.000	5/20/2025	6/20/2053	8,375.00	8,375.00	0	0.00	8,375.00		None	None	None	None
SBA 5.353 10/25/2052	8316A0W48	External Stifel 6500 (WB 6011) TC-C 713	0.000	5/27/2025	10/25/2052	159,557.00	159,557.00	0	0.00	159,557.00		None	None	None	None

Description	CUSIP/Ticker	Portfolio Name	YTM @ Cost	Settlement Date	Maturity Date	Face Amount/Shares	Principal	Price	Interest/Dividends	Total	Transaction ID	Manager	Main Fund	Broker/Dealer	Custodian
SBA MBS 3.82 5/1/2042	83162CP49	External Stifel 8500 (WB 6011) TC-C 713	0.000	5/16/2025	5/1/2042	41,754.00	41,754.00	0	0.00	41,754.00		None	None	None	None
Sub Total / Average Principal Pay Down						1,342,348.48	1,342,348.48		0.00	1,342,348.48					
Withdraw															
Commerce Trust Pending Trades Cash	CASH8018	External Commerce Trust 8018TC-C 713	0.000	5/1/2025	N/A	190,502.42	190,502.42	0	0.00	190,502.42		None	None	None	None
Commerce Trust MM	MM8018	External Commerce Trust 8018TC-C 713	0.000	5/31/2025	N/A	3,005.28	3,005.28	0	0.00	3,005.28	admin fees	None	None	None	None
Commerce Trust MM	MM8018	External Commerce Trust 8018TC-C 713	0.000	5/31/2025	N/A	6,875.00	6,875.00	0	0.00	6,875.00	coupon interest delayed	None	None	None	None
Commerce Trust MM	MM8018	External Commerce Trust 8018TC-C 713	0.000	5/31/2025	N/A	150,000.00	150,000.00	0	0.00	150,000.00	purchases	None	None	None	None
Fifth Third Bank MM	MM9989	Will County MM, LGIP, Cash TC-C 713	0.000	5/12/2025	N/A	48.00	48.00	0	0.00	48.00		None	None	None	None
Fifth Third Bank MM	MM9997	Will County MM, LGIP, Cash CC-C 115	0.000	5/12/2025	N/A	48.00	48.00	0	0.00	48.00		None	None	None	None
Fifth Third Securities MM	MM1858	Will County Fifth Third 1858 (5801) TC-C 713	0.000	5/31/2025	N/A	2,314,236.39	2,314,236.39	0	0.00	2,314,236.39	wire tr out 3169	None	None	None	None
Fifth Third Securities MM	MM1858	Will County Fifth Third 1858 (5801) TC-C 713	0.000	5/31/2025	N/A	2,988,950.00	2,988,950.00	0	0.00	2,988,950.00	purchase	None	None	None	None
Old National BankMM	MM1671	Will County MM, LGIP, Cash CC-C 115	0.000	5/31/2025	N/A	10,000,000.00	10,000,000.00	0	0.00	10,000,000.00		None	None	None	None
Old National WM MM	MM6142	External Old National 6142 (FMW 0334) TC-C 713	0.000	5/31/2025	N/A	1,028.98	1,028.98	0	0.00	1,028.98	monthly fee	None	None	None	None
Old National WM MM	MM6142	External Old National 6142 (FMW 0334) TC-C 713	0.000	5/31/2025	N/A	10,437.50	10,437.50	0	0.00	10,437.50	coupon interest delayed	None	None	None	None
Stifel ARPA MM	MM7658	External Stifel 7658 (WB 0349) ARPA	0.000	5/31/2025	N/A	6,711,263.67	6,711,263.67	0	0.00	6,711,263.67	net activity	None	None	None	None
Stifel Corporate Class C MM	MM4193	External Stifel 4193 (WB 0356) CC-115	0.000	5/31/2025	N/A	1,982,116.67	1,982,116.67	0	0.00	1,982,116.67	purchase 06/01/2025	None	None	None	None
Stifel Pending Trades Cash	CASH8500B	External Stifel 8500 (WB 6011) TC-C 713	0.000	5/1/2025	N/A	1,523,012.94	1,523,012.94	0	0.00	1,523,012.94		None	None	None	None
UBS Financial MM	MM2916	External UBS 2916 CC-115	0.000	5/31/2025	N/A	231.39	231.39	0	0.00	231.39	purchased interest	None	None	None	None
UBS Financial MM	MM2916	External UBS 2916 CC-115	0.000	5/31/2025	N/A	45,837.00	45,837.00	0	0.00	45,837.00	purchase	None	None	None	None
Sub Total / Average Withdraw						25,927,593.24	25,927,593.24		0.00	25,927,593.24					

 ----- PERIOD 6 END 646,721,654.05 0.00 665,475,000.00- BEGIN BALANCE: 1,904,440.45-
 ----- 0.00 20,657,786.40-

 290001050 50 WHEATON BK

 ----- PERIOD 6 END 1,127,167.72 0.00 718,000.00- BEGIN BALANCE: 1,029.00
 ----- 0.00 410,196.72

 290001051 51 REPUBLIC BANK

 ----- PERIOD 6 END 1,218,415.32 0.00 890,000.00- BEGIN BALANCE: 2,500.00
 ----- 0.00 330,915.32

 290001052 C.L. OLD NATIONAL BANK

 ----- PERIOD 6 END 220,124,415.27 328,046,000.00 455,289,234.58- BEGIN BALANCE: 2,524,199.37
 ----- 70,024,246.93- 25,381,133.13

 290001053 53 MERCHANTS & MANUFACTURERS

 ----- PERIOD 6 END 11,089,740.63 0.00 8,122,000.00- BEGIN BALANCE: 0.00
 ----- 0.00 2,968,749.24

 290001054 54 FIRST AMERICAN

 ----- PERIOD 6 END 2,863,256.47 0.00 2,151,000.00- BEGIN BALANCE: 1,006.14
 ----- 0.00 713,262.61

 290001058 58 NUMARK CRED UNION

 ----- PERIOD 6 END 3,584,435.92 0.00 2,792,000.00- BEGIN BALANCE: 1,500.14
 ----- 0.00 793,936.06

 290001060 60 FIFTH THIRD BK

 ----- PERIOD 6 END 1,127,167.72 0.00 718,000.00- BEGIN BALANCE: 1,029.00
 ----- 0.00 410,196.72

 290001061 61 1ST BANK MANHATTAN

 ----- PERIOD 6 END 1,218,415.32 0.00 890,000.00- BEGIN BALANCE: 2,500.00
 ----- 0.00 330,915.32

 290001066 66 MIDLAND STATE BANK

----- PERIOD 6 END 1,237,006.06 0.00 966,000.00- BEGIN BALANCE: 1,000.16
 0.00 272,006.22

 290001068 68 BUSEY BANK

----- PERIOD 6 END 7,607,990.24 0.00 5,728,000.00- BEGIN BALANCE: 1,000.34
 0.00 1,880,990.58

 290001069 69 1ST COMMUNITY BK & TR

----- PERIOD 6 END 1,948,238.73 0.00 1,604,000.00- BEGIN BALANCE: 2,016.45
 0.00 346,255.18

 290001071 71 PROVIDENCE BK

----- PERIOD 6 END 575,432.22 0.00 446,000.00- BEGIN BALANCE: 1,500.06
 0.00 130,932.28

 290001073 73 COVANTAGE

----- PERIOD 6 END 0.00 0.00 0.00- BEGIN BALANCE: 0.00
 0.00 0.00

 290001076 76 HEARTLAND BANK

----- PERIOD 6 END 4,312,599.46 0.00 3,279,000.00- BEGIN BALANCE: 1,000.71
 0.00 1,034,600.17

 290001077 77 FIRST SECURE COMMTY

----- PERIOD 6 END 855,661.53 0.00 688,000.00- BEGIN BALANCE: 1,000.00
 0.00 168,661.53

 290001078 78 GRUNDY COUNTY NATL. BANK

----- PERIOD 6 END 1,522,850.63 0.00 1,220,000.00- BEGIN BALANCE: 1,045.14
 0.00 303,895.77

 290001080 80 OLD SECOND BK

----- PERIOD 6 END 1,794,197.55 0.00 1,524,000.00- BEGIN BALANCE: 1,000.00
 0.00 271,197.55

 290001081 81 OLD PLANK TRAIL BK

2025-07-01 GENERAL LEDGER SUMMARY REPORT FOR 2025, SELECTED PERIOD 06 ACCOUNTS FROM: 290001029 TO: 290001160 PAGE 3 WGL101R
 G/L ACCOUNT BATCH/DESC/REF CASH RECEIPTS TRANSFER IN TRANSFER OUT DISBURSEMENTS BALANCE
 ----- PERIOD 6 END 16,338,557.42 0.00 12,558,000.00- 0.00 3,781,557.42

 290001084 84 CIBC

BEGIN BALANCE: 0.00

290001088 88 TOWN CENTER BK

BEGIN BALANCE: 1,006.17
 0.00 488,183.69

----- PERIOD 6 END 1,597,177.52 0.00 1,110,000.00-

 290001089 89 FIRST SECURE BANK & TRUST CO

BEGIN BALANCE: 1,000.00
 0.00 94,449.53

----- PERIOD 6 END 343,449.53 0.00 250,000.00-

 290001129 JPMORGAN CHASE

BEGIN BALANCE: 0.00

290001152 52 OLD NATIONAL BANK

BEGIN BALANCE: 5,749.01
 0.00 4,519,435.55

----- PERIOD 6 END 12,160,319.30 0.00 7,646,632.76-

2025-07-01	GENERAL LEDGER SUMMARY	REPORT FOR 2025,	SELECTED PERIOD 06	ACCOUNTS FROM: 290001029	TO: 290001160	PAGE	4	WGL101R
G/L ACCOUNT	BATCH/DESC/REF	CASH RECEIPTS	TRANSFER IN	TRANSFER OUT	DISBURSEMENTS			BALANCE
REPORT TOTAL		937,022,565.57	328,046,000.00	1,172,456,867.34-	70,024,246.93-			
REPORT TOTAL	BEG BALANCE	645,120.85		REPORT TOTAL	END BALANCE			23,232,572.15

2025-07-01 GENERAL LEDGER SUMMARY REPORT FOR 2025, SELECTED PERIOD 06 ACCOUNTS FROM: 283001052 TO: 283001052 PAGE 1 WGL101R
G/L ACCOUNT BATCH/DESC/REF CASH RECEIPTS TRANSFER IN TRANSFER OUT DISBURSEMENTS BALANCE
283001052 BACK TAX OLD NATIONAL BANK

-----					BEGIN BALANCE:	2,131,168.75
----- PERIOD 6 END	165,867.06	39,234.58	0.00	42,895.62-	2,293,374.77	

2025-07-01 GENERAL LEDGER SUMMARY REPORT FOR 2025, SELECTED PERIOD 06 ACCOUNTS FROM: 283001052 TO: 283001052					PAGE	2 WGL101R
G/L ACCOUNT	BATCH/DESC/REF	CASH RECEIPTS	TRANSFER IN	TRANSFER OUT	DISBURSEMENTS	BALANCE
REPORT TOTAL		165,867.06	39,234.58	0.00	42,895.62-	
REPORT TOTAL BEG BALANCE	2,131,168.75			REPORT TOTAL END BALANCE	2,293,374.77	

2025-07-01 GENERAL LEDGER SUMMARY REPORT FOR 2025, SELECTED PERIOD 06 ACCOUNTS FROM: 286001052 TO: 286001052 PAGE 1 WGL101R
G/L ACCOUNT BATCH/DESC/REF CASH RECEIPTS TRANSFER IN TRANSFER OUT DISBURSEMENTS BALANCE
286001052 MOBILE HOME OLD NATIONAL BANK

----- PERIOD 6 END 23,050.24 0.00 0.00 BEGIN BALANCE: 177,427.81
----- 556.08- 199,921.97

2025-07-01 GENERAL LEDGER SUMMARY REPORT FOR 2025, SELECTED PERIOD 06 ACCOUNTS FROM: 286001052 TO: 286001052		PAGE	2 WGL101R			
G/L ACCOUNT	BATCH/DESC/REF	CASH RECEIPTS	TRANSFER IN	TRANSFER OUT	DISBURSEMENTS	BALANCE
REPORT TOTAL		23,050.24	0.00	0.00	556.08-	
REPORT TOTAL BEG BALANCE		177,427.81		REPORT TOTAL END BALANCE	199,921.97	

Will County Fund Balances

May 2025

Cash Balances

Fund	MainAccount	Name	Opening balance	Debit	Credit	Closing balance
1010	101002	General F	11,829,019.17	19,157,107.66	22,188,771.41	8,797,355.42
1020	101002	General F	753,832.22	614,697.19	0.00	1,368,529.41
1030	101002	General F	575,982.88	1,339,364.40	0.00	1,915,347.28
1040	101002	General F	-2,268,722.64	2,015,260.32	2,858,935.51	-3,112,397.83
1050	101002	General F	-522,632.84	114,588.70	418,412.27	-826,456.41
1060	101002	General F	0.00	0.00	0.00	0.00
2003	101002	RTA Tax R	5,247,546.11	3,065,396.93	6,086,532.62	2,226,410.42
2101	101002	Tuberculo	30,422.86	20,967.91	52,561.64	-1,170.87
2102	101002	Health Fu	6,159,373.62	1,478,768.14	3,288,903.29	4,349,238.47
2106	101002	Highway F	624,592.28	282,410.51	771,774.51	135,228.28
2109	101002	Bridge Fu	61,512.64	21,344.42	40,227.65	42,629.41
2110	101002	Federal M	73,909.40	1,699.64	0.00	75,609.04
2111	101002	County O	298,197.15	32,578.00	2,319.18	328,455.97
2112	101002	Veteran's	249,064.02	0.00	102,646.28	146,417.74
2202	101002	Law Libra	76,863.29	53,841.00	37,915.51	92,788.78
2203	101002	Probation	327,437.10	26,631.48	27,284.29	326,784.29
2204	101002	Child Excl	48,370.49	0.00	0.00	48,370.49
2205	101002	Foreclosu	101,610.33	17,850.00	38,250.00	81,210.33
2405	101002	Juvenile D	2,588.81	0.00	0.00	2,588.81
2501	101002	Sheriff's C	30,745.88	20,842.00	16,142.00	35,445.88
2502	101002	Sheriff's V	226,547.77	105,254.58	57,039.05	274,763.30
2504	101002	Sheriff's A	117,227.98	1,541.51	0.00	118,769.49
2505	101002	Sheriff's T	82,455.18	721.00	0.00	83,176.18
7360	101002	Federal, S	-719,822.61	4,151,055.17	4,144,555.17	-713,322.61
7401	101002	Other Tre:	-971,848.68	4,172,005.71	4,172,005.71	-971,848.68
7410	101002	Other Tre:	34,879.61	0.00	0.00	34,879.61
7411	101002	Other Tre:	-338,307.97	157,344.88	34,560.46	-215,523.55
7412	101002	Other Tre:	-100,657.31	42,520.74	42,520.74	-100,657.31
7450	101002	Other Tre:	467,854.42	2,773,153.50	2,786,278.38	454,729.54
7451	101002	Other Tre:	-1,838.85	60,117.02	60,117.02	-1,838.85
7504	101002	Other Tre:	-40,997.03	0.00	0.00	-40,997.03
7505	101002	Other Tre:	77,846.26	4,000.00	2,000.00	79,846.26
7506	101002	Other Tre:	19,725.00	12,804.00	13,068.00	19,461.00
7507	101002	Other Tre:	67,000.00	0.00	0.00	67,000.00
7508	101002	Other Tre:	0.00	0.00	31,515.00	-31,515.00
7509	101002	Other Tre:	33,230.71	0.00	0.00	33,230.71
7511	101002	Other Tre:	2,946.00	0.00	0.00	2,946.00
7512	101002	Other Tre:	4.36	0.00	0.00	4.36
7682	101002	County Cl	5,991.00	1,440.00	1,505.00	5,926.00
7691	101002	Sunny Hill	97,200.00	0.00	0.00	97,200.00
9510	101002	Corporate	588,971.77	48,194,220.46	48,783,180.80	11.43

Will County Fund Balances

May 2025

Fund	MainAccount	Name	Opening balance	Debit	Credit	Closing balance
1010	106001	General F	15,902,453.23	0.00	0.00	15,902,453.23
1020	106001	General F	1,950,000.00	0.00	0.00	1,950,000.00
1030	106001	General F	7,250,000.00	0.00	0.00	7,250,000.00
1050	106001	General F	0.00	0.00	0.00	0.00
2003	106001	RTA Tax R	32,000,000.00	0.00	0.00	32,000,000.00
2102	106001	Health Fu	1,013,264.46	0.00	0.00	1,013,264.46
2106	106001	Highway F	500,000.00	0.00	0.00	500,000.00
2109	106001	Bridge Fu	250,000.00	0.00	0.00	250,000.00
2111	106001	County O	1,000,000.00	0.00	0.00	1,000,000.00
2203	106001	Probation	250,000.00	0.00	0.00	250,000.00
7450	106001	Other Tre	2,000,000.00	0.00	0.00	2,000,000.00
9510	106001	Corporate	0.00	0.00	0.00	0.00

External Investment Balances

Fund	MainAccount	Name	Opening balance	Debit	Credit	Closing balance
1010	112001	General F	5,971,637.14	0.00	0.00	5,971,637.14
1020	112001	General F	3,265,000.00	0.00	0.00	3,265,000.00
1030	112001	General F	8,700,000.00	0.00	0.00	8,700,000.00
1040	112001	General F	0.00	0.00	0.00	0.00
1050	112001	General F	0.00	0.00	0.00	0.00
1060	112001	General F	0.00	0.00	0.00	0.00
2003	112001	RTA Tax R	11,950,000.00	0.00	0.00	11,950,000.00
2101	112001	Tuberculo	1,337,531.44	0.00	0.00	1,337,531.44
2102	112001	Health Fu	12,875,000.00	0.00	0.00	12,875,000.00
2106	112001	Highway F	2,550,000.00	0.00	0.00	2,550,000.00
2109	112001	Bridge Fu	1,190,000.00	0.00	0.00	1,190,000.00
2111	112001	County O	800,000.00	0.00	0.00	800,000.00
2202	112001	Law Libra	1,745,000.00	0.00	0.00	1,745,000.00
2203	112001	Probation	5,400,000.00	0.00	0.00	5,400,000.00
2204	112001	Child Excl	950,000.00	0.00	0.00	950,000.00
2205	112001	Foreclosu	400,000.00	0.00	0.00	400,000.00
2501	112001	Sheriff's C	100,000.00	0.00	0.00	100,000.00
2502	112001	Sheriff's V	650,000.00	0.00	0.00	650,000.00
2504	112001	Sheriff's A	100,000.00	0.00	0.00	100,000.00
7411	112001	Other Tre	0.00	0.00	0.00	0.00
7505	112001	Other Tre	1,100,000.00	0.00	0.00	1,100,000.00
7509	112001	Other Tre	200,000.00	0.00	0.00	200,000.00
7511	112001	Other Tre	500,000.00	0.00	0.00	500,000.00
7691	112001	Sunny Hill	100,000.00	0.00	0.00	100,000.00

Will County Fund Balances

May 2025

Internal Investment Balances

Fund	MainAccount	Name	Opening balance	Debit	Credit	Closing balance
1010	111001	General F	1,422,770.97	0.00	0.00	1,422,770.97
1020	111001	General F	0.00	0.00	0.00	0.00
2003	111001	RTA Tax R	2,500,000.00	0.00	0.00	2,500,000.00
2102	111001	Health Fu	0.00	0.00	0.00	0.00
9510	111001	Corporate	0.00	0.00	0.00	0.00