

FILED

2025 JUL 31 PM 1:24

WILL COUNTY CLERK

---

---

**TIM BROPHY**  
**WILL COUNTY TREASURER**  
**EX-OFFICIO COUNTY COLLECTOR**  
**MONTHLY REPORT**  
**June 30, 2025**

---

---



**Tim Brophy**  
**Will County Treasurer**  
**Monthly Report**  
 June 30, 2025



**COMPLIANCE** | This report is prepared for the Will County Board pursuant to Illinois Counties Code regarding the monthly report of investments and deposits (55 ILCS 5-3-11007). The code states that "on the twenty-eighth day of each month, the county treasurer shall publish a report disclosing the investments and deposits of county moneys as of the first day of that month." This report shall be transmitted to each member of the county board, and the report shall be a public record.

Security Sector	Face Amount/Shares	Market Value	Book Value	% of Portfolio	YTM @ Cost	Days To Maturity
Cash	50,472,480.87	50,472,480.87	50,472,480.87	9.13	0.00	1
Certificate Of Deposit	15,552,810.72	15,552,810.72	15,552,810.72	2.81	3.94	49
Corporate	114,628,308.52	113,300,179.00	113,531,819.40	20.53	4.30	682
Local Government Investment Pool	207,970.48	207,970.48	207,970.48	0.04	0.00	1
Money Market	114,620,173.13	114,620,173.13	114,620,173.13	20.73	3.90	1
Municipal	37,630,000.00	36,671,567.25	36,671,800.74	6.63	4.21	907
Mutual Fund	102,341.06	102,341.06	102,351.70	0.02	0.00	0
US Agency	117,671,382.68	113,918,870.01	114,919,104.94	20.78	4.08	5,945
US Treasury	108,458,000.00	106,724,184.99	106,873,026.70	19.33	3.99	291
<b>Total / Average</b>	<b>559,343,467.46</b>	<b>551,570,577.51</b>	<b>552,951,538.68</b>	<b>100.00</b>	<b>3.70</b>	<b>1,494</b>



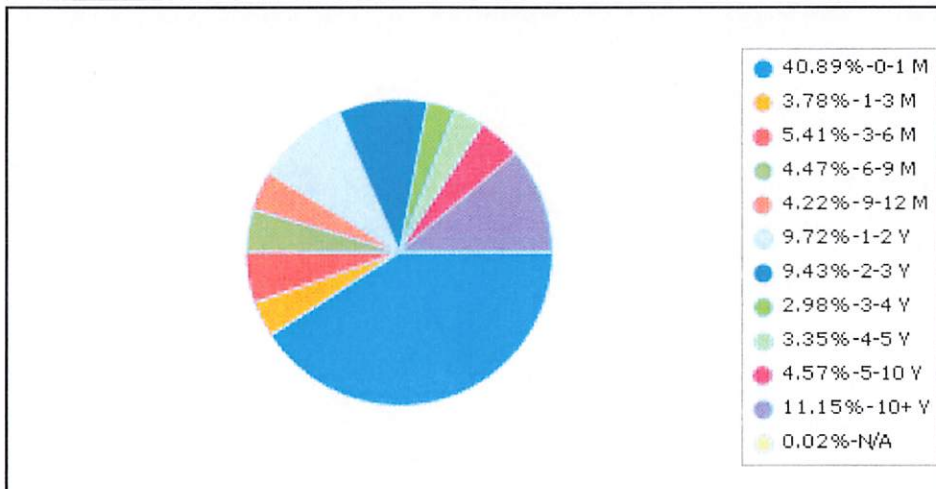
## Will County Distribution by Maturity Range - Market Value All Portfolios

Begin Date: 2/28/2025, End Date: 6/30/2025

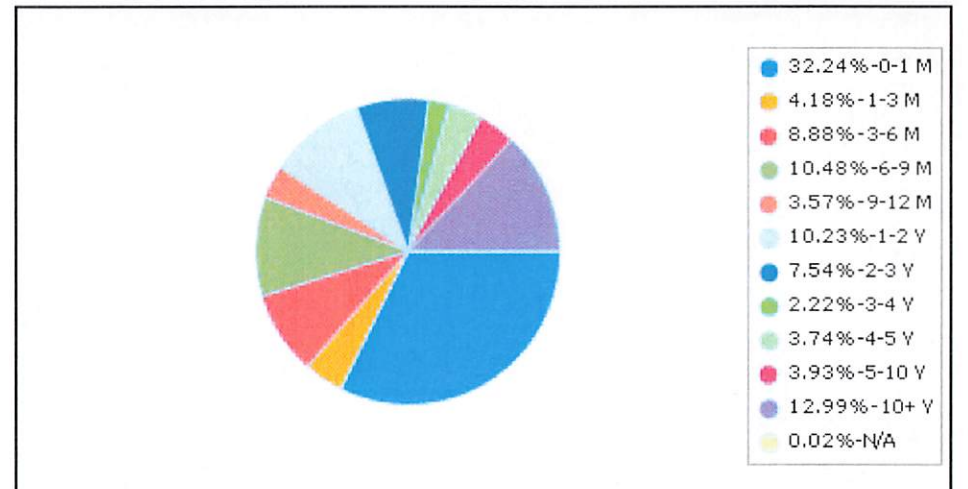
### Maturity Range Allocation

Maturity Range	Market Value 2/28/2025	% of Portfolio 2/28/2025	Market Value 6/30/2025	% of Portfolio 6/30/2025
0-1 Month	210,481,633.24	40.89	177,833,961.53	32.24
1-3 Months	19,460,347.80	3.78	23,042,855.03	4.18
3-6 Months	27,866,045.70	5.41	48,958,171.63	8.88
6-9 Months	23,017,616.88	4.47	57,783,838.49	10.48
9-12 Months	21,720,750.80	4.22	19,693,275.40	3.57
1-2 Years	50,057,311.96	9.72	56,451,067.43	10.23
2-3 Years	48,531,296.76	9.43	41,573,008.11	7.54
3-4 Years	15,341,193.12	2.98	12,218,203.58	2.22
4-5 Years	17,263,876.77	3.35	20,615,191.84	3.74
5-10 Years	23,508,366.99	4.57	21,662,810.03	3.93
10+ Years	57,406,651.02	11.15	71,635,853.38	12.99
N/A	100,907.79	0.02	102,341.06	0.02
Total / Average	514,755,998.83	100.00	551,570,577.51	100.00

**Portfolio Holdings as of 2/28/2025**



**Portfolio Holdings as of 6/30/2025**





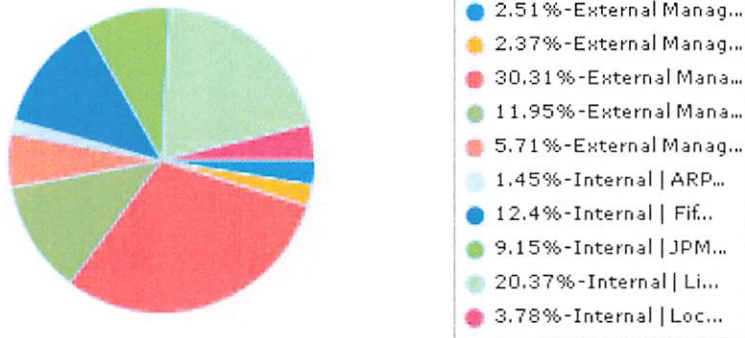
## Will County Distribution by Main Fund - Market Value All Portfolios

Begin Date: 2/28/2025, End Date: 6/30/2025

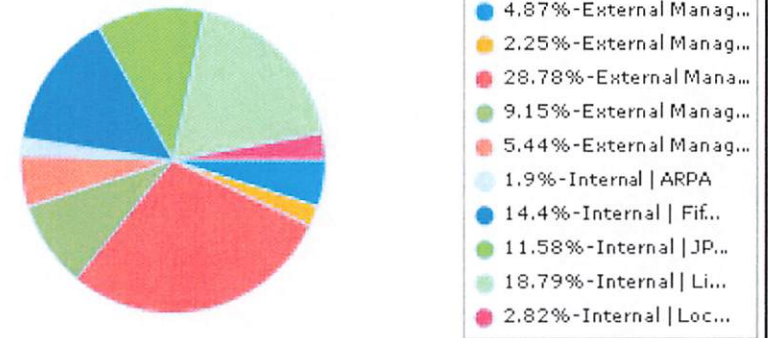
### Main Fund Allocation

Main Fund	Market Value 2/28/2025	% of Portfolio 2/28/2025	Market Value 6/30/2025	% of Portfolio 6/30/2025
External Manager   Commerce Trust	12,911,724.15	2.51	26,871,659.95	4.87
External Manager   Old National Bank	12,225,329.41	2.37	12,407,404.23	2.25
External Manager   Stifel	156,009,907.60	30.31	158,766,363.26	28.78
External Manager   Stifel - ARPA	61,499,656.22	11.95	50,472,512.44	9.15
External Manager   UBS	29,393,484.26	5.71	30,007,174.16	5.44
Internal   ARPA	7,487,307.84	1.45	10,500,378.15	1.90
Internal   Fifth Third Securities	63,810,628.09	12.40	79,435,169.50	14.40
Internal   JPMorgan Securities	47,109,136.55	9.15	63,893,212.12	11.58
Internal   Liquid Assets	104,863,118.92	20.37	103,663,892.98	18.79
Internal   Local CD Investments	19,445,705.79	3.78	15,552,810.72	2.82
<b>Total / Average</b>	<b>514,755,998.83</b>	<b>100.00</b>	<b>551,570,577.51</b>	<b>100.00</b>

### Portfolio Holdings as of 2/28/2025



### Portfolio Holdings as of 6/30/2025



Will County  
Portfolio Holdings  
Investment Portfolio | by Main Fund  
Report Format: By Transaction  
Group By: Main Fund  
Average By: Market Value  
Portfolio / Report Group: All Portfolios  
As of 6/30/2025

Description	CUSIP/Ticker	Portfolio Name	Security Sector	YTM @ Cost	Face Amount/Shares	Market Value	Maturity Date	Days To Maturity	% of Portfolio
<b>External Manager   Commerce Trust</b>									
ACE   CHUBB INA Holdings 3.35 5/3/2026-26	00440EAV9	External   Commerce Trust 8018TC-C 713	Corporate	4.571	130,000.00	129,000.30	5/3/2026	307	0.02
AFLAC Inc 1.125 3/15/2026-23	001055BK7	External   Commerce Trust 8018TC-C 713	Corporate	4.732	130,000.00	126,974.90	3/15/2026	258	0.02
American Express 5.645 4/23/2027-26	025816DT3	External   Commerce Trust 8018TC-C 713	Corporate	5.123	125,000.00	126,157.50	4/23/2027	662	0.02
Ashville NC 5.266 4/1/2035	044037DH9	External   Commerce Trust 8018TC-C 713	Municipal	5.266	200,000.00	205,326.00	4/1/2035	3,562	0.04
Avalonbay Community 2.95 5/11/2026-26	05348EAX7	External   Commerce Trust 8018TC-C 713	Corporate	4.795	130,000.00	128,454.30	5/11/2026	315	0.02
Baker Hughes Holdings 2.061 12/15/2026-26	05724BAD1	External   Commerce Trust 8018TC-C 713	Corporate	4.688	130,000.00	125,945.30	12/15/2026	533	0.02
Baltimore MD 1.575 7/1/2028-28	059231X62	External   Commerce Trust 8018TC-C 713	Municipal	4.600	250,000.00	233,182.50	7/1/2028	1,097	0.04
Bank New York Mellon 3.442 2/7/2028-27	06406RAB3	External   Commerce Trust 8018TC-C 713	Corporate	4.340	130,000.00	128,538.80	2/7/2028	952	0.02
Bank of America 2.551 2/4/2028-27	06051GKJ7	External   Commerce Trust 8018TC-C 713	Corporate	4.171	130,000.00	126,345.70	2/4/2028	949	0.02
BP Capital Markets 3.543 4/6/2027-27	10373QBK5	External   Commerce Trust 8018TC-C 713	Corporate	4.583	130,000.00	128,654.50	4/6/2027	645	0.02
California State 5.15 9/1/2034	13063EBQ8	External   Commerce Trust 8018TC-C 713	Municipal	5.046	250,000.00	256,527.50	9/1/2034	3,350	0.05
Charles Schwab 3.2 3/2/2027-26	808513AQ8	External   Commerce Trust 8018TC-C 713	Corporate	4.688	130,000.00	128,022.70	3/2/2027	610	0.02
Christian County MO 5.9 3/1/2027-27	17070PCD3	External   Commerce Trust 8018TC-C 713	Municipal	4.553	250,000.00	257,360.00	3/1/2027	609	0.05
Cintas Corporation 3.7 4/1/2027-27	17252MAN0	External   Commerce Trust 8018TC-C 713	Corporate	4.630	125,000.00	124,095.00	4/1/2027	640	0.02
Citibank NA Note Var. Corp 11/19/2027 -26	17325FBL1	External   Commerce Trust 8018TC-C 713	Corporate	4.876	125,000.00	125,760.00	11/19/2027	872	0.02
Comcast Corporation 3.3 4/1/2027-27	20030NDK4	External   Commerce Trust 8018TC-C 713	Corporate	4.668	130,000.00	128,037.00	4/1/2027	640	0.02
Commerce Trust MM	MM8018	External   Commerce Trust 8018TC-C 713	Money Market	4.230	272,941.46	272,941.46	N/A	1	0.05
Consolidated Edison CO 2.9 12/1/2026-26	209111FJ7	External   Commerce Trust 8018TC-C 713	Corporate	4.670	130,000.00	127,293.40	12/1/2026	519	0.02
Entergy LA 3.12 9/1/2027-27	29364WAZ1	External   Commerce Trust 8018TC-C 713	Corporate	4.900	130,000.00	127,153.00	9/1/2027	793	0.02
Enterprise AL 1.45 11/1/2026	293641VM5	External   Commerce Trust 8018TC-C 713	Municipal	4.479	190,000.00	183,410.80	11/1/2026	489	0.03
Enterprise Products Var. Corp 2/15/2027 -26	29379VBL6	External   Commerce Trust 8018TC-C 713	Corporate	3.950	125,000.00	124,547.50	2/15/2027	595	0.02
Florida State 2.154 7/1/2030-30	341271AF1	External   Commerce Trust 8018TC-C 713	Municipal	4.900	250,000.00	223,687.50	7/1/2030	1,827	0.04
Forest View IL 2.25 12/1/2030	346208BC4	External   Commerce Trust 8018TC-C 713	Municipal	4.900	250,000.00	223,935.00	12/1/2030	1,980	0.04
Gulf Power Company 3.3 5/30/2027-27	402479CF4	External   Commerce Trust 8018TC-C 713	Corporate	4.715	130,000.00	127,940.80	5/30/2027	699	0.02
Henry & Whiteside County IL 4.75 2/15/2026	426272EN6	External   Commerce Trust 8018TC-C 713	Municipal	4.750	200,000.00	200,310.00	2/15/2026	230	0.04
Hickory Hills IL 3.45 12/1/2025	428885BR7	External   Commerce Trust 8018TC-C 713	Municipal	4.481	125,000.00	124,572.50	12/1/2025	154	0.02
JPMorgan Chase Var. Corp 1/23/2028 -27	46647PEA0	External   Commerce Trust 8018TC-C 713	Corporate	5.040	125,000.00	126,191.25	1/23/2028	937	0.02
Kannapolis NC 1.315 4/1/2027	484580CE3	External   Commerce Trust 8018TC-C 713	Municipal	4.290	125,000.00	119,231.25	4/1/2027	640	0.02
Kentucky State 1.768 7/1/2029	491552S97	External   Commerce Trust 8018TC-C 713	Municipal	4.719	250,000.00	228,305.00	7/1/2029	1,462	0.04
Kentucky Utilities 3.3 10/1/2025-25	491674BK2	External   Commerce Trust 8018TC-C 713	Corporate	4.467	125,000.00	124,453.75	10/1/2025	93	0.02
Legg Mason Inc 4.75 3/15/2026-26	524901AV7	External   Commerce Trust 8018TC-C 713	Corporate	4.625	125,000.00	125,203.75	3/15/2026	258	0.02
Los Angeles County 4.848 7/1/2034-34	54466HNR3	External   Commerce Trust 8018TC-C 713	Municipal	5.000	260,000.00	265,210.40	7/1/2034	3,288	0.05
Lowe's Corporation 3.75 4/1/2026-26	540424AS7	External   Commerce Trust 8018TC-C 713	Corporate	4.630	125,000.00	124,342.50	4/1/2026	275	0.02
Mansfield Texas 4.66 8/1/2030	564381FZ9	External   Commerce Trust 8018TC-C 713	Municipal	4.900	130,000.00	131,288.30	8/1/2030	1,858	0.02
Miami-Dade County FL 3.275 10/1/2029	59333P4P0	External   Commerce Trust 8018TC-C 713	Municipal	4.774	250,000.00	241,440.00	10/1/2029	1,554	0.04
Mid-America APTS 1.1 9/15/2026-26	59523UAT4	External   Commerce Trust 8018TC-C 713	Corporate	4.747	130,000.00	125,274.50	9/15/2026	442	0.02
Morgan Stanley 1.512 7/20/2027-26	61747YEC5	External   Commerce Trust 8018TC-C 713	Corporate	3.556	130,000.00	126,107.80	7/20/2027	750	0.02
National Rural Utilities 3.05 4/25/2027-27	637432NN1	External   Commerce Trust 8018TC-C 713	Corporate	4.700	130,000.00	127,601.50	4/25/2027	664	0.02
New York NY 4.45 4/1/2026-26	64966QW89	External   Commerce Trust 8018TC-C 713	Municipal	4.319	125,000.00	125,193.75	4/1/2026	275	0.02
NSTAR Electric Company 3.2 5/15/2027-27	67021CAM9	External   Commerce Trust 8018TC-C 713	Corporate	4.704	130,000.00	127,852.40	5/15/2027	684	0.02
Palmdale CA 5.8 6/1/2031-31	69672DCJ0	External   Commerce Trust 8018TC-C 713	Municipal	4.933	240,000.00	255,124.80	6/1/2031	2,162	0.05
PayPal Holdings Inc 2.65 10/1/2026-26	70450YAD5	External   Commerce Trust 8018TC-C 713	Corporate	4.709	130,000.00	127,660.00	10/1/2026	458	0.02
Pennsylvania Economic Devel 2.622 6/15/2033-33	70869PMY0	External   Commerce Trust 8018TC-C 713	Municipal	5.042	250,000.00	215,325.00	6/15/2033	2,907	0.04
PNC Financial Services 1.15 8/13/2026-26	693475BB0	External   Commerce Trust 8018TC-C 713	Corporate	4.715	130,000.00	125,602.10	8/13/2026	409	0.02
Realty Income Corporation 4.45 9/15/2026-26	756109BY9	External   Commerce Trust 8018TC-C 713	Corporate	4.749	125,000.00	125,041.25	9/15/2026	442	0.02
Reedy Creek FL 2.147 6/1/2029-29	758449SA1	External   Commerce Trust 8018TC-C 713	Municipal	4.649	250,000.00	233,447.50	6/1/2029	1,432	0.04
SSM Health Care 3.823 6/1/2027	784710AA3	External   Commerce Trust 8018TC-C 713	Corporate	4.676	130,000.00	128,948.30	6/1/2027	701	0.02
State Street Corporation 1.684 11/18/2027-26	857477BQ5	External   Commerce Trust 8018TC-C 713	Corporate	3.652	130,000.00	125,460.40	11/18/2027	871	0.02

Description	CUSIP/Ticker	Portfolio Name	Security Sector	YTM @ Cost	Face Amount/Shares	Market Value	Maturity Date	Days To Maturity	% of Portfolio
T-Bill 0 11/28/2025	912797NL7-0595	Will County   Commerce Trust 0595 CC-115	US Treasury	4.010	7,000,000.00	6,878,865.21	11/28/2025	151	1.25
T-Bill 0 12/26/2025	912797NU7-0595	Will County   Commerce Trust 0595 CC-115	US Treasury	4.004	7,000,000.00	6,857,297.23	12/26/2025	179	1.24
The Priceline   Booking Holdings Inc 3.6 6/1/2026-	741503AZ9	External   Commerce Trust 8018TC-C 713	Corporate	4.516	125,000.00	124,210.00	6/1/2026	336	0.02
T-Note 1.625 5/15/2026	912828R36	External   Commerce Trust 8018TC-C 713	US Treasury	4.259	440,000.00	430,905.20	5/15/2026	319	0.08
T-Note 2.25 11/15/2025	912828M56	External   Commerce Trust 8018TC-C 713	US Treasury	4.298	150,000.00	148,869.00	11/15/2025	138	0.03
T-Note 2.375 3/31/2029	91282CEE7	External   Commerce Trust 8018TC-C 713	US Treasury	4.379	450,000.00	428,872.50	3/31/2029	1,370	0.08
T-Note 2.75 5/31/2029	91282CES6	External   Commerce Trust 8018TC-C 713	US Treasury	4.579	500,000.00	482,240.00	5/31/2029	1,431	0.09
T-Note 3.75 8/31/2026	91282CLH2	External   Commerce Trust 8018TC-C 713	US Treasury	4.285	725,000.00	723,390.50	8/31/2026	427	0.13
T-Note 3.75 8/31/2031	91282CLJ8	External   Commerce Trust 8018TC-C 713	US Treasury	4.481	320,000.00	317,088.00	8/31/2031	2,253	0.06
T-Note 3.75 8/31/2031	91282CLJ8	External   Commerce Trust 8018TC-C 713	US Treasury	4.686	350,000.00	346,815.00	8/31/2031	2,253	0.06
T-Note 4.25 5/15/2035	91282CNC1	External   Commerce Trust 8018TC-C 713	US Treasury	4.374	400,000.00	400,656.00	5/15/2035	3,606	0.07
T-Note 4.375 12/15/2026	91282CJP7	External   Commerce Trust 8018TC-C 713	US Treasury	4.290	300,000.00	302,286.00	12/15/2026	533	0.05
T-Note 4.375 5/15/2034	91282CKQ3	External   Commerce Trust 8018TC-C 713	US Treasury	4.567	330,000.00	335,247.00	5/15/2034	3,241	0.06
Toyota Motor Credit 4.625 1/12/2028-23	89236TKQ7-CT	External   Commerce Trust 8018TC-C 713	Corporate	4.869	125,000.00	126,512.50	1/12/2028	926	0.02
Truist Bank 3.3 5/15/2026-26	86787GAJ1-CT	External   Commerce Trust 8018TC-C 713	Corporate	4.900	130,000.00	128,735.10	5/15/2026	319	0.02
University Houston TX 4.512 2/15/2033	914302MN1	External   Commerce Trust 8018TC-C 713	Municipal	4.980	250,000.00	251,365.00	2/15/2033	2,787	0.05
University North Texas 4.905 4/15/2034-34	914729WT1	External   Commerce Trust 8018TC-C 713	Municipal	4.905	150,000.00	151,876.50	4/15/2034	3,211	0.03
US Bank National Var. Corp 10/22/2027 -26	90331HPP2	External   Commerce Trust 8018TC-C 713	Corporate	4.507	125,000.00	125,133.75	10/22/2027	844	0.02
Virginia Beach VA 6 2/1/2034	92774GQP3	External   Commerce Trust 8018TC-C 713	Municipal	5.000	240,000.00	263,544.00	2/1/2034	3,138	0.05
Virginia State 1.25 11/1/2027	92818NUD8	External   Commerce Trust 8018TC-C 713	Municipal	4.575	150,000.00	141,409.50	11/1/2027	854	0.03
Wisconsin State 2.299 5/1/2028	977100HA7	External   Commerce Trust 8018TC-C 713	Municipal	4.679	250,000.00	237,862.50	5/1/2028	1,036	0.04
<b>Sub Total / Average External Manager   Commerce Trust</b>				<b>4.302</b>	<b>27,352,941.46</b>	<b>26,871,659.95</b>		<b>726</b>	<b>4.87</b>
<b>External Manager   Old National Bank</b>									
Abbott Labs 3.75 11/30/2026-26	002824BF6	External   Old National 6142 (FMW 0334) TC-C 713	Corporate	4.337	300,000.00	299,013.00	11/30/2026	518	0.05
Amazon 4.55 12/1/2027-27	023135CP9	External   Old National 6142 (FMW 0334) TC-C 713	Corporate	4.367	300,000.00	303,993.00	12/1/2027	884	0.06
Eli Lilly & Co 4.15 8/14/2027-27	532457CP1	External   Old National 6142 (FMW 0334) TC-C 713	Corporate	4.295	500,000.00	502,455.00	8/14/2027	775	0.09
John Deere Capital 4.15 9/15/2027	24422EWK1	External   Old National 6142 (FMW 0334) TC-C 713	Corporate	3.897	300,000.00	300,627.00	9/15/2027	807	0.05
Marsh & McLennan 4.55 11/8/2027-27	571748BY7	External   Old National 6142 (FMW 0334) TC-C 713	Corporate	4.432	500,000.00	503,675.00	11/8/2027	861	0.09
Old National WM MM	MM6142	External   Old National 6142 (FMW 0334) TC-C 713	Money Market	4.000	286,983.81	286,983.81	N/A	1	0.05
State Street Corporation 4.33 10/22/2027-27	857477CP6	External   Old National 6142 (FMW 0334) TC-C 713	Corporate	4.495	500,000.00	502,545.00	10/22/2027	844	0.09
T-Bill 0 7/24/2025	912797PF8	External   Old National 6142 (FMW 0334) TC-C 713	US Treasury	4.276	300,000.00	295,091.28	7/24/2025	24	0.05
T-Bill 0 8/28/2025	912797PQ4	External   Old National 6142 (FMW 0334) TC-C 713	US Treasury	4.266	300,000.00	293,824.14	8/28/2025	59	0.05
T-Note 0.25 7/31/2025	91282CAB7	External   Old National 6142 (FMW 0334) TC-C 713	US Treasury	0.276	500,000.00	498,320.00	7/31/2025	31	0.09
T-Note 0.375 7/31/2027	91282CAD3	External   Old National 6142 (FMW 0334) TC-C 713	US Treasury	0.460	500,000.00	466,720.00	7/31/2027	761	0.08
T-Note 0.5 6/30/2027	91282ZV5	External   Old National 6142 (FMW 0334) TC-C 713	US Treasury	0.454	500,000.00	469,270.00	6/30/2027	730	0.09
T-Note 0.625 7/31/2026	91282CCP4	External   Old National 6142 (FMW 0334) TC-C 713	US Treasury	1.391	500,000.00	482,445.00	7/31/2026	396	0.09
T-Note 0.625 8/15/2030	91282CAE1	External   Old National 6142 (FMW 0334) TC-C 713	US Treasury	0.692	500,000.00	426,535.00	8/15/2030	1,872	0.08
T-Note 0.75 3/31/2026	91282CBT7	External   Old National 6142 (FMW 0334) TC-C 713	US Treasury	0.866	300,000.00	292,623.00	3/31/2026	274	0.05
T-Note 0.75 3/31/2026	91282CBT7	External   Old National 6142 (FMW 0334) TC-C 713	US Treasury	1.350	200,000.00	195,082.00	3/31/2026	274	0.04
T-Note 0.75 4/30/2026	91282CBW0	External   Old National 6142 (FMW 0334) TC-C 713	US Treasury	1.375	500,000.00	486,490.00	4/30/2026	304	0.09
T-Note 0.875 6/30/2026	91282CCJ8	External   Old National 6142 (FMW 0334) TC-C 713	US Treasury	1.385	500,000.00	484,835.00	6/30/2026	365	0.09
T-Note 0.875 9/30/2026	91282CCZ2	External   Old National 6142 (FMW 0334) TC-C 713	US Treasury	1.409	500,000.00	481,720.00	9/30/2026	457	0.09
T-Note 1.125 10/31/2026	91282CDG3	External   Old National 6142 (FMW 0334) TC-C 713	US Treasury	1.181	500,000.00	482,250.00	10/31/2026	488	0.09
T-Note 1.25 11/30/2026	91282CDK4	External   Old National 6142 (FMW 0334) TC-C 713	US Treasury	1.410	500,000.00	482,210.00	11/30/2026	518	0.09

	Description	CUSIP/Ticker	Portfolio Name	Security Sector	YTM @ Cost	Face Amount/Shares	Market Value	Maturity Date	Days To Maturity	% of Portfolio
T-Note 1.25 12/31/2026		91282CDD1-1	External   Old National 6142 (FMMW 0334) TC-C 713	US Treasury	1.419	500,000.00	481,390.00	12/31/2026	549	0.09
T-Note 1.375 8/31/2026		91282BYD6	External   Old National 6142 (FMMW 0334) TC-C 713	US Treasury	1.381	500,000.00	495,530.00	8/31/2026	427	0.09
T-Note 4.25 1/31/2026		91282CJV4	External   Old National 6142 (FMMW 0334) TC-C 713	US Treasury	4.086	400,000.00	400,008.00	1/31/2026	215	0.07
T-Note 4.25 12/31/2025		91282CJIS1	External   Old National 6142 (FMMW 0334) TC-C 713	US Treasury	4.224	500,000.00	500,030.00	12/31/2025	184	0.09
T-Note 4.625 2/28/2026		91282CKB6	External   Old National 6142 (FMMW 0334) TC-C 713	US Treasury	4.732	400,000.00	401,140.00	2/28/2026	243	0.07
T-Note 4.875 11/30/2025		91282CJL6	External   Old National 6142 (FMMW 0334) TC-C 713	US Treasury	4.982	300,000.00	300,666.00	11/30/2025	153	0.05
T-Note 5 10/31/2025		91282CJER2	External   Old National 6142 (FMMW 0334) TC-C 713	US Treasury	5.082	500,000.00	501,065.00	10/31/2025	123	0.09
T-Note 5 8/31/2025		91282CHV6	External   Old National 6142 (FMMW 0334) TC-C 713	US Treasury	5.038	500,000.00	500,385.00	8/31/2025	62	0.09
T-Note 5 9/30/2025		91282CJBB-6142	External   Old National 6142 (FMMW 0334) TC-C 713	US Treasury	5.142	300,000.00	300,483.00	9/30/2025	92	0.05
Sub Total / Average External Manager   Old National Bank					2.783	12,686,983.81	12,407,404.23		461	2.25
External Manager   Siftel										
American Honda Finance 4.95 1/9/2026-25		02665WEN3	External   Siftel 4193 (WB 0356) CC-115	Corporate	4.536	4,500,000.00	4,509,675.00	1/9/2026	193	0.82
California Health CA 1.368 6/1/2027-27		13032UXP8	External   Siftel 8500 (WB 6011) TC-C 713	Municipal	3.971	1,405,000.00	1,333,021.65	6/1/2027	701	0.24
California State Water 1.16 12/1/2027-27		13067WRE4	External   Siftel 8500 (WB 6011) TC-C 713	Municipal	3.480	1,315,000.00	1,232,575.80	12/1/2027	884	0.22
California State Water 1.732 12/1/2029		13067WVSZ6	External   Siftel 8500 (WB 6011) TC-C 713	Municipal	3.824	425,000.00	385,700.25	12/1/2029	1,615	0.07
Chabot-Las Positas CA CC 1.69 8/1/2029-29		15722TJUB	External   Siftel 8500 (WB 6011) TC-C 713	Municipal	3.726	500,000.00	456,285.00	8/1/2029	1,493	0.08
Connecticut State 4.138 11/1/2027-27		207743WM7	External   Siftel 8500 (WB 6011) TC-C 713	Municipal	3.872	1,915,000.00	1,905,961.20	11/1/2027	868	0.35
Deltona Florida Utility 1.543 10/1/2029-29		24788BDN7	External   Siftel 8500 (WB 6011) TC-C 713	Municipal	3.870	500,000.00	452,755.00	10/1/2029	1,554	0.08
FFCB 1.81 12/1/2031		31335ENF08	External   Siftel 8500 (WB 6011) TC-C 713	Municipal	3.812	1,000,000.00	871,000.00	12/1/2031	1,213	0.16
FHLB 4.13 8/28/2025-22		3130ASZD4	External   Siftel 8500 (WB 6011) TC-C 713	US Agency	4.130	1,000,000.00	999,410.00	8/28/2025	59	0.18
FHLMC MBS 1.5 11/25/2040		3137F6AV6	External   Siftel 8500 (WB 6011) TC-C 713	US Agency	1.800	1,678,060.57	1,397,475.77	11/25/2040	5,627	0.25
FHLMC MBS 1.5 11/25/2040		3137F6VY7	External   Siftel 8500 (WB 6011) TC-C 713	US Agency	1.800	2,055,106.43	1,719,394.76	11/25/2040	5,627	0.31
FHLMC MBS 1.5 2/1/2038		31328Q6Z0	External   Siftel 8500 (WB 6011) TC-C 713	US Agency	1.710	1,105,763.40	984,501.92	2/1/2038	3,868	0.18
FHLMC MBS 1.682 1/1/2052		31289QV80	External   Siftel 8500 (WB 6011) TC-C 713	US Agency	1.810	1,350,329.76	1,293,290.65	1/1/2052	9,681	0.23
FHLMC MBS 1.75 5/15/2041		3137AXR88	External   Siftel 4193 (WB 0356) CC-115	US Agency	0.266	62,712.36	59,698.72	5/15/2041	5,798	0.01
FHLMC MBS 1.75 5/15/2041		3137AXR88	External   Siftel 8500 (WB 6011) TC-C 713	US Agency	1.817	108,064.70	103,823.60	5/15/2041	5,798	0.02
FHLMC MBS 3 10/15/2045		3137F3TL8	External   Siftel 8500 (WB 6011) TC-C 713	US Agency	2.842	348,029.86	340,035.94	10/15/2045	7,412	0.06
FHLMC MBS 3 10/15/2045		3137F3TL8	External   Siftel 4193 (WB 0356) CC-115	US Agency	1.172	84,962.95	83,011.43	10/15/2045	7,412	0.02
FHLMC MBS 3 21/5/2034		3137BGB40	External   Siftel 8500 (WB 6011) TC-C 713	US Agency	0.890	482,965.41	474,540.19	21/5/2034	3,152	0.09
FHLMC MBS 3.5 11/1/2047		3132XUKF1	External   Siftel 8500 (WB 6011) TC-C 713	US Agency	3.500	1,085,100.66	998,548.28	11/1/2047	8,159	0.18
FHLMC MBS 3.505 3/25/2029		3137FLN81	External   Siftel 8500 (WB 6011) TC-C 713	US Agency	3.440	1,000,000.00	980,442.00	3/25/2029	1,364	0.18
FHLMC MBS 3.8 9/1/2029		3132XGQK5	External   Siftel 8500 (WB 6011) TC-C 713	US Agency	4.557	988,235.56	967,433.38	9/1/2029	1,524	0.38
FHLMC MBS 4.1 10/1/2029		3132XKXG9	External   Siftel 8500 (WB 6011) TC-C 713	US Agency	4.200	2,000,000.00	1,975,172.00	10/1/2029	1,554	0.36
FHLMC MBS 4.1 10/1/2029		3132XKXG7	External   Siftel 8500 (WB 6011) TC-C 713	US Agency	4.200	1,750,000.00	1,728,275.50	10/1/2029	1,554	0.31
FHLMC MBS 4.34 8/1/2028		3132XFMR6	External   Siftel 8500 (WB 6011) TC-C 713	US Agency	4.340	2,000,000.00	2,004,216.00	8/1/2028	1,128	0.36
FHLMC MBS 4.5 12/1/2029		3132XKXG3	External   Siftel 8500 (WB 6011) TC-C 713	US Agency	4.530	1,200,000.00	1,201,066.00	12/1/2029	1,615	0.22
FHLMC MBS 4.814 1/15/2038		3137BPPH6	External   Siftel 8500 (WB 6011) TC-C 713	US Agency	5.126	897,719.16	895,333.97	1/15/2038	4,982	0.16
FHLMC MBS 5.706 10/26/2064		3137HFKX4	External   Siftel 8500 (WB 6011) TC-C 713	US Agency	6.220	1,912,775.18	1,892,709.39	10/26/2064	10,789	0.34
FHLMC MBS 6 1/1/2029		3132J4QJ7	External   Siftel 8500 (WB 6011) TC-C 713	US Agency	6.000	365,896.44	372,719.75	1/1/2029	1,281	0.07
FHLMC MBS 6.5 11/1/2033		3133NSZG2	External   Siftel 8500 (WB 6011) TC-C 713	US Agency	6.410	724,305.95	739,678.91	11/1/2033	10,351	0.13
FHLMC MBS Var. FHLMC 10/1/2054		3142BAYW8	External   Siftel 8500 (WB 6011) TC-C 713	US Agency	5.534	1,487,171.36	1,501,119.59	10/1/2054	10,685	0.27
FHLMC MBS Var. FHLMC 2/1/2055		3142BBDP0	External   Siftel 8500 (WB 6011) TC-C 713	US Agency	4.052	1,937,470.30	1,851,974.85	2/1/2055	9,802	0.34
FHLMC MBS Var. FHLMC 5/1/2055		3142BHHB3	External   Siftel 8500 (WB 6011) TC-C 713	US Agency	2.539	1,615,196.81	1,478,640.17	5/1/2055	10,808	0.27
FHLMC MBS Var. FHLMC 6/1/2053		31289QXD7	External   Siftel 8500 (WB 6011) TC-C 713	US Agency	4.884	1,570,095.78	1,574,759.02	6/1/2053	10,198	0.29
FHLMC MBS Var. FHLMC 6/26/2030		3137FVNB4	External   Siftel 8500 (WB 6011) TC-C 713	US Agency	4.798	1,491,254.24	1,490,247.96	6/26/2030	1,821	0.27
FHLMC Var. FHLMC 11/25/2052		3127HFRF6	External   Siftel 8500 (WB 6011) TC-C 713	US Agency	5.589	1,497,717.11	1,494,579.43	11/25/2052	10,010	0.27
Florida State Board 1.288 7/1/2025-25		341271AD6	External   Siftel 8500 (WB 6011) TC-C 713	Municipal	0.775	970,000.00	970,000.00	7/1/2025	1	0.18
FNMA MBS 1.5 6/25/2027		3138AAZD0	External   Siftel 4193 (WB 0356) CC-115	US Agency	3.415	17,199.24	16,912.47	6/25/2027	725	0.00
FNMA MBS 1.5 6/25/2040		3138BAFH2	External   Siftel 8500 (WB 6011) TC-C 713	US Agency	1.470	218,177.16	201,452.69	6/25/2040	5,474	0.04
FNMA MBS 1.557 11/1/2051		3140QJNB3	External   Siftel 8500 (WB 6011) TC-C 713	US Agency	1.740	1,495,165.79	1,392,823.94	11/1/2051	9,820	0.25
FNMA MBS 2 10/25/2041		3138A9K56	External   Siftel 4193 (WB 0356) CC-115	US Agency	0.590	151,795.30	143,682.44	10/25/2041	5,961	0.03

	Description	CUSIP/Ticker	Portfolio Name	Security Sector	YTM @ Cast	Face Amount/Shares	Market Value	Maturity Date	Days To Maturity	% of Portfolio
	FNMA MBS 2.25/2/2049	3136BKW2	External   Siftel 8500 (WB 6011) TC-C-713	US Agency	2.450	1,325,713.96	1,100,155.57	2/25/2049	8,641	0.20
	FNMA MBS 2.25/2/2044	3136AMHV4	External   Siftel 8500 (WB 6011) TC-C-713	US Agency	1.220	193,074.91	182,523.00	6/25/2044	6,935	0.03
	FNMA MBS 2.5 2/1/2035	3140XJL79	External   Siftel 8500 (WB 6011) TC-C-713	US Agency	2.690	2,026,755.33	1,908,682.23	2/1/2035	3,503	0.35
	FNMA MBS 3 1/1/2036	3140XKQ52	External   Siftel 8500 (WB 6011) TC-C-713	US Agency	3.160	1,974,946.86	1,905,051.13	1/1/2036	3,337	0.35
	FNMA MBS 3 12/1/2033	3140JGHE2	External   Siftel 8500 (WB 6011) TC-C-713	US Agency	3.150	629,249.29	609,703.30	12/1/2033	3,076	0.11
	FNMA MBS 3.01 2/1/2027	3138LHG57	External   Siftel 8500 (WB 6011) TC-C-713	US Agency	3.050	1,866,735.76	1,851,259.38	2/1/2027	581	0.34
	FNMA MBS 3.5 12/1/2029	3138ENZ36	External   Siftel 8500 (WB 6011) TC-C-713	US Agency	3.570	498,650.05	492,230.39	12/1/2029	1,615	0.09
	FNMA MBS 3.75 12/25/2046	3138BNDR4	External   Siftel 8500 (WB 6011) TC-C-713	US Agency	3.890	1,916,518.29	1,862,898.08	12/25/2046	7,948	0.34
	FNMA MBS 3.848 1/1/2053	3140NFC1	External   Siftel 8500 (WB 6011) TC-C-713	US Agency	3.890	1,501,405.28	1,477,126.13	1/1/2053	10,047	0.27
	FNMA MBS 4 10/25/2033	3133BNS64	External   Siftel 8500 (WB 6011) TC-C-713	US Agency	4.000	1,440,608.15	1,394,579.69	10/25/2033	3,039	0.25
	FNMA MBS 4 6/1/2043	3140XMRB4	External   Siftel 8500 (WB 6011) TC-C-713	US Agency	4.000	1,664,372.52	1,605,638.35	6/1/2043	6,545	0.29
	FNMA MBS 4.5 6/1/2043	3140XKBM7	External   Siftel 8500 (WB 6011) TC-C-713	US Agency	4.500	1,614,812.98	1,582,820.32	6/1/2043	6,545	0.29
	FNMA MBS 4.59 4/1/2028	3140LKBM4	External   Siftel 8500 (WB 6011) TC-C-713	US Agency	4.580	1,796,542.05	1,820,386.12	4/1/2028	1,006	0.33
	FNMA MBS 4.736 10/25/2039	3138BQTK5	External   Siftel 8500 (WB 6011) TC-C-713	US Agency	4.785	1,689,686.09	1,676,143.26	10/25/2039	5,230	0.30
	FNMA MBS 4.815 9/1/2028	3140LLUF6	External   Siftel 8500 (WB 6011) TC-C-713	US Agency	4.815	2,100,000.00	2,138,602.20	9/1/2028	1,159	0.39
	FNMA MBS 5.213 10/25/2052	3138BPAQ4	External   Siftel 8500 (WB 6011) TC-C-713	US Agency	5.330	1,127,920.71	1,107,572.82	10/25/2052	9,979	0.20
	FNMA MBS 5.213 10/25/2052	3138BPAQ4	External   Siftel 8500 (WB 6011) TC-C-713	US Agency	5.330	1,504,741.72	1,477,595.92	10/25/2052	9,979	0.27
	FNMA MBS 5.249 3/1/2053	3140JB579	External   Siftel 8500 (WB 6011) TC-C-713	US Agency	5.220	1,403,282.16	1,421,855.61	3/1/2053	10,106	0.26
	FNMA MBS 6 11/1/2043	3140XKLU6	External   Siftel 8500 (WB 6011) TC-C-713	US Agency	6.000	1,341,320.12	1,363,844.76	11/1/2043	6,698	0.25
	FNMA MBS 6.006 9/25/2053	3138BQY45	External   Siftel 8500 (WB 6011) TC-C-713	US Agency	6.480	1,376,586.17	1,377,005.14	9/25/2053	10,314	0.25
	FNMA MBS Var. FNMA 10/25/2042	3138BARR36	External   Siftel 8500 (WB 6011) TC-C-713	US Agency	4.868	1,553,775.00	1,544,473.85	10/25/2042	6,326	0.28
	FNMA MBS Var. FNMA 2/25/2027	3138AKR9	External   Siftel 8500 (WB 6011) TC-C-713	US Agency	2.835	741,080.34	726,985.54	2/25/2027	605	0.13
	FNMA MBS Var. FNMA 4/25/2048	3138BVC5	External   Siftel 8500 (WB 6011) TC-C-713	US Agency	4.765	1,238,610.70	1,191,514.28	4/25/2048	8,335	0.22
	FNMA MBS Var. FNMA 5/1/2055	3140JCR97	External   Siftel 8500 (WB 6011) TC-C-713	US Agency	5.589	1,474,448.36	1,490,395.98	5/1/2055	10,697	0.27
	FNMA MBS Var. FNMA 7/1/2053	3140JCR97	External   Siftel 8500 (WB 6011) TC-C-713	US Agency	5.168	1,745,191.94	1,757,144.43	7/1/2053	10,228	0.32
	FNMA MBS Var. FNMA 7/25/2049	3138B45N4	External   Siftel 8500 (WB 6011) TC-C-713	US Agency	4.885	1,484,603.95	1,449,549.71	7/25/2049	8,791	0.26
	FNMA MBS Var. FNMA 9/25/2061	3138B4XV2	External   Siftel 8500 (WB 6011) TC-C-713	US Agency	4.735	615,096.46	602,139.77	9/25/2061	13,236	0.11
	FNMA MBS Var. FNMA 9/25/2061	3138B4XV2	External   Siftel 8500 (WB 6011) TC-C-713	US Agency	4.735	150,522.06	147,351.39	9/25/2061	13,236	0.03
	FRESB MBS Var. Corp 2/25/2039	3029BBAE3	External   Siftel 4193 (WB 0356) CC-115	Corporate	5.342	36,519.18	35,938.65	2/25/2039	4,988	0.01
	FRESB MBS Var. Corp 2/25/2039	3029BBAE3	External   Siftel 4193 (WB 0356) CC-115	Corporate	5.342	133,878.48	131,751.01	2/25/2039	4,988	0.02
	FRESB MBS Var. Corp 2/25/2039	3029BBAE3	External   Siftel 4193 (WB 0356) CC-115	Corporate	5.342	77,821.61	76,594.94	2/25/2039	4,988	0.01
	FRESB MBS Var. Corp 2/25/2037	30295VAB2	External   Siftel 4193 (WB 0356) CC-115	Corporate	5.480	148,976.85	147,584.71	2/25/2037	4,286	0.03
	FRESB MBS Var. Corp 2/25/2039	3029BLA87	External   Siftel 4193 (WB 0356) CC-115	Corporate	5.480	69,655.59	69,219.12	2/25/2039	4,077	0.01
	FRESB MBS Var. Corp 2/25/2038	30297PA07	External   Siftel 4193 (WB 0356) CC-115	Corporate	5.340	134,598.99	134,141.75	2/25/2038	4,773	0.02
	FRESB MBS Var. Corp 8/25/2039	30298WAE7	External   Siftel 4193 (WB 0356) CC-115	Corporate	4.895	16,741.21	16,760.28	8/25/2039	5,169	0.00
	FRESB MBS Var. Corp 8/25/2039	30298WAE7	External   Siftel 4193 (WB 0356) CC-115	Corporate	4.895	435,116.61	435,612.20	8/25/2039	5,169	0.08
	Gavilan Community College CA 1,311 8/1/2026	368079KE8	External   Siftel 8500 (WB 6011) TC-C-713	Municipal	3.769	1,110,000.00	1,076,955.30	8/1/2026	397	0.20
	Gleaded Sciences Inc 3.65 3/1/2026-25	3755S8FR9	External   Siftel 4193 (WB 0356) CC-115	Corporate	4.236	2,500,000.00	2,487,375.00	3/1/2026	244	0.45
	GNMA MBS 1 1/20/2050	3633XALP7	External   Siftel 8500 (WB 6011) TC-C-713	US Agency	2.840	930,834.37	725,131.04	1/20/2050	8,970	0.13
	GNMA MBS 1.25 9/1/6/2027	36378KH44	External   Siftel 4193 (WB 0356) CC-115	US Agency	0.725	10,462.49	10,321.04	9/1/6/2027	808	0.00
	GNMA MBS 2 8/20/2025	36375G647	External   Siftel 4193 (WB 0356) CC-115	US Agency	1.960	12.67	99.76	8/20/2025	51	0.00
	GNMA MBS 2.4 9/16/2050	36379J4F0	External   Siftel 8500 (WB 6011) TC-C-713	US Agency	1.560	219,806.94	199,157.14	9/16/2050	9,209	0.04
	GNMA MBS 2.85 8/16/2054	36378XUC3	External   Siftel 4193 (WB 0356) CC-115	US Agency	2.850	18,035.16	17,788.38	8/16/2054	10,639	0.00
	GNMA MBS 3 4/20/2050	3622ABT28	External   Siftel 8500 (WB 6011) TC-C-713	US Agency	3.020	1,954,850.58	1,927,058.65	4/20/2050	9,660	0.35
	GNMA MBS 3.5 2/20/2048	3638LLS7	External   Siftel 8500 (WB 6011) TC-C-713	US Agency	4.580	704,933.33	708,108.26	2/20/2048	8,270	0.13
	GNMA MBS 5 1/20/2052	36383WMD4	External   Siftel 8500 (WB 6011) TC-C-713	US Agency	5.080	1,001,096.88	1,016,305.26	1/20/2052	9,700	0.18
	GNMA MBS 5 1/20/2054	36384MBR7	External   Siftel 8500 (WB 6011) TC-C-713	US Agency	4.990	1,097,375.64	1,112,452.95	1/20/2054	10,431	0.20
	GNMA MBS 5 10/20/2051	36384OCZ2	External   Siftel 8500 (WB 6011) TC-C-713	US Agency	5.030	1,421,311.71	1,416,895.54	10/20/2051	9,608	0.26
	GNMA MBS 5 4/20/2053	36179XX50	External   Siftel 8500 (WB 6011) TC-C-713	US Agency	5.030	1,547,759.41	1,541,887.70	4/20/2053	10,156	0.28
	GNMA MBS 5.5 3/20/2048	36384AR21	External   Siftel 8500 (WB 6011) TC-C-713	US Agency	5.550	900,136.15	940,687.53	3/20/2048	8,299	0.17
	GNMA MBS Var. GNMA 11/1/6/2042	36381MPA2	External   Siftel 8500 (WB 6011) TC-C-713	US Agency	4.750	1,394,686.40	1,379,376.92	11/1/6/2042	6,348	0.25
	GNMA MBS Var. GNMA 11/20/2054	3618NBBE8	External   Siftel 8500 (WB 6011) TC-C-713	US Agency	4.500	1,486,538.05	1,476,950.55	11/20/2054	10,735	0.27
	GNMA MBS Var. GNMA 12/1/6/2047	36378N5Q2	External   Siftel 8500 (WB 6011) TC-C-713	US Agency	2.750	192,084.49	181,174.65	12/1/6/2047	8,204	0.03
	GNMA MBS Var. GNMA 12/1/6/2047	36378N5Q2	External   Siftel 4193 (WB 0356) CC-115	US Agency	2.750	110,499.46	104,223.41	12/1/6/2047	8,204	0.02
	GNMA MBS Var. GNMA 2/20/2041	36379WMT4	External   Siftel 4193 (WB 0356) CC-115	US Agency	4.733	170,920.26	172,988.22	2/20/2041	5,714	0.03
	GNMA MBS Var. GNMA 2/20/2053	3622ACFD7	External   Siftel 8500 (WB 6011) TC-C-713	US Agency	5.100	1,143,502.43	928,211.12	2/20/2053	10,097	0.17
	GNMA MBS Var. GNMA 4/20/2054	36384MLA3	External   Siftel 8500 (WB 6011) TC-C-713	US Agency	5.473	1,898,604.94	1,903,706.50	4/20/2054	10,521	0.35

Description	CUSIP/Ticker	Portfolio Name	Security Sector	YTM @ Cost	Face Amount/Shares	Market Value	Maturity Date	Days To Maturity	% of Portfolio
GNMA MBS Var. GNMA 6/20/2053	3622ACN61	External   Siftel 8500 (WB 6011) TC-C 713	US Agency	4.711	1,825,005.76	1,825,429.12	6/20/2053	10,217	0.33
Grossmont-Cuyamaca CC CA 1.934 8/1/2029-29	39926THK2	External   Siftel 8500 (WB 6011) TC-C 713	Municipal	4.230	1,630,000.00	1,497,676.60	8/1/2029	1,493	0.27
Harris County TX 2.363 11/15/2026-26	414008CP5	External   Siftel 8500 (WB 6011) TC-C 713	Municipal	3.878	1,250,000.00	1,216,675.00	11/15/2026	503	0.22
Harris County TX 2.759 5/15/2028-28	414009NU0	External   Siftel 8500 (WB 6011) TC-C 713	Municipal	3.968	1,500,000.00	1,436,070.00	5/15/2028	1,050	0.26
IBM 3.45 2/19/2026-25	459200UG7	External   Siftel 4193 (WB 0356) CC-115	Corporate	4.508	3,000,000.00	2,979,960.00	2/19/2026	234	0.54
LAM Research Corporation 3.75 3/15/2026-26	512807AS7	External   Siftel 4193 (WB 0356) CC-115	Corporate	4.229	2,500,000.00	2,487,825.00	3/15/2026	258	0.45
Maine Health & Higher Education 2.185 7/1/2030	56042RJB4	External   Siftel 8500 (WB 6011) TC-C 713	Municipal	4.277	920,000.00	826,813.20	7/1/2030	1,827	0.15
Manufacturers & Traders 4.65 1/27/2026-25	55279HAW2	External   Siftel 4193 (WB 0356) CC-115	Corporate	4.352	3,000,000.00	2,999,820.00	1/27/2026	211	0.54
Massachusetts Education Authority 3.272 7/1/2026	57563RQF9	External   Siftel 8500 (WB 6011) TC-C 713	Municipal	4.792	650,000.00	642,655.00	7/1/2026	366	0.12
Massachusetts Education Authority 4.078 7/1/2027-2	57563RPN3	External   Siftel 8500 (WB 6011) TC-C 713	Municipal	3.832	840,000.00	836,287.20	7/1/2027	731	0.15
Morgan Stanley Bank 3.875 1/27/2026-25	61746BDZ6	External   Siftel 8500 (WB 6011) TC-C 713	Corporate	4.377	2,000,000.00	1,992,140.00	1/27/2026	211	0.36
Morgan Stanley Bank 3.875 1/27/2026-25	61746BDZ6	External   Siftel 4193 (WB 0356) CC-115	Corporate	4.242	3,000,000.00	2,988,210.00	1/27/2026	211	0.54
Mount San Antonio CC CA 2.329 8/1/2027	603040KN1	External   Siftel 8500 (WB 6011) TC-C 713	Municipal	3.777	1,115,000.00	1,076,198.00	8/1/2027	762	0.20
New York City NY 2.94 8/1/2026-26	64971XSD7	External   Siftel 8500 (WB 6011) TC-C 713	Municipal	3.473	1,325,000.00	1,308,490.50	8/1/2026	397	0.24
New York City NY 3.7 5/1/2027-27	64971XDM1	External   Siftel 8500 (WB 6011) TC-C 713	Municipal	3.630	2,300,000.00	2,284,337.00	5/1/2027	670	0.41
New York NY 2.94 8/1/2026-26	64971XSM6	External   Siftel 8500 (WB 6011) TC-C 713	Municipal	3.575	220,000.00	217,159.80	8/1/2026	397	0.04
Pioneer National 5.1 3/29/2026-26	723787AV9	External   Siftel 4193 (WB 0356) CC-115	Corporate	4.166	3,000,000.00	3,014,160.00	3/29/2026	272	0.55
San Francisco CA 1.102 3/1/2027	797686EP3	External   Siftel 8500 (WB 6011) TC-C 713	Municipal	3.998	1,725,000.00	1,635,921.00	3/1/2027	609	0.30
SBA 4.93 3/1/2048-23	83162CS61	External   Siftel 8500 (WB 6011) TC-C 713	US Agency	4.943	1,252,827.40	1,266,946.76	3/1/2048	8,280	0.23
SBA 4.963 3/1/2035-25	831641F23	External   Siftel 8500 (WB 6011) TC-C 713	US Agency	4.729	1,000,000.00	1,010,930.00	3/1/2035	3,531	0.18
SBA 5.353 10/25/2052	8316A0W48	External   Siftel 8500 (WB 6011) TC-C 713	US Agency	5.345	1,061,805.98	1,059,464.66	10/25/2052	9,979	0.19
SBA MBS 1.56 9/1/2046	83162CL92	External   Siftel 8500 (WB 6011) TC-C 713	US Agency	2.681	2,052,655.54	1,700,522.49	9/1/2046	7,733	0.31
SBA MBS 3.82 5/1/2042	83162CP49	External   Siftel 8500 (WB 6011) TC-C 713	US Agency	4.080	951,623.99	907,878.15	5/1/2042	6,149	0.16
SBA MBS 5.035 3/1/2034	831641FX8	External   Siftel 8500 (WB 6011) TC-C 713	US Agency	5.120	1,684,193.31	1,718,112.96	3/1/2034	3,166	0.31
SBA MBS 5.12 5/1/2050	83162CZ67	External   Siftel 8500 (WB 6011) TC-C 713	US Agency	5.120	1,250,000.00	1,266,100.00	5/1/2050	9,071	0.23
SBA MBS 5.688 9/1/2033	831641FW0	External   Siftel 8500 (WB 6011) TC-C 713	US Agency	5.754	1,434,276.05	1,492,020.01	9/1/2033	2,985	0.27
Sierra Pacific Power 2.6 5/1/2026-26	826418BM6	External   Siftel 4193 (WB 0356) CC-115	Corporate	4.393	2,000,000.00	1,969,460.00	5/1/2026	305	0.36
St Louis School District MO 4.7 4/1/2028	791697CJ2	External   Siftel 8500 (WB 6011) TC-C 713	Municipal	4.687	950,000.00	967,907.50	4/1/2028	1,006	0.18
State Public Schools PA 5.426 9/15/2026	85732PCD0	External   Siftel 8500 (WB 6011) TC-C 713	Municipal	4.674	1,000,000.00	1,010,440.00	9/15/2026	442	0.18
Siftel   Corporate Class C MM	MM4193	External   Siftel 4193 (WB 0356) CC-115	Money Market	4.120	22,387.74	22,387.74	N/A	1	0.00
Siftel   Treasurer Class C MM	MM8500	External   Siftel 8500 (WB 6011) TC-C 713	Money Market	4.120	70,226.72	70,226.72	N/A	1	0.01
Texas Instruments Inc 2.25 9/4/2029-29	882508B68	External   Siftel 8500 (WB 6011) TC-C 713	Corporate	3.913	2,000,000.00	1,856,240.00	9/4/2029	1,527	0.34
Toyota Motor Credit 4.625 1/12/2028-23	89236TKQ7	External   Siftel 8500 (WB 6011) TC-C 713	Corporate	4.196	2,000,000.00	2,024,000.00	1/12/2028	926	0.37
Truist Bank 3.3 5/15/2026-26	86787CAJ1	External   Siftel 4193 (WB 0356) CC-115	Corporate	4.436	2,000,000.00	1,980,360.00	5/15/2026	319	0.36
US Bankcorp 3.1 4/27/2026-26	91159HHM5-4193	External   Siftel 4193 (WB 0356) CC-115	Corporate	4.600	3,000,000.00	2,969,640.00	4/27/2026	301	0.54
Yucaipa Valley CA Water 2.45 9/1/2028-28	988408BEE2	External   Siftel 8500 (WB 6011) TC-C 713	Municipal	3.896	2,195,000.00	2,093,437.35	9/1/2028	1,159	0.38
Sub Total / Average External Manager   Siftel				4.247	162,821,305.65	158,765,363.26		4,412	28.78
External Manager   Siftel - ARPA				0.000	50,472,480.87	50,472,480.87	N/A	1	9.15
Siftel   ARPA Cash				4.120	31.57	31.57	N/A	1	0.00
Siftel   ARPA MM				0.000	50,472,512.44	50,472,512.44		1	9.15
Sub Total / Average External Manager   Siftel - ARPA									
External Manager   UBS				4.555	500,000.00	478,710.00	4/13/2032	2,479	0.09
Amazon Inc 3.6 4/13/2032-32	023135CH7	External   UBS 2916 CC-115	Corporate	2.630	450,000.00	440,982.00	12/15/2027	898	0.08
Baker Hughes 3.337 12/15/2027-27	05723KAE0	External   UBS 2916 CC-115	Corporate	1.954	6,000.00	5,879.76	12/15/2027	898	0.00
Baker Hughes 3.337 12/15/2027-27	05723KAE0	External   UBS 2916 CC-115	Corporate	2.358	535,000.00	528,275.05	5/4/2026	308	0.10
Bank of New York 2.8 5/4/2026	06406FAC7	External   UBS 2916 CC-115	Corporate	3.422	35,000.00	34,560.05	5/4/2026	308	0.01
Bank of New York 2.8 5/4/2026	06406FAC7	External   UBS 2916 CC-115	Corporate	4.328	375,000.00	370,286.25	5/4/2026	308	0.07
Bank of New York 3.4 1/29/2028-27	06406RAF4	External   UBS 2916 CC-115	Corporate	4.990	298,000.00	293,246.90	1/29/2028	943	0.05
Bank of New York Mellon 3.4 1/29/2028-27	06406RAF4	External   UBS 2916 CC-115	Corporate	4.192	200,000.00	196,810.00	1/29/2028	943	0.04
Bank of New York Mellon 3.4 1/29/2028-27	06406RAF4	External   UBS 2916 CC-115	Corporate	4.647	350,000.00	344,417.50	1/29/2028	943	0.06
BlackRock Inc 2.1 2/25/2032-31	09247XAS0	External   UBS 2916 CC-115	Corporate	2.591	100,000.00	96,279.00	2/25/2032	2,431	0.02
BlackRock Inc 2.1 2/25/2032-31	09247XAS0	External   UBS 2916 CC-115	Corporate	4.390	250,000.00	215,697.50	2/25/2032	2,431	0.04
BlackRock Inc 2.1 2/25/2032-31	09247XAS0	External   UBS 2916 CC-115	Corporate	4.735	500,000.00	431,395.00	2/25/2032	2,431	0.08
Charles Schwab 2 3/20/2028-28	808513BP9	External   UBS 2916 CC-115	Corporate	4.919	475,000.00	449,497.25	3/20/2028	994	0.08
Charles Schwab 2 3/20/2028-28	808513BP9	External   UBS 2916 CC-115	Corporate	4.959	500,000.00	473,155.00	3/20/2028	994	0.09

Description	CUSIP/Ticker	Portfolio Name	Security Sector	YTM @ Cost	Face Amount/Shares	Market Value	Maturity Date	Days To Maturity	% of Portfolio
Charles Schwab 2.3 3/20/2028-28	808513BP9	External   UBS 2916 CC-115	Corporate	4.968	54,000.00	51,100.74	3/20/2028	994	0.01
Charles Schwab 2.9 3/9/2030-31	808513CA1	External   UBS 2916 CC-115	Corporate	4.264	700,000.00	630,147.00	3/3/2032	2,438	0.11
Charles Schwab 2.9 3/9/2030-31	808513CA1	External   UBS 2916 CC-115	Corporate	4.611	150,000.00	135,031.50	3/3/2032	2,438	0.02
Coca Cola 2.25 1/5/2032-22	191216DP2	External   UBS 2916 CC-115	Corporate	2.424	515,000.00	455,764.70	1/5/2032	2,380	0.08
Coca Cola 2.25 1/5/2032-22	191216DP2	External   UBS 2916 CC-115	Corporate	3.907	920,000.00	814,181.80	1/5/2032	2,380	0.15
Comcast Corp 1.95 1/15/2031-30	20030NDM0	External   UBS 2916 CC-115	Corporate	4.079	280,000.00	245,344.40	1/15/2031	2,025	0.04
Comcast Corp 1.95 1/15/2031-30	20030NDM0	External   UBS 2916 CC-115	Corporate	4.348	190,000.00	166,483.70	1/15/2031	2,025	0.03
Comcast Corp 1.95 1/15/2031-30	20030NDM0	External   UBS 2916 CC-115	Corporate	4.530	250,000.00	219,057.50	1/15/2031	2,025	0.04
Federal Realty 3.2 6/15/2029-29	3133747AZ0	External   UBS 2916 CC-115	Corporate	4.776	255,000.00	223,438.65	6/15/2029	2,025	0.04
Federal Realty 3.2 6/15/2029-29	3133747AZ0	External   UBS 2916 CC-115	Corporate	2.326	200,000.00	190,138.00	6/15/2029	1,446	0.03
Federal Realty 3.2 6/15/2029-29	3133747AZ0	External   UBS 2916 CC-115	Corporate	4.732	100,000.00	95,069.00	6/15/2029	1,446	0.02
Federal Realty 3.2 6/15/2029-29	3133747AZ0	External   UBS 2916 CC-115	Corporate	4.761	100,000.00	95,069.00	6/15/2029	1,446	0.02
FFCB 1.14 8/20/2029-21	3133EL4P6	External   UBS 2916 CC-115	US Agency	1.155	250,000.00	223,250.00	8/20/2029	1,512	0.04
FFCB 1.15 6/24/2030-25	3133EL4M2	External   UBS 2916 CC-115	US Agency	1.177	600,000.00	524,346.00	6/24/2030	1,820	0.10
FFCB 1.68 4/29/2030-21	3133ELXP4	External   UBS 2916 CC-115	US Agency	1.680	1,000,000.00	898,180.00	4/29/2030	1,764	0.16
FFCB 1.68 4/29/2030-21	3133ELXP4	External   UBS 2916 CC-115	US Agency	1.685	850,000.00	763,436.00	4/29/2030	1,764	0.14
FFCB 1.68 4/29/2030-21	3133ELXP4	External   UBS 2916 CC-115	US Agency	1.639	32,000.00	28,741.12	4/29/2030	1,764	0.01
FFCB 2.02 7/2/2040-21	3133ELR22	External   UBS 2916 CC-115	US Agency	2.017	500,000.00	338,730.00	7/2/2040	5,481	0.06
FFCB 2.05 1/23/2029	3133ELJ86	External   UBS 2916 CC-115	US Agency	1.002	425,000.00	398,803.00	1/23/2029	1,303	0.07
FFCB 2.06 2/5/2032	3133ELLV4	External   UBS 2916 CC-115	US Agency	0.955	360,000.00	316,278.00	2/5/2032	2,411	0.06
FFCB 2.4 9/1/2026	3133EHVW1	External   UBS 2916 CC-115	US Agency	1.643	230,000.00	225,623.10	9/1/2026	428	0.04
FFCB 2.86 4/24/2028	3133ELLD9	External   UBS 2916 CC-115	US Agency	0.844	200,000.00	194,674.00	4/24/2028	1,029	0.04
FHLB 0.6 7/28/2026-22	3130ANKN5	External   UBS 2916 CC-115	US Agency	0.600	1,100,000.00	1,059,509.00	7/28/2026	393	0.19
FHLB 1.22 9/14/2028-21	3130ANKM4	External   UBS 2916 CC-115	US Agency	1.220	65,000.00	58,176.30	9/14/2028	1,537	0.01
FHLB 1.02 10/27/2028-21	3134GWWU4	External   UBS 2916 CC-115	US Agency	1.030	210,000.00	191,795.10	10/27/2028	1,215	0.03
FHLB 1.3 10/14/2031	3134GWWH3	External   UBS 2916 CC-115	US Agency	1.320	400,000.00	337,140.00	10/14/2031	2,297	0.06
FHLB 1.375 7/15/2030-21	3134GWSA2	External   UBS 2916 CC-115	US Agency	1.375	850,000.00	746,036.50	7/15/2030	1,841	0.14
FHLMC 1.45 9/1/2032-21	3134GWF43	External   UBS 2916 CC-115	US Agency	1.468	500,000.00	411,760.00	9/1/2032	2,820	0.07
FHMA 0.75 9/30/2027-22	3133G4AD2	External   UBS 2916 CC-115	US Agency	0.750	435,000.00	406,050.75	9/30/2027	822	0.07
Hawaii State 3 5/1/2026	419192RD0	External   UBS 2916 CC-115	Municipal	2.160	235,000.00	235,126.90	5/1/2026	305	0.04
IBM 3.3 1/27/2027-26	459200JR3	External   UBS 2916 CC-115	Corporate	1.398	450,000.00	444,163.50	1/27/2027	576	0.08
IBM 3.3 1/27/2027-26	459200JR3	External   UBS 2916 CC-115	Corporate	4.169	180,000.00	177,665.40	1/27/2027	576	0.03
Intel Corp 3.7 7/29/2025-25	458140AS9	External   UBS 2916 CC-115	Corporate	0.951	250,000.00	248,180.00	7/29/2025	29	0.05
John Deere 1.75 3/9/2027	2442ZEVF3	External   UBS 2916 CC-115	Corporate	1.589	350,000.00	336,724.50	3/9/2027	617	0.06
John Deere 1.75 3/9/2027	2442ZEVF3	External   UBS 2916 CC-115	Corporate	4.424	100,000.00	96,207.00	3/9/2027	617	0.02
John Deere 1.75 3/9/2027	2442ZEVF3	External   UBS 2916 CC-115	Corporate	4.280	31,000.00	29,824.17	3/9/2027	617	0.01
Johnson & Johnson 4.375 12/5/2033-33	478160BJ2	External   UBS 2916 CC-115	Corporate	3.887	360,000.00	360,975.60	12/5/2033	3,080	0.07
Johnson & Johnson 4.375 12/5/2033-33	478160BJ2	External   UBS 2916 CC-115	Corporate	4.847	300,000.00	300,813.00	12/5/2033	3,080	0.05
Johnson & Johnson 4.375 12/5/2033-33	478160BJ2	External   UBS 2916 CC-115	Corporate	4.695	350,000.00	350,948.50	12/5/2033	3,080	0.06
JPMorgan Chase 3.4 1/12/2026-26	46525HQW3	External   UBS 2916 CC-115	Corporate	1.176	850,000.00	844,271.00	4/1/2026	275	0.15
Kimberly Clark Corp 2.75 2/15/2026	494368BU6	External   UBS 2916 CC-115	Corporate	2.713	260,000.00	257,366.20	2/15/2026	230	0.05
Kimberly Clark Corp 2.75 2/15/2026	494368BU6	External   UBS 2916 CC-115	Corporate	2.934	100,000.00	98,987.00	2/15/2026	230	0.02
Kimberly Clark Corp 2.75 2/15/2026	494368BU6	External   UBS 2916 CC-115	Corporate	2.934	100,000.00	98,987.00	2/15/2026	230	0.02
Merck & Company 1.7 6/10/2027-27	58933YBC8	External   UBS 2916 CC-115	Corporate	4.832	500,000.00	479,130.00	6/10/2027	710	0.09
Merck & Company Inc 6.4 3/1/2028-98	589331AD9	External   UBS 2916 CC-115	Corporate	1.844	105,000.00	110,997.60	3/1/2028	975	0.02
Merck & Company Inc 6.4 3/1/2028-98	589331AD9	External   UBS 2916 CC-115	Corporate	4.782	96,000.00	101,483.52	3/1/2028	975	0.02
Merck & Company Inc 6.4 3/1/2028-98	589331AD9	External   UBS 2916 CC-115	Corporate	4.523	350,000.00	369,992.00	3/1/2028	975	0.07
Metric & Company Inc 6.4 3/1/2028-98	59156RBD0	External   UBS 2916 CC-115	Corporate	2.971	500,000.00	498,515.00	11/3/2025	136	0.09
Metric & Company Inc 6.4 3/1/2028-98	59156RBD0	External   UBS 2916 CC-115	Corporate	2.745	888,000.00	885,132.85	11/3/2025	126	0.16
Microsoft Corp 3.125 1/12/2025-25	68399XBW6	External   UBS 2916 CC-115	Corporate	2.539	450,000.00	441,900.00	7/15/2026	380	0.08
Oracle Corporation 2.65 7/15/2026-26	70450VAE3	External   UBS 2916 CC-115	Corporate	2.772	200,000.00	188,704.00	10/1/2029	1,554	0.03
PayPal Holdings Inc 2.85 10/1/2029-29	70450VAE3	External   UBS 2916 CC-115	Corporate	4.948	117,000.00	110,391.84	10/1/2029	1,554	0.02
PayPal Holdings Inc 2.85 10/1/2029-29	70450VAE3	External   UBS 2916 CC-115	Corporate	4.916	200,000.00	188,704.00	10/1/2029	1,554	0.03
PayPal Holdings Inc 2.85 10/1/2029-29	70450VAE3	External   UBS 2916 CC-115	Corporate	4.522	250,000.00	235,880.00	10/1/2029	1,554	0.04
Pepco Inc 3 10/15/2027-27	713448DV1	External   UBS 2916 CC-115	Corporate	2.743	100,000.00	97,765.00	10/15/2027	837	0.02
Pepco Inc 3 10/15/2027-27	713448DV1	External   UBS 2916 CC-115	Corporate	3.097	130,000.00	127,094.50	10/15/2027	837	0.02
Pepco Inc 3 10/15/2027-27	713448DV1	External   UBS 2916 CC-115	Corporate	3.311	200,000.00	195,530.00	10/15/2027	837	0.04

	Description	CUSIP/Ticker	Portfolio Name	Security Sector	YTM @ Cost	Face Amount/Shares	Market Value	Maturity Date	Days To Maturity	% of Portfolio
	Pepco Inc 3 10/15/2027-27	713448DY1	External   UBS 2916 CC-115	Corporate	4.793	225,000.00	219,971.25	10/15/2027	837	0.04
	Pepco Inc 3 10/15/2027-27	713448DY1	External   UBS 2916 CC-115	Corporate	3.838	200,000.00	195,530.00	10/15/2027	837	0.04
	Pfizer Enterprises 4.75 5/19/2033-33	716973AEZ	External   UBS 2916 CC-115	Corporate	5.232	600,000.00	598,908.00	5/19/2033	2,880	0.11
	Pfizer Enterprises 4.75 5/19/2033-33	716973AEZ	External   UBS 2916 CC-115	Corporate	5.258	100,000.00	99,818.00	5/19/2033	2,880	0.02
	Phillip Morris International 3.375 8/15/2029-29	716172CC6	External   UBS 2916 CC-115	Corporate	4.607	850,000.00	819,740.00	8/15/2029	1,507	0.15
	PNC Financial Services 3.45 4/23/2028-29	693475AW5	External   UBS 2916 CC-115	Corporate	2.591	500,000.00	486,235.00	4/23/2028	1,393	0.09
	PNC Financial Services 3.45 4/23/2028-29	693475AW5	External   UBS 2916 CC-115	Corporate	4.448	285,000.00	277,153.95	4/23/2028	1,393	0.05
	PNC Financial Services 5.222 1/29/2031-30	693475CB9	External   UBS 2916 CC-115	Corporate	4.889	500,000.00	513,080.00	1/29/2031	2,039	0.09
	Simon Property Group 2.45 9/13/2029-29	828807DF1	External   UBS 2916 CC-115	Corporate	4.733	500,000.00	464,340.00	9/13/2029	1,536	0.08
	Simon Property Group 2.45 9/13/2029-29	828807DF1	External   UBS 2916 CC-115	Corporate	4.600	50,000.00	46,434.00	9/13/2029	1,536	0.01
	State Street 2.4 1/24/2030	857477BG7	External   UBS 2916 CC-115	Corporate	2.352	500,000.00	464,885.00	1/24/2030	1,669	0.08
	State Street 2.4 1/24/2030	857477BG7	External   UBS 2916 CC-115	Corporate	4.318	38,000.00	35,331.26	1/24/2030	1,669	0.01
	State Street 2.4 1/24/2030	857477BG7	External   UBS 2916 CC-115	Corporate	4.225	250,000.00	232,442.50	1/24/2030	1,669	0.04
	Texas Instruments Inc 4.6 2/15/2028	882508BV5	External   UBS 2916 CC-115	Corporate	4.595	625,000.00	635,006.25	2/15/2028	960	0.12
	Texas Instruments Inc 4.6 2/15/2028	882508BV5	External   UBS 2916 CC-115	Corporate	4.879	15,000.00	15,240.15	2/15/2028	960	0.00
	T-Note 1.25 12/31/2026	9128284Z0	External   UBS 2916 CC-115	US Treasury	4.864	335,000.00	322,450.90	12/31/2026	549	0.06
	T-Note 1.25 9/31/2025	9128284Z0	External   UBS 2916 CC-115	US Treasury	4.864	878,000.00	875,427.46	8/31/2025	62	0.16
	T-Note 2.875 5/15/2028	9128284N7	External   UBS 2916 CC-115	US Treasury	3.677	260,000.00	254,160.40	5/15/2028	1,050	0.05
	T-Note 2.875 5/15/2028	9128284N7	External   UBS 2916 CC-115	US Treasury	3.855	70,000.00	68,427.80	5/15/2028	1,050	0.01
	Trust Financial Corp 1.125 8/3/2027-27	89788MAC6	External   UBS 2916 CC-115	Corporate	1.495	250,000.00	234,985.80	8/3/2027	764	0.04
	Trust Financial Corp 1.125 8/3/2027-27	89788MAC6	External   UBS 2916 CC-115	Corporate	5.642	75,000.00	70,495.50	8/3/2027	764	0.01
	Trust Financial Corp 1.125 8/3/2027-27	89788MAC6	External   UBS 2916 CC-115	Corporate	5.494	75,000.00	70,495.50	8/3/2027	764	0.01
	Trust Financial Corp 1.125 8/3/2027-27	89788MAC6	External   UBS 2916 CC-115	Corporate	4.472	200,000.00	187,988.00	8/3/2027	764	0.03
	UBS Financial MM	MM2916	External   UBS 2916 CC-115	Money Market	4.220	11,301.18	11,301.18	N/A	1	0.00
	UBS Select Prime	SPPXX	External   UBS 2916 CC-115	Mutual Fund	N/A	9,082.76	9,082.76	N/A	1	0.00
	UBS Select Prime	SPPXX	External   UBS 2916 CC-115	Mutual Fund	N/A	196.54	196.54	N/A	N/A	0.00
	UBS Select Prime	SPPXX	External   UBS 2916 CC-115	Mutual Fund	N/A	216.32	216.32	N/A	N/A	0.00
	UBS Select Prime	SPPXX	External   UBS 2916 CC-115	Mutual Fund	N/A	244.03	244.03	N/A	N/A	0.00
	UBS Select Prime	SPPXX	External   UBS 2916 CC-115	Mutual Fund	N/A	9,999.00	9,999.00	N/A	N/A	0.00
	UBS Select Prime	SPPXX	External   UBS 2916 CC-115	Mutual Fund	N/A	262.07	262.07	N/A	N/A	0.00
	UBS Select Prime	SPPXX	External   UBS 2916 CC-115	Mutual Fund	N/A	307.48	307.48	N/A	N/A	0.00
	UBS Select Prime	SPPXX	External   UBS 2916 CC-115	Mutual Fund	N/A	318.07	318.07	N/A	N/A	0.00
	UBS Select Prime	SPPXX	External   UBS 2916 CC-115	Mutual Fund	N/A	9,999.00	9,999.00	N/A	N/A	0.00
	UBS Select Prime	SPPXX	External   UBS 2916 CC-115	Mutual Fund	N/A	364.03	364.03	N/A	N/A	0.00
	UBS Select Prime	SPPXX	External   UBS 2916 CC-115	Mutual Fund	N/A	378.18	378.18	N/A	N/A	0.00
	UBS Select Prime	SPPXX	External   UBS 2916 CC-115	Mutual Fund	N/A	61,771.17	61,771.17	N/A	N/A	0.01
	UBS Select Prime	SPPXX	External   UBS 2916 CC-115	Mutual Fund	N/A	451.90	451.90	N/A	N/A	0.00
	UBS Select Prime	SPPXX	External   UBS 2916 CC-115	Mutual Fund	N/A	669.44	669.44	N/A	N/A	0.00
	UBS Select Prime	SPPXX	External   UBS 2916 CC-115	Mutual Fund	N/A	654.52	654.52	N/A	N/A	0.00
	UBS Select Prime	SPPXX	External   UBS 2916 CC-115	Mutual Fund	N/A	548.45	548.45	N/A	N/A	0.00
	UBS Select Prime	SPPXX	External   UBS 2916 CC-115	Mutual Fund	N/A	441.10	441.10	N/A	N/A	0.00
	UBS Select Prime	SPPXX	External   UBS 2916 CC-115	Mutual Fund	N/A	411.13	411.13	N/A	N/A	0.00
	UBS Select Prime	SPPXX	External   UBS 2916 CC-115	Mutual Fund	N/A	438.96	438.96	N/A	N/A	0.00
	UBS Select Prime	SPPXX	External   UBS 2916 CC-115	Mutual Fund	N/A	424.07	424.07	N/A	N/A	0.00
	UBS Select Prime	SPPXX	External   UBS 2916 CC-115	Mutual Fund	N/A	438.26	438.26	N/A	N/A	0.00
	UBS Select Prime	SPPXX	External   UBS 2916 CC-115	Mutual Fund	N/A	153.96	153.96	N/A	N/A	0.00
	UBS Select Prime	SPPXX	External   UBS 2916 CC-115	Mutual Fund	N/A	435.19	435.19	N/A	N/A	0.00
	UBS Select Prime	SPPXX	External   UBS 2916 CC-115	Mutual Fund	N/A	434.59	434.59	N/A	N/A	0.00
	UBS Select Prime	SPPXX	External   UBS 2916 CC-115	Mutual Fund	N/A	410.36	410.36	N/A	N/A	0.00
	UBS Select Prime	SPPXX	External   UBS 2916 CC-115	Mutual Fund	N/A	405.07	405.07	N/A	N/A	0.00
	UBS Select Prime	SPPXX	External   UBS 2916 CC-115	Mutual Fund	N/A	378.40	378.40	N/A	N/A	0.00
	UBS Select Prime	SPPXX	External   UBS 2916 CC-115	Mutual Fund	N/A	378.52	378.52	N/A	N/A	0.00
	UBS Select Prime	SPPXX	External   UBS 2916 CC-115	Mutual Fund	N/A	366.05	366.05	N/A	N/A	0.00
	UBS Select Prime	SPPXX	External   UBS 2916 CC-115	Mutual Fund	N/A	329.15	329.15	N/A	N/A	0.00
	UBS Select Prime	SPPXX	External   UBS 2916 CC-115	Mutual Fund	N/A	362.85	362.85	N/A	N/A	0.00
	UBS Select Prime	SPPXX	External   UBS 2916 CC-115	Mutual Fund	N/A	352.10	352.10	N/A	N/A	0.00
	UBS Select Prime	SPPXX	External   UBS 2916 CC-115	Mutual Fund	N/A	364.80	364.80	N/A	N/A	0.00

UBS Selected Prime	Description	CUSIP/Ticker	Portfolio Name	Security Sector	YTM @ Cost	Face Amount/Shares	Market Value	Maturity Date	Days To Maturity	% of Portfolio
Sub Total / Average External Manager   UBS		SPPXX	External   UBS 2916 CC-115	Mutual Fund	N/A	353.52	353.52		N/A	0.00
					3.171	31,792,642.24	30,007,174.16		1,266	5.44
Internal   ARPA										
ARPA   Associated BankMM		MM6704	ARPA Funds   Money Market Accounts	Money Market	3.760	2,665,868.90	2,665,868.90	N/A	1	0.48
ARPA   Busey Bank MM		MM6920	ARPA Funds   Money Market Accounts	Money Market	3.330	2,655,328.00	2,655,328.00	N/A	1	0.48
ARPA   Old National Bank MM		MM6279	ARPA Funds   Money Market Accounts	Money Market	3.000	5,179,181.25	5,179,181.25	N/A	1	0.94
Sub Total / Average Internal   ARPA					3.276	10,500,378.15	10,500,378.15		1	1.90
Internal   Fifth Third Securities										
Apple Inc 3.25 2/23/2026-25		037833BV5	Will County   Fifth Third 3749 (1963) CC-115	Corporate	4.050	2,550,000.00	2,533,782.00	2/23/2026	238	0.46
Bank of America 4.75 11/11/2027-25		060555GS2	Will County   Fifth Third 1858 (5801) TC-C-713	Corporate	4.750	2,000,000.00	2,001,580.00	11/11/2027	854	0.36
Bank of America Corp4-25 10/22/2026		06051GFLB-5801	Will County   Fifth Third 1858 (5801) TC-C-713	Corporate	4.850	1,000,000.00	998,100.00	10/22/2026	479	0.18
Caterpillar Financial 4.6 11/15/2027-25		14913UAS9	Will County   Fifth Third 1858 (5801) TC-C-713	Corporate	4.420	1,000,000.00	1,011,880.00	11/15/2027	868	0.18
Charles Schwab 2.45 3/3/2027-27		806813BY0	Will County   Fifth Third 1858 (5801) TC-C-713	Corporate	4.050	1,000,000.00	971,760.00	3/3/2027	611	0.18
Citibank NA Note 5.488 12/4/2026-26		17325FBC1	Will County   Fifth Third 1858 (5801) TC-C-713	Corporate	4.490	2,000,000.00	2,031,540.00	12/4/2026	522	0.37
Citigroup Global Markets 3.75 9/30/2027-26		17291LZX6	Will County   Fifth Third 1858 (5801) TC-C-713	Corporate	3.750	2,000,000.00	1,967,160.00	9/30/2027	822	0.36
Citigroup Inc 4.05 10/29/2027-26		17290AM31	Will County   Fifth Third 1858 (5801) TC-C-713	Corporate	4.050	2,000,000.00	1,993,880.00	10/29/2027	851	0.36
CitiGroup Inc 4.75 5/15/2028-26		17290DN7	Will County   Fifth Third 1858 (5801) TC-C-713	Corporate	4.750	2,000,000.00	2,004,080.00	5/15/2028	1,050	0.36
FFCB 4.625 9/22/2025		3133E3A08	Will County   Fifth Third 3749 (1963) CC-115	US Agency	4.720	1,000,000.00	1,000,220.00	9/22/2025	84	0.18
Goldman Sachs 4.25 9/17/2027-26		38151FPA1	Will County   Fifth Third 1858 (5801) TC-C-713	Corporate	4.250	4,000,000.00	3,999,080.00	9/17/2027	809	0.73
Goldman Sachs Group Inc 6.1 10/31/2025		38150AWZ2	Will County   Fifth Third 1858 (5801) TC-C-713	Corporate	6.100	2,000,000.00	2,010,740.00	10/31/2025	123	0.36
Home Depot 4.875 6/25/2027-27		437076D85	Will County   Fifth Third 1858 (5801) TC-C-713	Corporate	3.900	1,000,000.00	1,015,580.00	6/25/2027	725	0.18
HSBC USA Inc 5.294 3/4/2027		40428H444	Will County   Fifth Third 1858 (5801) TC-C-713	Corporate	3.850	2,000,000.00	2,032,480.00	3/4/2027	612	0.37
IBM Inc 4.5 2/6/2026-26		459200KWO	Will County   Fifth Third 1858 (5801) TC-C-713	Corporate	4.200	1,000,000.00	1,000,750.00	2/6/2026	221	0.18
ILLINOIS STATE5 111 5/11/2027		452153GS2	Will County   Fifth Third 1858 (5801) TC-C-713	Municipal	5.251	2,000,000.00	2,029,860.00	5/11/2027	670	0.37
Illinois State 5.19 5/1/2027-27		452153H78	Will County   Fifth Third 1858 (5801) TC-C-713	Municipal	5.053	2,750,000.00	2,794,862.50	5/1/2027	670	0.51
Intel Corporation 4.875 2/10/2026-26		458140CD0	Will County   Fifth Third 3749 (1963) CC-115	Corporate	4.800	1,000,000.00	1,001,410.00	2/10/2026	225	0.18
JP Morgan Chase 4.92 9/20/2027-26		46625HRV4	Will County   Fifth Third 1858 (5801) TC-C-713	Corporate	4.500	2,000,000.00	1,970,880.00	10/1/2026	458	0.36
JP Morgan Chase 4.92 9/20/2027-26		481300SY2	Will County   Fifth Third 1858 (5801) TC-C-713	Corporate	4.000	2,000,000.00	1,990,650.00	9/20/2027	812	0.36
JP Morgan Chase 4.15 9/20/2027		48135N0Q2	Will County   Fifth Third 1858 (5801) TC-C-713	Corporate	4.150	2,000,000.00	1,955,300.00	9/20/2027	812	0.36
Morgan Stanley3 125 7/27/2026-26		61761J3F8	Will County   Fifth Third 1858 (5801) TC-C-713	Corporate	4.700	3,000,000.00	2,962,380.00	7/27/2026	392	0.54
Morgan Stanley3 125 7/27/2026-26		61761J3F8	Will County   Fifth Third 1858 (5801) TC-C-713	Corporate	4.450	2,000,000.00	1,974,920.00	7/27/2026	392	0.36
Morgan Stanley3 875 1/27/2026-25		61766BDZ6-5801	Will County   Fifth Third 1858 (5801) TC-C-713	Corporate	4.750	1,000,000.00	996,070.00	1/27/2026	211	0.18
Morgan Stanley Bank UT 5.25 8/9/2026		61766BVC0	Will County   Fifth Third 1858 (5801) TC-C-713	Corporate	4.200	1,000,000.00	1,019,800.00	8/9/2026	405	0.18
New York City NY 2.92 2/1/2027-26		64971WZV5	Will County   Fifth Third 1858 (5801) TC-C-713	Municipal	4.400	1,000,000.00	981,670.00	2/1/2027	581	0.18
North Miami Beach FL 2.071 8/1/2025-25		661046BW1	Will County   Fifth Third 3749 (1963) CC-115	Municipal	4.851	1,000,000.00	997,800.00	8/1/2025	32	0.18
T-Bill 0 1/22/2026		912797PD3	Will County   Fifth Third 3749 (1963) CC-115	US Treasury	4.063	7,000,000.00	6,839,980.00	1/22/2026	206	1.24
T-Bill 0 12/11/2025		912797OV6	Will County   Fifth Third 3749 (1963) CC-115	US Treasury	4.200	7,000,000.00	6,889,520.00	12/11/2025	164	1.25
T-Note 4.25 3/15/2027		91282CKE0	Will County   Fifth Third 1858 (5801) TC-C-713	US Treasury	3.900	1,000,000.00	1,007,540.00	3/15/2027	623	0.18
T-Note 4.625 10/15/2026		91282CJC6	Will County   Fifth Third 1858 (5801) TC-C-713	US Treasury	3.950	1,000,000.00	1,008,910.00	10/15/2026	472	0.18
T-Note 4.625 2/28/2026		91282CKR6-3749	Will County   Fifth Third 3749 (1963) CC-115	US Treasury	3.950	4,500,000.00	4,512,555.00	2/28/2026	243	0.82
T-Note 4.625 3/15/2026		91282CGR6	Will County   Fifth Third 1858 (5801) TC-C-713	US Treasury	4.000	1,000,000.00	1,003,500.00	3/15/2026	258	0.18
Trust Bank3.6 10/30/2026-26		07330AAA5	Will County   Fifth Third 1858 (5801) TC-C-713	Corporate	5.300	1,500,000.00	1,485,810.00	10/30/2026	487	0.27
Trust Bank 3.3 5/15/2026-26		86787GAL1	Will County   Fifth Third 1858 (5801) TC-C-713	Corporate	5.200	500,000.00	495,090.00	5/15/2026	319	0.09
US Bancorp3.1 4/27/2026-26		91159HHM5	Will County   Fifth Third 1858 (5801) TC-C-713	Corporate	4.800	2,000,000.00	1,979,760.00	4/27/2026	301	0.36
US Bancorp3.1 4/27/2026-26		91159HHM5	Will County   Fifth Third 1858 (5801) TC-C-713	Corporate	4.700	2,000,000.00	1,979,760.00	4/27/2026	301	0.36
Waste Management Inc 3.15 11/15/2027-27		94106LBE8	Will County   Fifth Third 1858 (5801) TC-C-713	Corporate	4.450	1,000,000.00	979,430.00	11/15/2027	868	0.18
Wells Fargo4.5 7/28/2025-24		95001DC40	Will County   Fifth Third 1858 (5801) TC-C-713	Corporate	4.500	3,000,000.00	2,995,080.00	7/28/2025	28	0.54
Wells Fargo 4.3 7/22/2027		949748G18	Will County   Fifth Third 1858 (5801) TC-C-713	Corporate	4.100	1,000,000.00	1,000,030.00	7/22/2027	752	0.18
Sub Total / Average Internal   Fifth Third Securities					4.409	79,800,000.00	79,435,169.50		453	14.40
Internal   JPMorgan Securities										
FFCB 3.875 9/3/2026		3133ERRW3	Will County   JPMorgan 4912 TC-C-713	US Agency	3.656	3,000,000.00	2,997,752.16	9/3/2026	430	0.54
FFCB 4.75 9/1/2026		3133EPUW3	Will County   JPMorgan 4912 TC-C-713	US Agency	5.000	2,750,000.00	2,772,762.36	9/1/2026	428	0.50
FHLB 4.3 2/26/2029		3130B4GM7	Will County   JPMorgan 4912 TC-C-713	US Agency	4.514	1,500,000.00	1,521,658.23	2/26/2029	1,337	0.28
T-Bill 0 1/22/2026		912797PD3	Will County   JPMorgan 4912 TC-C-115	US Treasury	4.104	7,000,000.00	6,839,980.00	1/22/2026	206	1.24
T-Bill 0 1/28/2025		912797NL7-4912	Will County   JPMorgan 4912 TC-C-713	US Treasury	4.180	3,000,000.00	2,948,424.99	1/28/2025	151	0.53
T-Bill 0 1/28/2025		912797NL7-4912	Will County   JPMorgan 4912 TC-C-713	US Treasury	4.219	3,000,000.00	2,948,424.99	1/28/2025	151	0.53

Description	CUSIP/Ticker	Portfolio Name	Security Sector	YTM @ Cost	Face Amount/Shares	Market Value	Maturity Date	Days To Maturity	% of Portfolio
T-Bill 0 11/28/2025	912797NL7-0484	Will County   JPMorgan 0484 CC-115	US Treasury	4.217	7,000,000.00	6,879,658.31	11/28/2025	151	1.25
T-Bill 0 12/26/2025	912797NUJ7-0484	Will County   JPMorgan 0484 CC-115	US Treasury	4.161	7,000,000.00	6,857,748.31	12/26/2025	179	1.24
T-Bill 0 2/19/2026	912797PM3	Will County   JPMorgan 4912 TC-C 713	US Treasury	4.019	1,500,000.00	1,461,899.64	2/19/2026	234	0.27
T-Bill 0 3/19/2026	912797PV3	Will County   JPMorgan 4912 TC-C 713	US Treasury	4.114	1,000,000.00	971,725.00	3/19/2026	262	0.18
T-Bill 0 3/19/2026	912797PV3	Will County   JPMorgan 4912 TC-C 713	US Treasury	4.062	1,000,000.00	971,725.00	3/19/2026	262	0.18
T-Bill 0 3/19/2026	912797PV3	Will County   JPMorgan 0484 CC-115	US Treasury	3.959	7,000,000.00	6,996,420.00	3/19/2026	262	1.27
T-Bill 0 8/21/2025	912797PP6	Will County   JPMorgan 4912 TC-C 713	US Treasury	4.308	2,000,000.00	1,987,764.72	8/21/2025	52	0.36
T-Bill 0 8/27/2025	912797MG9	Will County   JPMorgan 0484 CC-115	US Treasury	4.397	1,000,000.00	995,631.30	8/27/2025	38	0.18
T-Bill 0 9/4/2025	912797MH7	Will County   JPMorgan 4912 TC-C 713	US Treasury	4.238	2,500,000.00	2,480,776.48	9/4/2025	66	0.45
T-Bill 0 9/4/2025	912797MH7	Will County   JPMorgan 4912 TC-C 713	US Treasury	4.115	3,000,000.00	2,976,931.77	9/4/2025	66	0.54
T-Bill 0 9/4/2025	912797MH7	Will County   JPMorgan 4912 TC-C 713	US Treasury	3.891	2,000,000.00	1,984,621.18	9/4/2025	66	0.36
T-Bill 0 9/4/2025	912797MH7	Will County   JPMorgan 4912 TC-C 713	US Treasury	4.203	1,000,000.00	992,310.59	9/4/2025	66	0.18
T-Note 3.5 9/30/2026	91282CCLP4	Will County   JPMorgan 4912 TC-C 713	US Treasury	4.079	1,000,000.00	994,843.75	9/30/2026	457	0.18
T-Note 3.5 9/30/2026	91282CCLP4	Will County   JPMorgan 4912 TC-C 713	US Treasury	4.027	1,000,000.00	994,843.75	9/30/2026	457	0.18
T-Note 4.25 1/15/2028	91282CMF5	Will County   JPMorgan 4912 TC-C 713	US Treasury	4.438	2,000,000.00	2,025,859.38	1/15/2028	929	0.37
T-Note 4.375 12/31/2029	91282CMD0	Will County   JPMorgan 4912 TC-C 713	US Treasury	4.571	1,500,000.00	1,537,207.04	12/31/2029	1,645	0.28
T-Note 5 9/30/2025	91282CIB8	Will County   JPMorgan 4912 TC-C 713	US Treasury	5.083	2,750,000.00	2,754,243.17	9/30/2025	92	0.50
<b>Sub Total / Average Internal   JPMorgan Securities</b>				<b>4.219</b>	<b>64,700,000.00</b>	<b>63,893,212.12</b>		<b>282</b>	<b>11.58</b>
<b>Internal   Liquid Assets</b>									
AssociatedBank MM	MM6160	Will County   MM, LGIP, Cash TC-C 713	Money Market	3.760	5,600,198.65	5,600,198.65	N/A	1	1.02
AssociatedBank MM	MM3569	Will County   MM, LGIP, Cash CC-C 115	Money Market	3.760	2,676,547.93	2,676,547.93	N/A	1	0.49
Busey Bank MM	MM7425	Will County   MM, LGIP, Cash TC-C 713	Money Market	3.924	3,356,359.72	3,356,359.72	N/A	1	0.61
Busey Bank MM	MM7433	Will County   MM, LGIP, Cash CC-C 115	Money Market	3.924	1,230,839.38	1,230,839.38	N/A	1	0.22
Commerce Bank MM	MM1905	Will County   MM, LGIP, Cash CC-C 115	Money Market	3.400	1,202,519.62	1,202,519.62	N/A	1	0.22
Commerce Bank MM	MM9959	Will County   MM, LGIP, Cash TC-C 713	Money Market	3.400	424,974.90	424,974.90	N/A	1	0.08
Fifth Third Bank MM	MM9997	Will County   MM, LGIP, Cash CC-C 115	Money Market	3.350	4,593,424.73	4,593,424.73	N/A	1	0.83
Fifth Third Bank MM	MM9989	Will County   MM, LGIP, Cash TC-C 713	Money Market	3.350	2,233,668.58	2,233,668.58	N/A	1	0.40
First Secure Bank & Trust MM	MM1532	Will County   MM, LGIP, Cash TC-C 713	Money Market	4.000	312,802.43	312,802.43	N/A	1	0.06
First Secure Bank & Trust MM	MM1540	Will County   MM, LGIP, Cash CC-C 115	Money Market	4.000	2,405,459.17	2,405,459.17	N/A	1	0.44
First Secure Community Bank MM	MM2710	Will County   MM, LGIP, Cash TC-C 713	Money Market	4.000	1,438,692.17	1,438,692.17	N/A	1	0.26
First Secure Community Bank MM	MM2870	Will County   MM, LGIP, Cash CC-C 115	Money Market	4.000	3,540,466.83	3,540,466.83	N/A	1	0.64
Heartland Bank & Trust MM	MM9804	Will County   MM, LGIP, Cash TC-C 713	Money Market	3.560	1,010,008.89	1,010,008.89	N/A	1	0.18
IMET Restricted LGIP	LGIP0468B	Will County   MM, LGIP, Cash CC-C 115	Local Government Investment Pool	0.000	207,970.48	207,970.48	N/A	1	0.04
MAXSAFE Bank MM	MM2144	Will County   MM, LGIP, Cash TC-C 713	Money Market	4.525	5,558,552.37	5,558,552.37	N/A	1	1.01
Midland Federal MM	MM0258	Will County   MM, LGIP, Cash TC-C 713	Money Market	4.080	1,005,384.01	1,005,384.01	N/A	1	0.18
Old National BankMM	MM1671	Will County   MM, LGIP, Cash CC-C 115	Money Market	4.250	20,267,406.02	20,267,406.02	N/A	1	3.67
Old Plank Trail MM	MM1766	Will County   MM, LGIP, Cash CC-C 115	Money Market	4.520	6,799,870.45	6,799,870.45	N/A	1	1.23
Old Second Bank MM	MM7457	Will County   MM, LGIP, Cash CC-C 115	Money Market	3.000	284,908.25	284,908.25	N/A	1	0.05
Old Second Bank MM	MM4914	Will County   MM, LGIP, Cash TC-C 713	Money Market	3.000	1,341,044.88	1,341,044.88	N/A	1	0.24
PeopleFirst Bank MM	MM7360	Will County   MM, LGIP, Cash CC-C 115	Money Market	4.070	7,554,565.90	7,554,565.90	N/A	1	1.37
PeopleFirst Bank MM	MM4000	Will County   MM, LGIP, Cash TC-C 713	Money Market	4.070	13,463,787.46	13,463,787.46	N/A	1	2.44
PNC Bank MM	MM1355	Will County   MM, LGIP, Cash TC-C 713	Money Market	3.040	2,198,439.52	2,198,439.52	N/A	1	0.40
Providence Bank & Trust MM	MM0203	Will County   MM, LGIP, Cash TC-C 713	Money Market	3.250	296,249.29	296,249.29	N/A	1	0.05
Providence Bank & Trust MM	MM0195	Will County   MM, LGIP, Cash CC-C 115	Money Market	3.250	2,597,931.05	2,597,931.05	N/A	1	0.47
Republic Bank MM	MM2085	Will County   MM, LGIP, Cash TC-C 713	Money Market	3.780	6,570,412.36	6,570,412.36	N/A	1	1.19
Republic Bank MM	MM3495	Will County   MM, LGIP, Cash CC-C 115	Money Market	3.780	5,491,407.94	5,491,407.94	N/A	1	1.00
<b>Sub Total / Average Internal   Liquid Assets</b>				<b>3.956</b>	<b>103,863,892.98</b>	<b>103,863,892.98</b>		<b>1</b>	<b>16.79</b>
<b>Internal   Local CD Investments</b>									
First Secure Bank & Trust 3.94 7/22/2025	CD0453B	Will County   Investments TC-C 713	Certificate Of Deposit	3.940	801,731.64	801,731.64	7/22/2025	22	0.15
First Secure Bank & Trust 3.84 7/22/2025	CD0451B	Will County   Investments CC-C 115	Certificate Of Deposit	3.940	801,731.64	801,731.64	7/22/2025	22	0.15
First Secure Community Bank 3.7 8/23/2025	CD6747B	Will County   Investments CC-C 115	Certificate Of Deposit	3.700	800,862.26	800,862.26	8/23/2025	54	0.15
First Secure Community Bank 3.7 8/23/2025	CD6754B	Will County   Investments TC-C 713	Certificate Of Deposit	3.700	800,862.26	800,862.26	8/23/2025	54	0.15
Old Second Bank 3.7 7/28/2025	CD3512	Will County   Investments TC-C 713	Certificate Of Deposit	3.700	2,142,291.10	2,142,291.10	7/28/2025	28	0.39
PeopleFirst Bank 4.5 12/27/2025	CD0840	Will County   Investments TC-C 713	Certificate Of Deposit	4.500	1,069,492.32	1,069,492.32	12/27/2025	180	0.19
Providence Bank & Trust 3.941 8/28/2025	CD4330	Will County   Investments TC-C 713	Certificate Of Deposit	3.941	1,876,753.62	1,876,753.62	8/28/2025	59	0.34
Providence Bank & Trust 3.941 8/28/2025	CD9983	Will County   Investments CC-C 115	Certificate Of Deposit	3.941	2,980,854.49	2,980,854.49	8/28/2025	59	0.54

Description	CUSIP/Ticker	Portfolio Name	Security Sector	YTM @ Cost	Face Amount/Shares	Market Value	Maturity Date	Days To Maturity	% of Portfolio
Republic Bank 3.99 7/22/2025	CD1230B	Will County   Investments TC-C 713	Certificate Of Deposit	3.990	1,069,562.42	1,069,562.42	7/22/2025	22	0.19
Republic Bank 3.99 7/22/2025	CD3691B	Will County   Investments CC-C 115	Certificate Of Deposit	3.990	3,208,668.97	3,208,668.97	7/22/2025	22	0.58
<b>Sub Total / Average Internal   Local CD Investments</b>				<b>3.935</b>	<b>15,552,810.72</b>	<b>15,552,810.72</b>		<b>49</b>	<b>2.82</b>
<b>Total / Average</b>				<b>3.708</b>	<b>559,343,467.46</b>	<b>551,570,577.51</b>		<b>1,490</b>	<b>100</b>

Will County  
Fund Balances June 2025

Cash Balances

Fund	MainAccount	Name	Opening balance	Debit	Credit	Closing balance
1010	101002	General Fund_	14,327,533.51	65,499,607.74	23,493,640.72	56,333,500.53
1020	101002	General Fund_	1,368,529.41	3,771,393.75	0.00	5,139,923.16
1030	101002	General Fund_	1,815,347.28	7,822,695.63	0.00	9,638,042.91
1040	101002	General Fund_	-3,112,397.83	2,229,541.03	144,328.71	-1,027,185.51
1050	101002	General Fund_	-826,456.41	1,237,488.57	277,849.07	133,183.09
1060	101002	General Fund_	0.00	0.00	0.00	0.00
2003	101002	RTA Tax Reven	2,226,410.42	3,914,956.84	1,516,342.62	4,625,024.64
2101	101002	Tuberculosis C	98,802.45	354,730.36	84,567.15	368,965.66
2102	101002	Health Fund-C	5,002,173.85	7,193,999.74	3,170,343.22	9,025,830.37
2106	101002	Highway Fund-	135,028.28	5,491,160.75	1,016,159.76	4,610,029.27
2109	101002	Bridge Fund-C.	42,629.41	309,372.14	33,608.03	318,393.52
2110	101002	Federal Match	75,609.04	29,464.02	0.00	105,073.06
2111	101002	County Owned	328,471.95	3,188.00	1,080.00	330,579.95
2112	101002	Veteran's Assi	146,401.76	0.00	113,624.59	32,777.17
2202	101002	Law Library Fu	92,788.78	47,600.00	28,231.48	112,157.30
2203	101002	Probation Serv	326,784.29	27,337.06	22,610.46	331,510.89
2204	101002	Child Exchang	48,370.49	0.00	0.00	48,370.49
2205	101002	Foreclosure M	81,210.33	15,300.00	0.00	96,510.33
2405	101002	Juvenile Drug	2,588.81	0.00	0.00	2,588.81
2501	101002	Sheriff's Off D	35,445.88	9,820.00	7,528.00	37,737.88
2502	101002	Sheriff's Weigh	274,763.30	79,595.87	64,326.98	290,032.19
2504	101002	Sheriff's Arrest	118,769.49	1,426.00	0.00	120,195.49
2505	101002	Sheriff's Traffic	83,176.18	2,100.00	0.00	85,276.18
7360	101002	Federal, State,	-713,322.61	4,256,458.36	4,261,102.18	-717,966.43
7401	101002	Other Treasure	-971,848.68	1,514,281.77	1,514,281.77	-971,848.68
7410	101002	Other Treasure	34,879.61	0.00	0.00	34,879.61
7411	101002	Other Treasure	-215,523.55	37,999.41	29,822.74	-207,346.88
7412	101002	Other Treasure	-100,657.31	42,577.20	42,577.20	-100,657.31
7450	101002	Other Treasure	454,729.54	2,856,066.29	2,769,550.29	541,245.54
7451	101002	Other Treasure	-1,838.85	0.00	0.00	-1,838.85
7504	101002	Other Treasure	0.00	122,421.78	122,421.78	0.00
7505	101002	Other Treasure	79,846.26	4,000.00	2,000.00	81,846.26
7506	101002	Other Treasure	20,725.00	12,492.00	14,452.00	18,765.00
7507	101002	Other Treasure	67,000.00	0.00	0.00	67,000.00
7508	101002	Other Treasure	0.00	0.00	0.00	0.00
7509	101002	Other Treasure	33,230.71	0.00	0.00	33,230.71
7511	101002	Other Treasure	2,946.00	0.00	0.00	2,946.00
7512	101002	Other Treasure	4.36	0.00	0.00	4.36
7682	101002	County Clerk_	15,951.00	1,500.00	1,385.00	6,066.00
7691	101002	Sunny Hill Nur	97,200.00	0.00	0.00	97,200.00
9510	101002	Corporate C St	-1,579.31	48,897,883.21	48,896,292.47	11.43

Will County  
Fund Balances June 2025

Fund	MainAccol	Name	Opening balance	Debit	Credit	Closing balance
1010	106001	General Fund_	11,115,806.56	0.00	0.00	11,115,806.56
1020	106001	General Fund_	1,950,000.00	0.00	0.00	1,950,000.00
1030	106001	General Fund_	7,250,000.00	0.00	0.00	7,250,000.00
1050	106001	General Fund_	0.00	0.00	0.00	0.00
2003	106001	RTA Tax Reven	32,000,000.00	0.00	0.00	32,000,000.00
2102	106001	Health Fund-C	1,013,264.46	0.00	0.00	1,013,264.46
2106	106001	Highway Fund-	500,000.00	0.00	0.00	500,000.00
2109	106001	Bridge Fund-C:	250,000.00	0.00	0.00	250,000.00
2111	106001	County Owned	1,000,000.00	0.00	0.00	1,000,000.00
2203	106001	Probation Serv	250,000.00	0.00	0.00	250,000.00
7450	106001	Other Treasure	2,000,000.00	0.00	0.00	2,000,000.00
9510	106001	Corporate C St	0.00	0.00	0.00	0.00

External Investments

Fund	MainAccol	Name	Opening balance	Debit	Credit	Closing balance
1010	112001	General Fund_	5,971,637.14	0.00	0.00	5,971,637.14
1020	112001	General Fund_	3,265,000.00	0.00	0.00	3,265,000.00
1030	112001	General Fund_	8,800,000.00	0.00	0.00	8,800,000.00
1040	112001	General Fund_	0.00	0.00	0.00	0.00
1050	112001	General Fund_	0.00	0.00	0.00	0.00
1060	112001	General Fund_	0.00	0.00	0.00	0.00
2003	112001	RTA Tax Reven	11,950,000.00	0.00	0.00	11,950,000.00
2101	112001	Tuberculosis C	1,237,531.44	0.00	0.00	1,237,531.44
2102	112001	Health Fund-In	12,875,000.00	0.00	0.00	12,875,000.00
2106	112001	Highway Fund-	2,550,000.00	0.00	0.00	2,550,000.00
2109	112001	Bridge Fund-In	1,190,000.00	0.00	0.00	1,190,000.00
2111	112001	County Owned	800,000.00	0.00	0.00	800,000.00
2202	112001	Law Library Fui	1,745,000.00	0.00	0.00	1,745,000.00
2203	112001	Probation Serv	5,400,000.00	0.00	0.00	5,400,000.00
2204	112001	Child Exchang	950,000.00	0.00	0.00	950,000.00
2205	112001	Foreclosure M	400,000.00	0.00	0.00	400,000.00
2501	112001	Sheriff's Off D	100,000.00	0.00	0.00	100,000.00
2502	112001	Sheriff's Weigh	650,000.00	0.00	0.00	650,000.00
2504	112001	Sheriff's Arrest	100,000.00	0.00	0.00	100,000.00
7411	112001	Other Treasure	0.00	0.00	0.00	0.00
7505	112001	Other Treasure	1,100,000.00	0.00	0.00	1,100,000.00
7509	112001	Other Treasure	200,000.00	0.00	0.00	200,000.00
7511	112001	Other Treasure	500,000.00	0.00	0.00	500,000.00
7691	112001	Sunny Hill Nur:	100,000.00	0.00	0.00	100,000.00

Will County  
Fund Balances June 2025

Internal Investments

Fund	MainAccount	Name	Opening balance	Debit	Credit	Closing balance
1010	111001	General Fund_	1,422,770.97	0.00	0.00	1,422,770.97
1020	111001	General Fund_	0.00	0.00	0.00	0.00
2003	111001	RTA Tax Reven	2,500,000.00	0.00	0.00	2,500,000.00
2102	111001	Health Fund-Ir	0.00	0.00	0.00	0.00
9510	111001	Corporate C St	0.00	0.00	0.00	0.00

2025-07-30 GENERAL LEDGER SUMMARY REPORT FOR 2025, SELECTED PERIOD 07 ACCOUNTS FROM: 283001052 TO: 283001052 PAGE 1 WGL101R  
G/L ACCOUNT BATCH/DESC/REF CASH RECEIPTS TRANSFER IN TRANSFER OUT DISBURSEMENTS BALANCE  
283001052 BACK TAX OLD NATIONAL BANK

-----  
----- PERIOD 7 END 385,624.52 0.00 0.00 BEGIN BALANCE: 2,293,374.77  
18,925.59- 2,660,073.70

\*\*\*\*\*

2025-07-30 GENERAL LEDGER SUMMARY REPORT FOR 2025, SELECTED PERIOD 07 ACCOUNTS FROM: 283001052 TO: 283001052						PAGE	2	WGL101R
G/L ACCOUNT	BATCH/DESC/REF	CASH RECEIPTS	TRANSFER IN	TRANSFER OUT	DISBURSEMENTS		BALANCE	
REPORT TOTAL		385,624.52	0.00	0.00	18,925.59-			
REPORT TOTAL	BEG BALANCE	2,293,374.77		REPORT TOTAL	END BALANCE	2,660,073.70		

2025-07-30 GENERAL LEDGER SUMMARY REPORT FOR 2025, SELECTED PERIOD 07 ACCOUNTS FROM: 286001052 TO: 286001052 PAGE 1 WGL101R  
G/L ACCOUNT BATCH/DESC/REF CASH RECEIPTS TRANSFER IN TRANSFER OUT DISBURSEMENTS BALANCE  
286001052 MOBILE HOME OLD NATIONAL BANK

-----  
----- PERIOD 7 END 6,180.60 0.00 0.00 BEGIN BALANCE: 199,921.97  
----- 306.82 206,409.39  
-----

\*\*\*\*\*

2025-07-30 GENERAL LEDGER SUMMARY REPORT FOR 2025, SELECTED PERIOD 07 ACCOUNTS FROM: 286001052 TO: 286001052							PAGE	2	WGL101R
G/L ACCOUNT	BATCH/DESC/REF	CASH RECEIPTS	TRANSFER IN	TRANSFER OUT	DISBURSEMENTS			BALANCE	
REPORT TOTAL		6,180.60	0.00	0.00	306.82				
REPORT TOTAL	BEG BALANCE	199,921.97		REPORT TOTAL	END BALANCE	206,409.39			

-----  
 ----- PERIOD 7 END 186,781,690.35 397,000,000.00 561,533,000.00- BEGIN BALANCE: 20,657,786.40-  
 ----- 0.00 1,590,903.95

\*\*\*\*\*  
 290001050 50 WHEATON BK

-----  
 ----- PERIOD 7 END 347,860.29 0.00 690,000.00- BEGIN BALANCE: 410,196.72  
 ----- 0.00 68,057.01

\*\*\*\*\*  
 290001051 51 REPUBLIC BANK

-----  
 ----- PERIOD 7 END 154,138.69 0.00 475,000.00- BEGIN BALANCE: 330,915.32  
 ----- 0.00 10,054.01

\*\*\*\*\*  
 290001052 C.L. OLD NATIONAL BANK

-----  
 ----- PERIOD 7 END 149,265,119.76 1,518,157,197.16 494,500,000.00- BEGIN BALANCE: 25,381,133.13  
 ----- 1,187,950,238.27- 10,353,211.78

\*\*\*\*\*  
 290001053 53 MERCHANTS & MANUFACTURERS

-----  
 ----- PERIOD 7 END 2,228,842.10 0.00 5,159,000.00- BEGIN BALANCE: 0.00  
 ----- 0.00 38,591.34

\*\*\*\*\*  
 290001054 54 FIRST AMERICAN

-----  
 ----- PERIOD 7 END 409,951.98 0.00 1,020,000.00- BEGIN BALANCE: 713,262.61  
 ----- 0.00 103,214.59

\*\*\*\*\*  
 290001058 58 NUMARK CRED UNION

-----  
 ----- PERIOD 7 END 576,890.31 0.00 1,360,000.00- BEGIN BALANCE: 793,936.06  
 ----- 0.00 10,826.37

\*\*\*\*\*  
 290001061 61 1ST BANK MANHATTAN

-----  
 ----- PERIOD 7 END 576,890.31 0.00 1,360,000.00- BEGIN BALANCE: 793,936.06  
 ----- 0.00 10,826.37

\*\*\*\*\*  
 290001066 66 MIDLAND STATE BANK

----- PERIOD 7 END 131,253.50 0.00 390,000.00- BEGIN BALANCE: 272,006.22  
 0.00 13,259.72

\*\*\*\*\*  
 290001068 68 BUSEY BANK

----- PERIOD 7 END 1,467,980.62 0.00 3,330,000.00- BEGIN BALANCE: 1,880,990.58  
 0.00 18,971.20

\*\*\*\*\*  
 290001069 69 1ST COMMUNITY BK & TR

----- PERIOD 7 END 290,706.92 0.00 625,000.00- BEGIN BALANCE: 346,255.18  
 0.00 11,962.10

\*\*\*\*\*  
 290001071 71 PROVIDENCE BK

----- PERIOD 7 END 132,891.36 0.00 250,000.00- BEGIN BALANCE: 130,932.28  
 0.00 13,823.64

\*\*\*\*\*  
 290001073 73 COVANTAGE

----- PERIOD 7 END 0.00 0.00 0.00- BEGIN BALANCE: 0.00

\*\*\*\*\*  
 290001076 76 HEARTLAND BANK

----- PERIOD 7 END 1,018,387.32 0.00 1,945,000.00- BEGIN BALANCE: 1,034,600.17  
 0.00 107,987.49

\*\*\*\*\*  
 290001077 77 FIRST SECURE COMMTY

----- PERIOD 7 END 287,865.54 0.00 445,000.00- BEGIN BALANCE: 168,661.53  
 0.00 11,527.07

\*\*\*\*\*  
 290001078 78 GRUNDY COUNTY NATL. BANK

----- PERIOD 7 END 405,470.04 0.00 700,000.00- BEGIN BALANCE: 303,895.77  
 0.00 9,365.81

\*\*\*\*\*  
 290001080 80 OLD SECOND BK

----- PERIOD 7 END 2,055,859.97 0.00 845,000.00- BEGIN BALANCE: 271,197.55  
 0.00 1,482,057.52

\*\*\*\*\*  
 290001081 81 OLD PLANK TRAIL BK

2025-07-30 GENERAL LEDGER SUMMARY REPORT FOR 2025, SELECTED PERIOD 07 ACCOUNTS FROM: 290001029 TO: 290001160 PAGE 3 WGL101R  
 G/L ACCOUNT BATCH/DESC/REF CASH RECEIPTS TRANSFER IN TRANSFER OUT DISBURSEMENTS BALANCE  
 ----- PERIOD 7 END 3,211,591.38 0.00 6,950,000.00- BEGIN BALANCE: 3,781,557.42  
 0.00 43,148.80

\*\*\*\*\*  
 290001084 84 CIBC

----- BEGIN BALANCE: 0.00  
 \*\*\*\*\*  
 290001088 88 TOWN CENTER BK

----- PERIOD 7 END 390,924.90 0.00 870,000.00- BEGIN BALANCE: 488,183.69  
 0.00 9,108.59

\*\*\*\*\*  
 290001089 89 FIRST SECURE BANK & TRUST CO

----- PERIOD 7 END 93,995.10 0.00 170,000.00- BEGIN BALANCE: 94,449.53  
 0.00 18,444.63

\*\*\*\*\*  
 290001129 JPMORGAN CHASE

----- BEGIN BALANCE: 0.00  
 \*\*\*\*\*  
 290001152 52 OLD NATIONAL BANK

----- PERIOD 7 END 13,224,643.30 0.00 17,700,000.00- BEGIN BALANCE: 4,519,435.55  
 0.00 44,078.85

\*\*\*\*\*

2025-07-30 GENERAL LEDGER SUMMARY REPORT FOR 2025, SELECTED PERIOD 07 ACCOUNTS FROM: 290001029 TO: 290001160					PAGE	4	WGL101R
G/L ACCOUNT	BATCH/DESC/REF	CASH RECEIPTS	TRANSFER IN	TRANSFER OUT	DISBURSEMENTS		BALANCE
REPORT TOTAL		362,476,063.43	1,915,157,197.16	1,098,957,000.00-	1,187,950,238.27-		
REPORT TOTAL	BEG BALANCE	23,232,572.15		REPORT TOTAL	END BALANCE		13,958,594.47