

FILED

2025 SEP 10 PM 1:47

CLERK OF SUPERIOR COURT  
JULIA M. GARDNER

---

---

**TIM BROPHY**  
**WILL COUNTY TREASURER**  
**EX-OFFICIO COUNTY COLLECTOR**  
**MONTHLY REPORT**  
**July 31, 2025**

---

---



Tim Brophy  
**Will County Treasurer**  
**Monthly Report**  
 July 31, 2025



**COMPLIANCE** | This report is prepared for the Will County Board pursuant to Illinois Counties Code regarding the monthly report of investments and deposits (55 ILCS 5-3-11007). The code states that "on the twenty-eighth day of each month, the county treasurer shall publish a report disclosing the investments and deposits of county moneys as of the first day of that month." This report shall be transmitted to each member of the county board, and the report shall be a public record.

Security Sector	Face Amount/Shares	Market Value	Book Value	% of Portfolio	YTM @ Cost	Days To Maturity
Cash	50,648,936.74	50,648,936.74	50,648,936.74	9.26	0.00	1
Certificate Of Deposit	7,528,824.95	7,528,824.95	7,528,824.95	1.38	3.97	44
Corporate	111,363,690.65	109,908,290.64	110,308,961.93	20.18	4.30	670
Local Government Investment Pool	207,970.48	207,970.48	207,970.48	0.04	0.00	1
Money Market	116,405,159.57	116,405,159.57	116,405,159.57	21.29	3.86	1
Municipal	36,660,000.00	35,616,819.70	35,733,581.40	6.54	4.23	901
Mutual Fund	102,708.45	102,708.45	102,719.09	0.02	0.00	0
US Agency	119,048,007.79	114,880,111.50	116,392,495.38	21.29	4.13	5,811
US Treasury	110,658,000.00	109,128,308.97	109,374,387.41	20.01	4.00	285
<b>Total / Average</b>	<b>552,623,298.63</b>	<b>544,427,131.00</b>	<b>546,703,036.95</b>	<b>100.00</b>	<b>3.70</b>	<b>1,489</b>



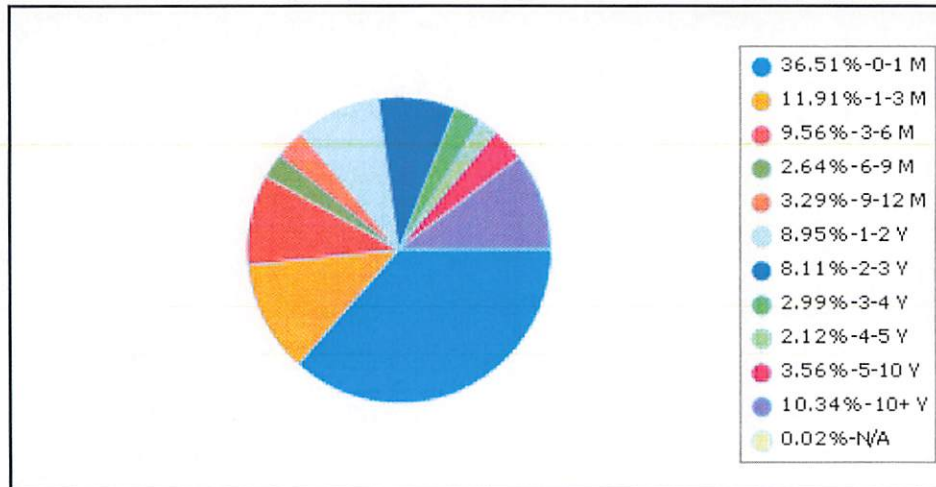
## Will County Distribution by Maturity Range - Market Value All Portfolios

Begin Date: 11/30/2024, End Date: 7/31/2025

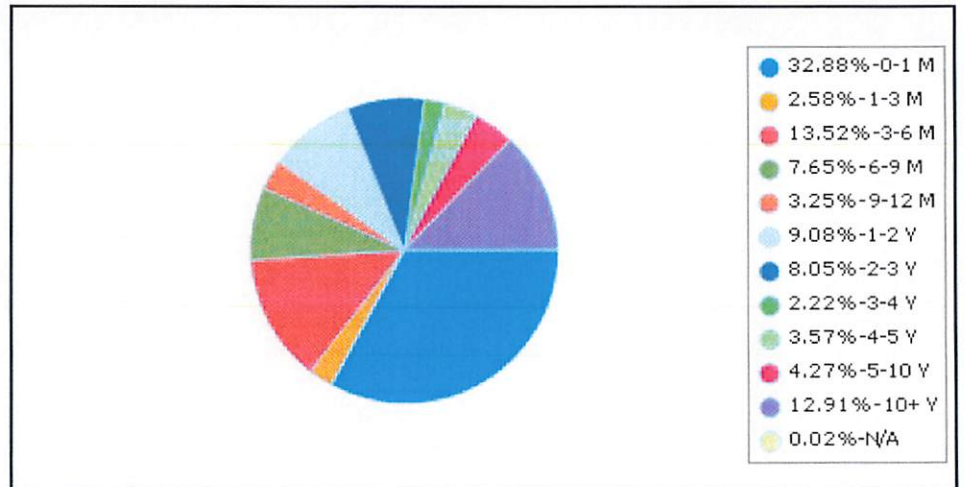
### Maturity Range Allocation

Maturity Range	Market Value 11/30/2024	% of Portfolio 11/30/2024	Market Value 7/31/2025	% of Portfolio 7/31/2025
0-1 Month	198,173,401.26	36.51	179,005,831.63	32.88
1-3 Months	64,651,259.63	11.91	14,020,084.03	2.58
3-6 Months	51,906,421.55	9.56	73,619,218.20	13.52
6-9 Months	14,356,938.53	2.64	41,659,119.21	7.65
9-12 Months	17,871,178.49	3.29	17,696,814.15	3.25
1-2 Years	48,584,192.32	8.95	49,420,393.75	9.08
2-3 Years	44,009,919.73	8.11	43,813,901.08	8.05
3-4 Years	16,240,908.71	2.99	12,093,993.72	2.22
4-5 Years	11,507,153.97	2.12	19,445,318.54	3.57
5-10 Years	19,315,510.22	3.56	23,247,812.04	4.27
10+ Years	56,123,772.65	10.34	70,301,936.20	12.91
N/A	99,834.07	0.02	102,708.45	0.02
<b>Total / Average</b>	<b>542,840,491.13</b>	<b>100.00</b>	<b>544,427,131.00</b>	<b>100.00</b>

### Portfolio Holdings as of 11/30/2024



### Portfolio Holdings as of 7/31/2025





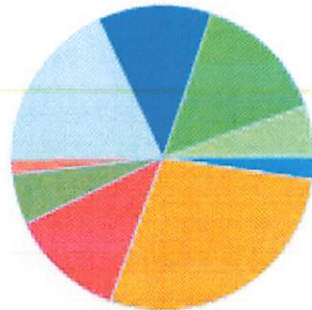
## Will County Distribution by Main Fund - Market Value All Portfolios

Begin Date: 11/30/2024, End Date: 7/31/2025

### Main Fund Allocation

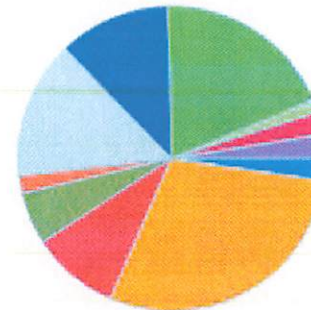
Main Fund	Market Value 11/30/2024	% of Portfolio 11/30/2024	Market Value 7/31/2025	% of Portfolio 7/31/2025
External Manager   Old National Bank	12,047,565.21	2.22	12,414,438.44	2.28
External Manager   Stifel	153,961,149.35	28.36	158,937,706.10	29.19
External Manager   Stifel - ARPA	66,922,934.15	12.33	50,648,936.74	9.30
External Manager   UBS	29,044,622.68	5.35	30,031,654.58	5.52
Internal   ARPA	8,690,659.38	1.60	10,516,265.41	1.93
Internal   Fifth Third Securities	99,072,937.93	18.25	79,419,302.00	14.59
Internal   JPMorgan Securities	65,291,568.36	12.03	63,996,607.30	11.75
Internal   Liquid Assets	77,493,786.69	14.28	104,040,421.39	19.11
Internal   Local CD Investments	30,315,267.38	5.58	7,528,824.95	1.38
External Manager   Commerce Trust	0.00	0.00	13,111,151.21	2.41
Internal   Commerce Trust	0.00	0.00	13,781,822.88	2.53
<b>Total / Average</b>	<b>542,840,491.13</b>	<b>100.00</b>	<b>544,427,131.00</b>	<b>100.00</b>

### Portfolio Holdings as of 11/30/2024



- 2.22%-External Manag...
- 28.36%-External Mana...
- 12.33%-External Mana...
- 5.35%-External Manag...
- 1.6%-Internal | ARPA
- 18.25%-Internal | Fi...
- 12.03%-Internal | JP...
- 14.28%-Internal | Li...
- 5.58%-Internal | Loc...
- 0%-External Manager ...
- 0%-Internal | Commer...

### Portfolio Holdings as of 7/31/2025



- 2.28%-External Manag...
- 29.19%-External Mana...
- 9.3%-External Manage...
- 5.52%-External Manag...
- 1.93%-Internal | ARP...
- 14.59%-Internal | Fi...
- 11.75%-Internal | JP...
- 19.11%-Internal | Li...
- 1.38%-Internal | Loc...
- 2.41%-External Manag...
- 2.53%-Internal | Com...

Will County  
Transactions Summary  
MONTHLY Investment Portfolio Activity  
Group By: Action  
Portfolio / Report Group: All Portfolios  
Begin Date: 06/30/2025, End Date: 07/31/2025

Description	CUSIP/Ticker	Portfolio Name	YTM @ Cost	Settlement Date	Maturity Date	Face Amount/Shares	Principal	Price	Interest/Dividends	Total	Transaction ID	Manager	Main Fund	Broker/Dealer	Custodian
<b>Buy</b>															
FNMA 4.32 4/1/2032	3140NX4M2	External   Stifel 8500 (WB 6011) TC-C 713	4.451	7/31/2025	4/1/2032	965,000.00	957,762.50	99.25	3,474.00	961,236.50		713 Treasurer   Class C	External Manager   Stifel	Stifel	External   Stifel 8500 (WB6100)
SBA Var. SBA 10/25/2032	8316A0AF7	External   Stifel 8500 (WB 6011) TC-C 713	7.450	7/31/2025	10/25/2032	1,627,367.00	1,691,444.56	103.937499	10,510.08	1,701,954.64		713 Treasurer   Class C	External Manager   Stifel	Stifel	External   Stifel 8500 (WB6100)
T-Note 4.125 7/31/2028	91282CHQ7	Will County   Fifth Third 1858 (5801) TC-C 713	3.750	7/28/2025	7/31/2028	3,000,000.00	3,031,710.00	101.057	60,849.45	3,092,559.45		713 Treasurer   Class C	Internal   Fifth Third Securities	Fifth Third Securities	Fifth Third Securities 1858 (5801)
UBS Select Prime	SPPXX	External   UBS 2916 CC-115	0.000	7/31/2025	N/A	367.39	367.39	1	0.00	367.39	purchase	115 Corporate   Class C	External Manager   UBS	UBS Financial Services	UBS 0602
<b>Sub Total / Average Buy</b>						<b>5,592,734.39</b>	<b>5,681,284.45</b>		<b>74,833.53</b>	<b>5,756,117.98</b>					
<b>Deposit</b>															
ARPA   Associated BankMM	MM6704	ARPA Funds   Money Market Accounts	0.000	7/31/2025	N/A	8,377.41	8,377.41	100	0.00	8,377.41		None	None	None	None
ARPA   Busey Bank MM	MM8920	ARPA Funds   Money Market Accounts	0.000	7/31/2025	N/A	7,509.85	7,509.85	100	0.00	7,509.85		None	None	None	None
AssociatedBank MM	MM3569	Will County   MM, LGIP, Cash CC-C 115	0.000	7/31/2025	N/A	8,410.97	8,410.97	100	0.00	8,410.97		None	None	None	None
AssociatedBank MM	MM9160	Will County   MM, LGIP, Cash TC-C 713	0.000	7/31/2025	N/A	17,598.46	17,598.46	100	0.00	17,598.46		None	None	None	None
Busey Bank MM	MM7433	Will County   MM, LGIP, Cash CC-C 115	0.000	7/31/2025	N/A	4,102.03	4,102.03	100	0.00	4,102.03		None	None	None	None
Busey Bank MM	MM7425	Will County   MM, LGIP, Cash TC-C 713	0.000	7/31/2025	N/A	11,185.78	11,185.78	100	0.00	11,185.78		None	None	None	None
Commerce Bank MM	MM1905	Will County   MM, LGIP, Cash CC-C 115	0.000	7/31/2025	N/A	3,472.47	3,472.47	100	0.00	3,472.47		None	None	None	None
Commerce Bank MM	MM9959	Will County   MM, LGIP, Cash TC-C 713	0.000	7/31/2025	N/A	1,227.19	1,227.19	100	0.00	1,227.19		None	None	None	None
Commerce Trust MM	MM8018	External   Commerce Trust 8018TC- C 713	0.000	7/31/2025	N/A	952.21	952.21	100	0.00	952.21	interest   mm	None	None	None	None
Commerce Trust MM	MM8018	External   Commerce Trust 8018TC- C 713	0.000	7/31/2025	N/A	20,197.08	20,197.08	100	0.00	20,197.08	coupon interest	None	None	None	None

Description	CUSIP/Ticker	Portfolio Name	YTM @ Cost	Settlement Date	Maturity Date	Face		Price	Interest/Dividends	Total	Transaction ID	Manager	Main Fund	Broker/Dealer	Custodian
						Amount/Shares	Principal								
Fifth Third Bank MM	MM9989	Will County   MM, LGIP, Cash TC-C 713	0.000	7/31/2025	N/A	6,259.78	6,259.78	100	0.00	6,259.78		None	None	None	None
Fifth Third Bank MM	MM9997	Will County   MM, LGIP, Cash CC-C 115	0.000	7/31/2025	N/A	12,873.02	12,873.02	100	0.00	12,873.02		None	None	None	None
Fifth Third Securities MM	MM1858	Will County   Fifth Third 1858 (5801) TC-C 713	0.000	7/31/2025	N/A	248,375.00	248,375.00	100	0.00	248,375.00	coupon interest	None	None	None	None
Fifth Third Securities MM	MM1858	Will County   Fifth Third 1858 (5801) TC-C 713	0.000	7/31/2025	N/A	3,000,000.00	3,000,000.00	100	0.00	3,000,000.00	maturity	None	None	None	None
Fifth Third Securities MM	MM1858	Will County   Fifth Third 1858 (5801) TC-C 713	0.000	7/31/2025	N/A	3,092,559.45	3,092,559.45	100	0.00	3,092,559.45	wire tr in   purchase	None	None	None	None
First Secure Bank & Trust MM	MM1540	Will County   MM, LGIP, Cash CC-C 115	0.000	7/31/2025	N/A	8,788.99	8,788.99	100	0.00	8,788.99		None	None	None	None
First Secure Bank & Trust MM	MM1532	Will County   MM, LGIP, Cash TC-C 713	0.000	7/31/2025	N/A	1,679.69	1,679.69	100	0.00	1,679.69		None	None	None	None
First Secure Bank & Trust MM	MM1540	Will County   MM, LGIP, Cash CC-C 115	0.000	7/25/2025	N/A	804,327.93	804,327.93	100	0.00	804,327.93		None	None	None	None
First Secure Bank & Trust MM	MM1532	Will County   MM, LGIP, Cash TC-C 713	0.000	7/25/2025	N/A	804,327.93	804,327.93	100	0.00	804,327.93		None	None	None	None
First Secure Community Bank MM	MM2710	Will County   MM, LGIP, Cash TC-C 713	0.000	7/31/2025	N/A	4,887.61	4,887.61	100	0.00	4,887.61		None	None	None	None
First Secure Community Bank MM	MM2870	Will County   MM, LGIP, Cash CC-C 115	0.000	7/31/2025	N/A	12,027.89	12,027.89	100	0.00	12,027.89		None	None	None	None
Heartland Bank & Trust MM	MM9804	Will County   MM, LGIP, Cash TC-C 713	0.000	7/31/2025	N/A	3,002.36	3,002.36	100	0.00	3,002.36		None	None	None	None
JPMorganCash	CASH4912	Will County   JPMorgan 4912 TC-C 713	0.000	7/31/2025	N/A	42,500.00	42,500.00	100	0.00	42,500.00	coupon interest	None	None	None	None
MAXSAFE Bank MM	MM2144	Will County   MM, LGIP, Cash TC-C 713	0.000	7/31/2025	N/A	21,212.65	21,212.65	100	0.00	21,212.65		None	None	None	None
Midland Federal MM	MM0258	Will County   MM, LGIP, Cash TC-C 713	0.000	7/31/2025	N/A	3,200.10	3,200.10	100	0.00	3,200.10		None	None	None	None
Old National BankMM	MM1671	Will County   MM, LGIP, Cash CC-C 115	0.000	7/31/2025	N/A	61,513.14	61,513.14	100	0.00	61,513.14		None	None	None	None
Old National BankMM	MM1671	Will County   MM, LGIP, Cash CC-C 115	0.000	7/12/2025	N/A	3,000,000.00	3,000,000.00	100	0.00	3,000,000.00		None	None	None	None
Old National WM MM	MM6142	External   Old National 6142 (FMW 0334) TC-C 713	0.000	7/31/2025	N/A	900.33	900.33	100	0.00	900.33	interest   mm	None	None	None	None
Old National WM MM	MM6142	External   Old National 6142 (FMW 0334) TC-C 713	0.000	7/31/2025	N/A	11,625.00	11,625.00	100	0.00	11,625.00	coupon interest	None	None	None	None

Description	CUSIP/Ticker	Portfolio Name	YTM @ Cost	Settlement Date	Maturity Date	Face Amount/Shares	Principal	Price	Interest/Dividends	Total	Transaction ID	Manager	Main Fund	Broker/Dealer	Custodian
Old National WM MM	MM6142	External   Old National 6142 (FMW 0334) TC-C 713	0.000	7/31/2025	N/A	800,000.00	800,000.00	100	0.00	800,000.00	matured	None	None	None	None
Old Plank Trail MM	MM1766	Will County   MM, LGIP, Cash CC-C 115	0.000	7/31/2025	N/A	25,949.79	25,949.79	100	0.00	25,949.79		None	None	None	None
Old Second Bank MM	MM7457	Will County   MM, LGIP, Cash CC-C 115	0.000	7/31/2025	N/A	725.93	725.93	100	0.00	725.93		None	None	None	None
Old Second Bank MM	MM4914	Will County   MM, LGIP, Cash TC-C 713	0.000	7/31/2025	N/A	3,592.87	3,592.87	100	0.00	3,592.87		None	None	None	None
Old Second Bank MM	MM4914	Will County   MM, LGIP, Cash TC-C 713	0.000	7/31/2025	N/A	2,140,902.95	2,140,902.95	100	0.00	2,140,902.95		None	None	None	None
PeopleFirst Bank MM	MM7360	Will County   MM, LGIP, Cash CC-C 115	0.000	7/31/2025	N/A	25,664.83	25,664.83	100	0.00	25,664.83		None	None	None	None
PeopleFirst Bank MM	MM4000	Will County   MM, LGIP, Cash TC-C 713	0.000	7/31/2025	N/A	45,739.99	45,739.99	100	0.00	45,739.99		None	None	None	None
PNC Bank MM	MM1355	Will County   MM, LGIP, Cash TC-C 713	0.000	7/31/2025	N/A	5,601.51	5,601.51	100	0.00	5,601.51		None	None	None	None
Providence Bank & Trust MM	MM0203	Will County   MM, LGIP, Cash TC-C 713	0.000	7/31/2025	N/A	805.90	805.90	100	0.00	805.90		None	None	None	None
Providence Bank & Trust MM	MM0195	Will County   MM, LGIP, Cash CC-C 115	0.000	7/31/2025	N/A	7,067.30	7,067.30	100	0.00	7,067.30		None	None	None	None
Republic Bank MM	MM3495	Will County   MM, LGIP, Cash CC-C 115	0.000	7/31/2025	N/A	20,610.92	20,610.92	100	0.00	20,610.92		None	None	None	None
Republic Bank MM	MM2085	Will County   MM, LGIP, Cash TC-C 713	0.000	7/31/2025	N/A	21,833.85	21,833.85	100	0.00	21,833.85		None	None	None	None
Republic Bank MM	MM3495	Will County   MM, LGIP, Cash CC-C 115	0.000	7/22/2025	N/A	3,216,034.85	3,216,034.85	100	0.00	3,216,034.85		None	None	None	None
Republic Bank MM	MM2085	Will County   MM, LGIP, Cash TC-C 713	0.000	7/22/2025	N/A	1,072,017.73	1,072,017.73	100	0.00	1,072,017.73		None	None	None	None
Stifel   ARPA Cash	CASH7658	External   Stifel 7658 (WB 0349) ARPA	0.000	7/31/2025	N/A	176,455.87	176,455.87	100	0.00	176,455.87	net activity	None	None	None	None
Stifel   Corporate Class C MM	MM4193	External   Stifel 4193 (WB 0356) CC-115	0.000	7/31/2025	N/A	460.23	460.23	100	0.00	460.23	interest   mm	None	None	None	None
Stifel   Corporate Class C MM	MM4193	External   Stifel 4193 (WB 0356) CC-115	0.000	7/31/2025	N/A	32,774.95	32,774.95	100	0.00	32,774.95	principal pay downs	None	None	None	None
Stifel   Corporate Class C MM	MM4193	External   Stifel 4193 (WB 0356) CC-115	0.000	7/31/2025	N/A	245,894.59	245,894.59	100	0.00	245,894.59	coupon interest	None	None	None	None
Stifel   Treasurer Class C MM	MM8500	External   Stifel 8500 (WB 6011) TC-C 713	0.000	7/31/2025	N/A	0.01	0.01	100	0.00	0.01	forced adjustment	None	None	None	None
Stifel   Treasurer Class C MM	MM8500	External   Stifel 8500 (WB 6011) TC-C 713	0.000	7/31/2025	N/A	5,028.62	5,028.62	100	0.00	5,028.62	interest   mm	None	None	None	None

Description	CUSIP/Ticker	Portfolio Name	YTM @ Cost	Settlement Date	Maturity Date	Face Amount/Shares	Principal	Price	Interest/Dividends	Total	Transaction ID	Manager	Main Fund	Broker/Dealer	Custodian
Stifel   Treasurer Class C MM	MM8500	External   Stifel 8500 (WB 6011) TC-C 713	0.000	7/31/2025	N/A	433,781.09	433,781.09	100	0.00	433,781.09	coupon interest	None	None	None	None
Stifel   Treasurer Class C MM	MM8500	External   Stifel 8500 (WB 6011) TC-C 713	0.000	7/31/2025	N/A	970,000.00	970,000.00	100	0.00	970,000.00	matured	None	None	None	None
Stifel   Treasurer Class C MM	MM8500	External   Stifel 8500 (WB 6011) TC-C 713	0.000	7/31/2025	N/A	1,197,584.81	1,197,584.81	100	0.00	1,197,584.81	principal paydowns	None	None	None	None
UBS Financial MM	MM2916	External   UBS 2916 CC-115	0.000	7/31/2025	N/A	25.16	25.16	100	0.00	25.16	interest   mm	None	None	None	None
UBS Financial MM	MM2916	External   UBS 2916 CC-115	0.000	7/31/2025	N/A	102,109.50	102,109.50	100	0.00	102,109.50	coupon interest	None	None	None	None
UBS Financial MM	MM2916	External   UBS 2916 CC-115	0.000	7/31/2025	N/A	250,000.00	250,000.00	100	0.00	250,000.00	matured	None	None	None	None
<b>Sub Total / Average Deposit</b>						<b>22,023,757.57</b>	<b>22,023,757.57</b>		<b>0.00</b>	<b>22,023,757.57</b>					
<b>Dividend</b>															
UBS Select Prime	SPPXX	External   UBS 2916 CC-115	0.000	7/31/2025	N/A	0.00	0.00		367.39	367.39	dividend	None	None	None	None
<b>Sub Total / Average Dividend</b>						<b>0.00</b>	<b>0.00</b>		<b>367.39</b>	<b>367.39</b>					
<b>Interest</b>															
American Honda Finance 4.95 1/9/2026-25	02665WEY3	External   Stifel 4193 (WB 0356) CC-115	0.000	7/9/2025	1/9/2026	0.00	0.00		111,375.00	111,375.00		None	None	None	None
ARPA   Associated BankMM	MM6704	ARPA Funds   Money Market Accounts	0.000	7/31/2025	N/A	0.00	0.00		8,377.41	8,377.41		None	None	None	None
ARPA   Busey Bank MM	MM8920	ARPA Funds   Money Market Accounts	0.000	7/31/2025	N/A	0.00	0.00		7,509.85	7,509.85		None	None	None	None
AssociatedBank MM	MM3569	Will County   MM, LGIP, Cash CC-C 115	0.000	7/31/2025	N/A	0.00	0.00		8,410.97	8,410.97		None	None	None	None
AssociatedBank MM	MM9160	Will County   MM, LGIP, Cash TC-C 713	0.000	7/31/2025	N/A	0.00	0.00		17,598.46	17,598.46		None	None	None	None
Baltimore MD 1.575 7/1/2028-28	059231X62	External   Commerce Trust 8018TC-C 713	0.000	7/1/2025	7/1/2028	0.00	0.00		1,968.75	1,968.75		None	None	None	None
Bank of New York Mellon 3.4 1/29/2028-27	06406RAF4	External   UBS 2916 CC-115	0.000	7/29/2025	1/29/2028	0.00	0.00		14,416.00	14,416.00		None	None	None	None
Busey Bank MM	MM7433	Will County   MM, LGIP, Cash CC-C 115	0.000	7/31/2025	N/A	0.00	0.00		4,102.03	4,102.03		None	None	None	None
Busey Bank MM	MM7425	Will County   MM, LGIP, Cash TC-C 713	0.000	7/31/2025	N/A	0.00	0.00		11,185.78	11,185.78		None	None	None	None
Coca Cola 2.25 1/5/2032-22	191216DP2	External   UBS 2916 CC-115	0.000	7/5/2025	1/5/2032	0.00	0.00		16,143.75	16,143.75		None	None	None	None
Comcast Corp 1.95 1/15/2031-30	20030NDM0	External   UBS 2916 CC-115	0.000	7/15/2025	1/15/2031	0.00	0.00		9,506.25	9,506.25		None	None	None	None

Description	CUSIP/Ticker	Portfolio Name	YTM @ Cost	Settlement Date	Maturity Date	Face Amount/Shares	Principal	Price	Interest/Dividends	Total	Transaction ID	Manager	Main Fund	Broker/Dealer	Custodian
Commerce Bank MM	MM1905	Will County   MM, LGIP, Cash CC-C 115	0.000	7/31/2025	N/A	0.00	0.00		3,472.47	3,472.47		None	None	None	None
Commerce Bank MM	MM9959	Will County   MM, LGIP, Cash TC-C 713	0.000	7/31/2025	N/A	0.00	0.00		1,227.19	1,227.19		None	None	None	None
Commerce Trust MM	MM8018	External   Commerce Trust 8018TC-C 713	0.000	7/31/2025	N/A	0.00	0.00		952.21	952.21	interest   mm	None	None	None	None
FFCB 2.02 7/2/2040-21	3133ELR22	External   UBS 2916 CC-115	0.000	7/2/2025	7/2/2040	0.00	0.00		5,050.00	5,050.00		None	None	None	None
FFCB 2.05 1/23/2029	3133ELJR6	External   UBS 2916 CC-115	0.000	7/23/2025	1/23/2029	0.00	0.00		4,356.25	4,356.25		None	None	None	None
FHLB 0.6 7/28/2026-22	3130AKNS1	External   UBS 2916 CC-115	0.000	7/28/2025	7/28/2026	0.00	0.00		3,300.00	3,300.00		None	None	None	None
FHLMC 1.375 7/15/2030-21	3134GV5A2	External   UBS 2916 CC-115	0.000	7/15/2025	7/15/2030	0.00	0.00		5,843.75	5,843.75		None	None	None	None
FHLMC MBS 1.5 11/25/2040	3137F64V6	External   Stifel 8500 (WB 6011) TC-C 713	0.000	7/1/2025	11/25/2040	0.00	0.00		2,082.39	2,082.39		None	None	None	None
FHLMC MBS 1.5 11/25/2040	3137F6YK7	External   Stifel 8500 (WB 6011) TC-C 713	0.000	7/1/2025	11/25/2040	0.00	0.00		2,568.88	2,568.88		None	None	None	None
FHLMC MBS 1.5 2/1/2036	3132D56Z0	External   Stifel 8500 (WB 6011) TC-C 713	0.000	7/1/2025	2/1/2036	0.00	0.00		1,382.20	1,382.20		None	None	None	None
FHLMC MBS 1.682 1/1/2052	31288QV80	External   Stifel 8500 (WB 6011) TC-C 713	0.000	7/1/2025	1/1/2052	0.00	0.00		1,887.09	1,887.09		None	None	None	None
FHLMC MBS 1.75 5/15/2041	3137AXR88	External   Stifel 8500 (WB 6011) TC-C 713	0.000	7/1/2025	5/15/2041	0.00	0.00		159.05	159.05		None	None	None	None
FHLMC MBS 1.75 5/15/2041	3137AXR88	External   Stifel 4193 (WB 0356) CC-115	0.000	7/1/2025	5/15/2041	0.00	0.00		91.46	91.46		None	None	None	None
FHLMC MBS 3 10/15/2045	3137F3TU8	External   Stifel 8500 (WB 6011) TC-C 713	0.000	7/1/2025	10/15/2045	0.00	0.00		870.08	870.08		None	None	None	None
FHLMC MBS 3 10/15/2045	3137F3TU8	External   Stifel 4193 (WB 0356) CC-115	0.000	7/1/2025	10/15/2045	0.00	0.00		212.41	212.41		None	None	None	None
FHLMC MBS 3 2/15/2034	3137BGB40	External   Stifel 8500 (WB 6011) TC-C 713	0.000	7/1/2025	2/15/2034	0.00	0.00		1,207.41	1,207.41		None	None	None	None
FHLMC MBS 3.5 11/1/2047	3132XUKF1	External   Stifel 8500 (WB 6011) TC-C 713	0.000	7/1/2025	11/1/2047	0.00	0.00		3,164.88	3,164.88		None	None	None	None
FHLMC MBS 3.505 3/25/2029	3137FLN91	External   Stifel 8500 (WB 6011) TC-C 713	0.000	7/1/2025	3/25/2029	0.00	0.00		2,920.83	2,920.83		None	None	None	None
FHLMC MBS 3.8 9/1/2029	3132XGQK5	External   Stifel 8500 (WB	0.000	7/1/2025	9/1/2029	0.00	0.00		3,129.41	3,129.41		None	None	None	None

Description	CUSIP/Ticker	Portfolio Name	YTM @ Cost	Settlement Date	Maturity Date	Face Amount/Shares	Principal	Price	Interest/Dividends	Total	Transaction ID	Manager	Main Fund	Broker/Dealer	Custodian
FHLMC MBS 4.1 10/1/2029	3132XKXG7	6011) TC-C 713 External   Stifel 8500 (WB 6011) TC-C 713	0.000	7/1/2025	10/1/2029	0.00	0.00		5,979.17	5,979.17		None	None	None	None
FHLMC MBS 4.1 10/1/2029	3132XKXF9	External   Stifel 8500 (WB 6011) TC-C 713	0.000	7/1/2025	10/1/2029	0.00	0.00		6,833.33	6,833.33		None	None	None	None
FHLMC MBS 4.34 8/1/2028	3132XFMR6	External   Stifel 8500 (WB 6011) TC-C 713	0.000	7/1/2025	8/1/2028	0.00	0.00		7,233.33	7,233.33		None	None	None	None
FHLMC MBS 4.5 12/1/2029	3132XKX93	External   Stifel 8500 (WB 6011) TC-C 713	0.000	7/1/2025	12/1/2029	0.00	0.00		4,500.00	4,500.00		None	None	None	None
FHLMC MBS 4.814 1/15/2038	3137BPPH6	External   Stifel 8500 (WB 6011) TC-C 713	0.000	7/1/2025	1/15/2038	0.00	0.00		3,641.55	3,641.55		None	None	None	None
FHLMC MBS 5.706 10/25/2054	3137HFX34	External   Stifel 8500 (WB 6011) TC-C 713	0.000	7/1/2025	10/25/2054	0.00	0.00		8,217.23	8,217.23		None	None	None	None
FHLMC MBS 6 1/1/2029	3132J4Q77	External   Stifel 8500 (WB 6011) TC-C 713	0.000	7/1/2025	1/1/2029	0.00	0.00		1,829.48	1,829.48		None	None	None	None
FHLMC MBS 6.5 11/1/2053	3133N3ZG2	External   Stifel 8500 (WB 6011) TC-C 713	0.000	7/1/2025	11/1/2053	0.00	0.00		3,923.32	3,923.32		None	None	None	None
FHLMC MBS Var. FHLMC 10/1/2054	3142BASW8	External   Stifel 8500 (WB 6011) TC-C 713	0.000	7/1/2025	10/1/2054	0.00	0.00		6,858.34	6,858.34		None	None	None	None
FHLMC MBS Var. FHLMC 2/1/2055	31288RDP0	External   Stifel 8500 (WB 6011) TC-C 713	0.000	7/1/2025	2/1/2055	0.00	0.00		6,530.01	6,530.01		None	None	None	None
FHLMC MBS Var. FHLMC 5/1/2052	3142BNHB3	External   Stifel 8500 (WB 6011) TC-C 713	0.000	7/1/2025	5/1/2052	0.00	0.00		3,428.26	3,428.26		None	None	None	None
FHLMC MBS Var. FHLMC 6/1/2053	31288QXD7	External   Stifel 8500 (WB 6011) TC-C 713	0.000	7/1/2025	6/1/2053	0.00	0.00		6,386.37	6,386.37		None	None	None	None
FHLMC MBS Var. FHLMC 6/25/2030	3137FVNB4	External   Stifel 8500 (WB 6011) TC-C 713	0.000	7/1/2025	6/25/2030	0.00	0.00		5,947.66	5,947.66		None	None	None	None
FHLMC Var. FHLMC 11/25/2052	3137H9FR5	External   Stifel 8500 (WB 6011) TC-C 713	0.000	7/1/2025	11/25/2052	0.00	0.00		6,933.39	6,933.39		None	None	None	None
Fifth Third Bank MM	MM9989	Will County   MM, LGIP, Cash TC-C 713	0.000	7/31/2025	N/A	0.00	0.00		6,259.78	6,259.78		None	None	None	None
Fifth Third Bank MM	MM9997	Will County   MM, LGIP, Cash CC-C 115	0.000	7/31/2025	N/A	0.00	0.00		12,873.02	12,873.02		None	None	None	None

Description	CUSIP/Ticker	Portfolio Name	YTM @ Cost	Settlement Date	Maturity Date	Face Amount/Shares	Principal	Price	Interest/Dividends	Total	Transaction ID	Manager	Main Fund	Broker/Dealer	Custodian
First Secure Bank & Trust 3.94 7/22/2025	CD0453B	Will County   Investments TC-C 713	0.000	7/22/2025	7/22/2025	0.00	0.00		2,596.29	2,596.29		None	None	None	None
First Secure Bank & Trust 3.94 7/22/2025	CD0451B	Will County   Investments CC-C 115	0.000	7/22/2025	7/22/2025	0.00	0.00		2,596.29	2,596.29		None	None	None	None
First Secure Bank & Trust MM	MM1540	Will County   MM, LGIP, Cash CC-C 115	0.000	7/31/2025	N/A	0.00	0.00		8,788.99	8,788.99		None	None	None	None
First Secure Bank & Trust MM	MM1532	Will County   MM, LGIP, Cash TC-C 713	0.000	7/31/2025	N/A	0.00	0.00		1,679.69	1,679.69		None	None	None	None
First Secure Community Bank MM	MM2710	Will County   MM, LGIP, Cash TC-C 713	0.000	7/31/2025	N/A	0.00	0.00		4,887.61	4,887.61		None	None	None	None
First Secure Community Bank MM	MM2870	Will County   MM, LGIP, Cash CC-C 115	0.000	7/31/2025	N/A	0.00	0.00		12,027.89	12,027.89		None	None	None	None
Florida State 2.154 7/1/2030-30	341271AF1	External   Commerce Trust 8018TC-C 713	0.000	7/1/2025	7/1/2030	0.00	0.00		2,692.50	2,692.50		None	None	None	None
Florida State Board 1.258 7/1/2025-25	341271AD6	External   Stifel 8500 (WB 6011) TC-C 713	0.000	7/1/2025	7/1/2025	0.00	0.00		6,101.30	6,101.30		None	None	None	None
FNMA MBS 1.5 6/25/2027	3136A6A20	External   Stifel 4193 (WB 0356) CC-115	0.000	7/1/2025	6/25/2027	0.00	0.00		21.50	21.50		None	None	None	None
FNMA MBS 1.5 6/25/2040	3136BAFH2	External   Stifel 8500 (WB 6011) TC-C 713	0.000	7/1/2025	6/25/2040	0.00	0.00		272.72	272.72		None	None	None	None
FNMA MBS 1.557 11/1/2051	3140QMN83	External   Stifel 8500 (WB 6011) TC-C 713	0.000	7/1/2025	11/1/2051	0.00	0.00		1,903.87	1,903.87		None	None	None	None
FNMA MBS 2 10/25/2041	3136A9KS6	External   Stifel 4193 (WB 0356) CC-115	0.000	7/1/2025	10/25/2041	0.00	0.00		252.99	252.99		None	None	None	None
FNMA MBS 2 2/25/2049	3136BKWC2	External   Stifel 8500 (WB 6011) TC-C 713	0.000	7/1/2025	2/25/2049	0.00	0.00		2,209.52	2,209.52		None	None	None	None
FNMA MBS 2.25 6/25/2044	3136AMHV4	External   Stifel 8500 (WB 6011) TC-C 713	0.000	7/1/2025	6/25/2044	0.00	0.00		362.02	362.02		None	None	None	None
FNMA MBS 2.5 2/1/2035	3140XJJ79	External   Stifel 8500 (WB 6011) TC-C 713	0.000	7/1/2025	2/1/2035	0.00	0.00		4,222.40	4,222.40		None	None	None	None
FNMA MBS 3 1/1/2036	3140XKQS2	External   Stifel 8500 (WB 6011) TC-C 713	0.000	7/1/2025	1/1/2036	0.00	0.00		4,937.37	4,937.37		None	None	None	None
FNMA MBS 3 12/1/2033	3140JGME2	External   Stifel 8500 (WB 6011) TC-C 713	0.000	7/1/2025	12/1/2033	0.00	0.00		1,573.12	1,573.12		None	None	None	None
FNMA MBS 3.01 2/1/2027	3138LHG57	External   Stifel 8500 (WB 6011) TC-C 713	0.000	7/1/2025	2/1/2027	0.00	0.00		4,732.56	4,732.56		None	None	None	None

Description	CUSIP/Ticker	Portfolio Name	YTM @ Cost	Settlement Date	Maturity Date	Face Amount/Shares	Principal	Price	Interest/Dividends	Total	Transaction ID	Manager	Main Fund	Broker/Dealer	Custodian
FNMA MBS 3.5 12/1/2029	3138ENZ36	External   Stifel 8500 (WB 6011) TC-C 713	0.000	7/1/2025	12/1/2029	0.00	0.00		1,454.40	1,454.40		None	None	None	None
FNMA MBS 3.75 12/25/2046	3136BNDR4	External   Stifel 8500 (WB 6011) TC-C 713	0.000	7/1/2025	12/25/2046	0.00	0.00		5,989.12	5,989.12		None	None	None	None
FNMA MBS 3.848 1/1/2053	3140N6FC1	External   Stifel 8500 (WB 6011) TC-C 713	0.000	7/1/2025	1/1/2053	0.00	0.00		4,776.97	4,776.97		None	None	None	None
FNMA MBS 4 10/25/2033	3136BNS64	External   Stifel 8500 (WB 6011) TC-C 713	0.000	7/1/2025	10/25/2033	0.00	0.00		4,802.03	4,802.03		None	None	None	None
FNMA MBS 4 6/1/2043	3140XMRB4	External   Stifel 8500 (WB 6011) TC-C 713	0.000	7/1/2025	6/1/2043	0.00	0.00		5,547.91	5,547.91		None	None	None	None
FNMA MBS 4.5 6/1/2043	3140XMBM7	External   Stifel 8500 (WB 6011) TC-C 713	0.000	7/1/2025	6/1/2043	0.00	0.00		6,055.55	6,055.55		None	None	None	None
FNMA MBS 4.59 4/1/2028	3140LKBM4	External   Stifel 8500 (WB 6011) TC-C 713	0.000	7/1/2025	4/1/2028	0.00	0.00		6,871.78	6,871.78		None	None	None	None
FNMA MBS 4.736 10/25/2039	3136BQTK5	External   Stifel 8500 (WB 6011) TC-C 713	0.000	7/25/2025	10/25/2039	0.00	0.00		6,645.60	6,645.60		None	None	None	None
FNMA MBS 4.815 9/1/2028	3140LLUF6	External   Stifel 8500 (WB 6011) TC-C 713	0.000	7/1/2025	9/1/2028	0.00	0.00		8,426.25	8,426.25		None	None	None	None
FNMA MBS 5.213 10/25/2052	3136BPAQ4	External   Stifel 8500 (WB 6011) TC-C 713	0.000	7/1/2025	10/25/2052	0.00	0.00		11,331.79	11,331.79		None	None	None	None
FNMA MBS 5.249 3/1/2053	3140JB5T9	External   Stifel 8500 (WB 6011) TC-C 713	0.000	7/1/2025	3/1/2053	0.00	0.00		6,108.95	6,108.95		None	None	None	None
FNMA MBS 6 11/1/2043	3140XMU46	External   Stifel 8500 (WB 6011) TC-C 713	0.000	7/1/2025	11/1/2043	0.00	0.00		6,706.60	6,706.60		None	None	None	None
FNMA MBS 6.006 9/25/2053	3136BQY45	External   Stifel 8500 (WB 6011) TC-C 713	0.000	7/1/2025	9/25/2053	0.00	0.00		6,257.92	6,257.92		None	None	None	None
FNMA MBS Var. FNMA 10/25/2042	3136A8R36	External   Stifel 8500 (WB 6011) TC-C 713	0.000	7/1/2025	10/25/2042	0.00	0.00		6,240.53	6,240.53		None	None	None	None
FNMA MBS Var. FNMA 2/25/2027	3136AVKR9	External   Stifel 8500 (WB 6011) TC-C 713	0.000	7/1/2025	2/25/2027	0.00	0.00		1,737.22	1,737.22		None	None	None	None
FNMA MBS Var. FNMA 4/25/2048	3136B1VC5	External   Stifel 8500 (WB 6011) TC-C 713	0.000	7/1/2025	4/25/2048	0.00	0.00		4,852.88	4,852.88		None	None	None	None

Description	CUSIP/Ticker	Portfolio Name	YTM @ Cost	Settlement Date	Maturity Date	Face Amount/Shares	Principal	Price	Interest/Dividends	Total	Transaction ID	Manager	Main Fund	Broker/Dealer	Custodian
FNMA MBS Var. FNMA 5/1/2055	3140JCR97	External   Stifel 8500 (WB 6011) TC-C 713	0.000	7/1/2025	5/1/2055	0.00	0.00		6,741.92	6,741.92		None	None	None	None
FNMA MBS Var. FNMA 7/1/2053	3140JCBL7	External   Stifel 8500 (WB 6011) TC-C 713	0.000	7/1/2025	7/1/2053	0.00	0.00		7,460.69	7,460.69		None	None	None	None
FNMA MBS Var. FNMA 7/25/2049	3136B45N4	External   Stifel 8500 (WB 6011) TC-C 713	0.000	7/1/2025	7/25/2049	0.00	0.00		5,909.01	5,909.01		None	None	None	None
FNMA MBS Var. FNMA 9/25/2061	3136BGXY2	External   Stifel 8500 (WB 6011) TC-C 713	0.000	7/1/2025	9/25/2061	0.00	0.00		2,313.05	2,313.05		None	None	None	None
FNMA MBS Var. FNMA 9/25/2061	3136BGXY2	External   Stifel 4193 (WB 0356) CC-115	0.000	7/1/2025	9/25/2061	0.00	0.00		566.03	566.03		None	None	None	None
FRESB MBS Var. Corp 2/25/2039	30298BAE3	External   Stifel 4193 (WB 0356) CC-115	0.000	7/1/2025	2/25/2039	0.00	0.00		1,060.32	1,060.32		None	None	None	None
FRESB MBS Var. Corp 3/25/2037	30295YAB2	External   Stifel 4193 (WB 0356) CC-115	0.000	7/1/2025	3/25/2037	0.00	0.00		640.66	640.66		None	None	None	None
FRESB MBS Var. Corp 5/25/2039	30298LAB7	External   Stifel 4193 (WB 0356) CC-115	0.000	7/1/2025	5/25/2039	0.00	0.00		297.55	297.55		None	None	None	None
FRESB MBS Var. Corp 7/25/2038	30297PAF0	External   Stifel 4193 (WB 0356) CC-115	0.000	7/1/2025	7/25/2038	0.00	0.00		574.97	574.97		None	None	None	None
FRESB MBS Var. Corp 8/25/2039	30298WAE7	External   Stifel 4193 (WB 0356) CC-115	0.000	7/1/2025	8/25/2039	0.00	0.00		1,930.20	1,930.20		None	None	None	None
GNMA MBS 1 1/20/2050	38383AUP7	External   Stifel 8500 (WB 6011) TC-C 713	0.000	7/1/2025	1/20/2050	0.00	0.00		775.70	775.70		None	None	None	None
GNMA MBS 1.25 9/16/2027	38378HXH4	External   Stifel 4193 (WB 0356) CC-115	0.000	7/1/2025	9/16/2027	0.00	0.00		10.90	10.90		None	None	None	None
GNMA MBS 2 8/20/2025	38375GG47	External   Stifel 4193 (WB 0356) CC-115	0.000	7/1/2025	8/20/2025	0.00	0.00		0.02	0.02		None	None	None	None
GNMA MBS 2.4 9/16/2050	38379U4F0	External   Stifel 8500 (WB 6011) TC-C 713	0.000	7/1/2025	9/16/2050	0.00	0.00		439.61	439.61		None	None	None	None
GNMA MBS 2.85 8/16/2054	38378XUC3	External   Stifel 4193 (WB 0356) CC-115	0.000	7/1/2025	8/16/2054	0.00	0.00		42.83	42.83		None	None	None	None
GNMA MBS 3 4/20/2050	3622ABT28	External   Stifel 8500 (WB 6011) TC-C 713	0.000	7/1/2025	4/20/2050	0.00	0.00		6,188.73	6,188.73		None	None	None	None
GNMA MBS 4.5 2/20/2048	38383LLS7	External   Stifel 8500 (WB 6011) TC-C 713	0.000	7/1/2025	2/20/2048	0.00	0.00		2,643.50	2,643.50		None	None	None	None
GNMA MBS 5 1/20/2052	38383WW4	External   Stifel 8500 (WB 6011) TC-C 713	0.000	7/1/2025	1/20/2052	0.00	0.00		4,171.24	4,171.24		None	None	None	None

Description	CUSIP/Ticker	Portfolio Name	YTM @ Cost	Settlement Date	Maturity Date	Face Amount/Shares	Principal	Price	Interest/Dividends	Total	Transaction ID	Manager	Main Fund	Broker/Dealer	Custodian
GNMA MBS 5 1/20/2054	38384MBR7	External   Stifel 8500 (WB 6011) TC-C 713	0.000	7/1/2025	1/20/2054	0.00	0.00		4,572.40	4,572.40		None	None	None	None
GNMA MBS 5 10/20/2051	38384JQG2	External   Stifel 8500 (WB 6011) TC-C 713	0.000	7/1/2025	10/20/2051	0.00	0.00		5,922.13	5,922.13		None	None	None	None
GNMA MBS 5 4/20/2053	36179XX50	External   Stifel 8500 (WB 6011) TC-C 713	0.000	7/1/2025	4/20/2053	0.00	0.00		6,502.65	6,502.65		None	None	None	None
GNMA MBS 5.5 3/20/2048	38384AR21	External   Stifel 8500 (WB 6011) TC-C 713	0.000	7/1/2025	3/20/2048	0.00	0.00		4,125.62	4,125.62		None	None	None	None
GNMA MBS Var. GNMA 11/16/2042	38381MPA2	External   Stifel 8500 (WB 6011) TC-C 713	0.000	7/1/2025	11/16/2042	0.00	0.00		5,520.63	5,520.63		None	None	None	None
GNMA MBS Var. GNMA 11/20/2054	3618N5BE8	External   Stifel 8500 (WB 6011) TC-C 713	0.000	7/1/2025	11/20/2054	0.00	0.00		5,574.52	5,574.52		None	None	None	None
GNMA MBS Var. GNMA 12/16/2047	38378N5Q2	External   Stifel 8500 (WB 6011) TC-C 713	0.000	7/1/2025	12/16/2047	0.00	0.00		440.19	440.19		None	None	None	None
GNMA MBS Var. GNMA 12/16/2047	38378N5Q2	External   Stifel 4193 (WB 0356) CC-115	0.000	7/1/2025	12/16/2047	0.00	0.00		253.23	253.23		None	None	None	None
GNMA MBS Var. GNMA 2/20/2041	38379WM74	External   Stifel 4193 (WB 0356) CC-115	0.000	7/1/2025	2/20/2041	0.00	0.00		689.52	689.52		None	None	None	None
GNMA MBS Var. GNMA 2/20/2053	3622ACFD7	External   Stifel 8500 (WB 6011) TC-C 713	0.000	7/1/2025	2/20/2053	0.00	0.00		3,923.60	3,923.60		None	None	None	None
GNMA MBS Var. GNMA 4/20/2054	38384MLA3	External   Stifel 8500 (WB 6011) TC-C 713	0.000	7/20/2025	4/20/2054	0.00	0.00		8,546.65	8,546.65		None	None	None	None
GNMA MBS Var. GNMA 6/20/2053	3622ACNG1	External   Stifel 8500 (WB 6011) TC-C 713	0.000	7/1/2025	6/20/2053	0.00	0.00		7,179.88	7,179.88		None	None	None	None
Heartland Bank & Trust MM	MM9804	Will County   MM, LGIP, Cash TC-C 713	0.000	7/31/2025	N/A	0.00	0.00		3,002.36	3,002.36		None	None	None	None
IBM 3.3 1/27/2027-26	459200JR3	External   UBS 2916 CC-115	0.000	7/27/2025	1/27/2027	0.00	0.00		10,395.00	10,395.00		None	None	None	None
Intel Corp 3.7 7/29/2025-25	458140AS9	External   UBS 2916 CC-115	0.000	7/29/2025	7/29/2025	0.00	0.00		4,625.00	4,625.00		None	None	None	None
JPMorgan Chase Var. Corp 1/23/2028 -27	46647PEA0	External   Commerce Trust 8018TC-C 713	0.000	7/23/2025	1/23/2028	0.00	0.00		3,150.00	3,150.00		None	None	None	None
Kentucky State 1.768 7/1/2029	491552S97	External   Commerce Trust 8018TC-C 713	0.000	7/1/2025	7/1/2029	0.00	0.00		2,210.00	2,210.00		None	None	None	None
Los Angeles County 4.848 7/1/2034-34	54466HNR3	External   Commerce	0.000	7/1/2025	7/1/2034	0.00	0.00		6,302.40	6,302.40		None	None	None	None

Description	CUSIP/Ticker	Portfolio Name	YTM @ Cost	Settlement Date	Maturity Date	Face Amount/Shares	Principal	Price	Interest/Dividends	Total	Transaction ID	Manager	Main Fund	Broker/Dealer	Custodian
		Trust 8018TC-C 713													
Maine Health & Higher Education 2.185 7/1/2030	56042RJ94	External   Sifiel 8500 (WB 6011) TC-C 713	0.000	7/1/2025	7/1/2030	0.00	0.00		10,051.00	10,051.00		None	None	None	None
Manufacturers & Traders 4.65 1/27/2026-25	55279HAVZ	External   Sifiel 4193 (WB 0356) CC-115	0.000	7/27/2025	1/27/2026	0.00	0.00		69,750.00	69,750.00		None	None	None	None
Massachusetts Education Authority 3.272 7/1/2026	57563RQF9	External   Sifiel 8500 (WB 6011) TC-C 713	0.000	7/1/2025	7/1/2026	0.00	0.00		10,634.00	10,634.00		None	None	None	None
Massachusetts Education Authority 4.078 7/1/2027-2	57563RPN3	External   Sifiel 8500 (WB 6011) TC-C 713	0.000	7/1/2025	7/1/2027	0.00	0.00		17,127.60	17,127.60		None	None	None	None
MAXSAFE Bank MM	MM2144	Will County   MM, LGIP, Cash TC-C 713	0.000	7/31/2025	N/A	0.00	0.00		21,212.65	21,212.65		None	None	None	None
Midland Federal MM	MM0258	Will County   MM, LGIP, Cash TC-C 713	0.000	7/31/2025	N/A	0.00	0.00		3,200.10	3,200.10		None	None	None	None
Morgan Stanley 3.125 7/27/2026-26	61761J3R8	Will County   Fifth Third 1858 (5801) TC-C 713	0.000	7/27/2025	7/27/2026	0.00	0.00		78,125.00	78,125.00		None	None	None	None
Morgan Stanley 3.875 1/27/2026-25	61746BDZ6-5801	Will County   Fifth Third 1858 (5801) TC-C 713	0.000	7/27/2025	1/27/2026	0.00	0.00		19,375.00	19,375.00		None	None	None	None
Morgan Stanley 1.512 7/20/2027-26	61747YEC5	External   Commerce Trust 8018TC-C 713	0.000	7/20/2025	7/20/2027	0.00	0.00		982.80	982.80		None	None	None	None
Morgan Stanley Bank 3.875 1/27/2026-25	61746BDZ6	External   Sifiel 8500 (WB 6011) TC-C 713	0.000	7/27/2025	1/27/2026	0.00	0.00		38,750.00	38,750.00		None	None	None	None
Morgan Stanley Bank 3.875 1/27/2026-25	61746BDZ6	External   Sifiel 4193 (WB 0356) CC-115	0.000	7/27/2025	1/27/2026	0.00	0.00		58,125.00	58,125.00		None	None	None	None
Old National BankMM	MM1671	Will County   MM, LGIP, Cash CC-C 115	0.000	7/31/2025	N/A	0.00	0.00		61,513.14	61,513.14		None	None	None	None
Old National WM MM	MM6142	External   Old National 6142 (FMW 0334) TC-C 713	0.000	7/31/2025	N/A	0.00	0.00		900.33	900.33 interest   mmm		None	None	None	None
Old Plank Trail MM	MM1766	Will County   MM, LGIP, Cash CC-C 115	0.000	7/31/2025	N/A	0.00	0.00		25,949.79	25,949.79		None	None	None	None
Old Second Bank 3.7/28/2025	CD3512	Will County   Investments TC-C 713	0.000	7/28/2025	7/28/2025	0.00	0.00		1,388.15	1,388.15		None	None	None	None
Old Second Bank MM	MM7457	Will County   MM, LGIP, Cash CC-C 115	0.000	7/31/2025	N/A	0.00	0.00		725.93	725.93		None	None	None	None
Old Second Bank MM	MM4914	Will County   MM, LGIP, Cash TC-C 713	0.000	7/31/2025	N/A	0.00	0.00		3,592.87	3,592.87		None	None	None	None
Oracle Corporation 2.65 7/15/2026-26	68389XBM6	External   UBS 2916 CC-115	0.000	7/15/2025	7/15/2026	0.00	0.00		5,962.50	5,962.50		None	None	None	None

Description	CUSIP/Ticker	Portfolio Name	YTM @ Cost	Settlement Date	Maturity Date	Face Amount/Shares	Principal	Price	Interest/Dividends	Total	Transaction		
											Manager	Main Fund	Broker/Dealer
PeopleFirst Bank MM	MM7360	Will County   MM, LGIP, Cash CC-C 115	0.000	7/31/2025	N/A	0.00	0.00	25,664.83	25,664.83	None	None	None	
PeopleFirst Bank MM	MM4000	Will County   MM, LGIP, Cash TC-C 713	0.000	7/31/2025	N/A	0.00	0.00	45,739.99	45,739.99	None	None	None	
PNC Bank MM	MM1355	Will County   MM, LGIP, Cash TC-C 713	0.000	7/31/2025	N/A	0.00	0.00	5,601.51	5,601.51	None	None	None	
PNC Financial Services 5.222 1/29/2031-30	693475CB9	External   UBS 2916 CC-115	0.000	7/29/2025	1/29/2031	0.00	0.00	13,055.00	13,055.00	None	None	None	
Providence Bank & Trust MM	MM0203	Will County   MM, LGIP, Cash TC-C 713	0.000	7/31/2025	N/A	0.00	0.00	805.90	805.90	None	None	None	
Providence Bank & Trust MIM	MM0195	Will County   MM, LGIP, Cash CC-C 115	0.000	7/31/2025	N/A	0.00	0.00	7,067.30	7,067.30	None	None	None	
Republic Bank3.99 7/22/2025	CD3691B	Will County   Investments CC-C 115	0.000	7/22/2025	7/22/2025	0.00	0.00	7,365.88	7,365.88	None	None	None	
Republic Bank3.99 7/22/2025	CD1230B	Will County   Investments TC-C 713	0.000	7/22/2025	7/22/2025	0.00	0.00	2,455.31	2,455.31	None	None	None	
Republic Bank MM	MM3495	Will County   MM, LGIP, Cash CC-C 115	0.000	7/31/2025	N/A	0.00	0.00	20,610.92	20,610.92	None	None	None	
Republic Bank MM	MM2085	Will County   MM, LGIP, Cash TC-C 713	0.000	7/31/2025	N/A	0.00	0.00	21,833.85	21,833.85	None	None	None	
SBA 5.35 10/29/2049	8316A0W48	External   Sififel 8500 (WB 6011) TC-C 713	0.000	7/11/2025	10/29/2049	0.00	0.00	4,282.73	4,282.73	None	None	None	
Slate Street 2.4 1/24/2030	857477BG7	External   UBS 2916 CC-115	0.000	7/24/2025	1/24/2030	0.00	0.00	9,456.00	9,456.00	None	None	None	
Sififel   Corporate Class C MM	MM4193	External   Sififel 4193 (WB 0356) CC-115	0.000	7/31/2025	N/A	0.00	0.00	460.23	460.23	interest   mm	None	None	
Sififel   Treasurer Class C MM	MM8500	External   Sififel 8500 (WB 6011) TC-C 713	0.000	7/31/2025	N/A	0.00	0.00	5,028.62	5,028.62	interest   mm	None	None	
T-Note 0.25 7/31/2025	91282CAB7	External   Old National 6142 (FMW 0334) TC-C 713	0.000	7/31/2025	7/31/2025	0.00	0.00	625.00	625.00	None	None	None	
T-Note 0.375 7/31/2027	91282CAD3	External   Old National 6142 (FMW 0334) TC-C 713	0.000	7/31/2025	7/31/2027	0.00	0.00	937.50	937.50	None	None	None	
T-Note 0.625 7/31/2026	91282CCP4	External   Old National 6142 (FMW 0334) TC-C 713	0.000	7/31/2025	7/31/2026	0.00	0.00	1,562.50	1,562.50	None	None	None	
T-Note 4.125 7/31/2028	91282CHQ7	Will County   Fifth Third 1858 (5801) TC-C 713	0.000	7/31/2025	7/31/2028	0.00	0.00	61,875.00	61,875.00	None	None	None	
T-Note 4.25 1/15/2028	91282CMF5	Will County   JPMorgan 4912 TC-C 713	0.000	7/15/2025	1/15/2028	0.00	0.00	42,500.00	42,500.00	None	None	None	

Description	CUSIP/Ticker	Portfolio Name	YTM @ Cost	Settlement Date	Maturity Date	Face Amount/Shares	Principal	Price	Interest/Dividends	Total	Transaction ID	Manager	Main Fund	Broker/Dealer	Custodian
T-Note 4.25 1/31/2026	91282CJV4	External   Old National 6142 (FMW 0334) TC-C 713	0.000	7/31/2025	1/31/2026	0.00	0.00	0.00	8,500.00	8,500.00		None	None	None	None
Toyota Motor Credit 4.625 1/12/2028-23	89236TKQ7-CT	External   Commerce Trust 8018 TC-C 713	0.000	7/12/2025	1/12/2028	0.00	0.00	0.00	2,890.63	2,890.63		None	None	None	None
Toyota Motor Credit 4.625 1/12/2028-23	89236TKQ7	External   Stifel 8500 (WB 6011) TC-C 713	0.000	7/12/2025	1/12/2028	0.00	0.00	0.00	46,250.00	46,250.00		None	None	None	None
UBS Financial MM	MM2916	External   UBS 2916 CC-115	0.000	7/31/2025	N/A	0.00	0.00	0.00	25.16	25.16	interest   mm	None	None	None	None
Wells Fargo 4.5 7/28/2025-24	95001DC40	Will County   Fifth Third 1858 (5801) TC-C 713	0.000	7/28/2025	7/28/2025	0.00	0.00	0.00	67,500.00	67,500.00		None	None	None	None
Wells Fargo 4.3 7/22/2027	949748GL8	Will County   Fifth Third 1858 (5801) TC-C 713	0.000	7/22/2025	7/22/2027	0.00	0.00	0.00	21,500.00	21,500.00		None	None	None	None
<b>Sub Total / Average Interest</b>						<b>0.00</b>	<b>0.00</b>	<b>0.00</b>	<b>1,483,173.01</b>	<b>1,483,173.01</b>					
<b>Matured</b>															
First Secure Bank & Trust 3.94 7/22/2025	CD0453B	Will County   Investments TC-C 713	0.000	7/22/2025	7/22/2025	7,638.08	7,638.08	0	0.00	7,638.08		None	None	None	None
First Secure Bank & Trust 3.94 7/22/2025	CD0453B	Will County   Investments TC-C 713	0.000	7/22/2025	7/22/2025	7,883.67	7,883.67	0	0.00	7,883.67		None	None	None	None
First Secure Bank & Trust 3.94 7/22/2025	CD0453B	Will County   Investments TC-C 713	0.000	7/22/2025	7/22/2025	786,209.89	786,209.89	0	0.00	786,209.89		713 Treasurer   Class C	Internal   Local CD Investments	None	None
First Secure Bank & Trust 3.94 7/22/2025	CD0451B	Will County   Investments CC-C 115	0.000	7/22/2025	7/22/2025	7,638.08	7,638.08	0	0.00	7,638.08		None	None	None	None
First Secure Bank & Trust 3.94 7/22/2025	CD0451B	Will County   Investments CC-C 115	0.000	7/22/2025	7/22/2025	7,883.67	7,883.67	0	0.00	7,883.67		None	None	None	None
First Secure Bank & Trust 3.94 7/22/2025	CD0451B	Will County   Investments CC-C 115	0.000	7/22/2025	7/22/2025	786,209.89	786,209.89	0	0.00	786,209.89		115 Corporate   Class C	Internal   Local CD Investments	None	None
Florida State Board 1.258 7/1/2025-25	341271AD6	External   Stifel 8500 (WB 6011) TC-C 713	0.000	7/1/2025	7/1/2025	970,000.00	970,000.00	0	0.00	970,000.00		713 Treasurer   Class C	External   Stifel	None	External   Stifel 8500 (WB6100)
Intel Corp 3.7 7/29/2025-25	458140AS9	External   UBS 2916 CC-115	0.000	7/29/2025	7/29/2025	250,000.00	250,000.00	0	0.00	250,000.00		115 Corporate   Class C	External   Manager   UBS	UBS Financial Services	External   UBS 2916
Old Second Bank 3.7 7/28/2025	CD3512	Will County   Investments TC-C 713	0.000	7/28/2025	7/28/2025	19,794.46	19,794.46	0	0.00	19,794.46		None	None	None	None
Old Second Bank 3.7 7/28/2025	CD3512	Will County   Investments TC-C 713	0.000	7/28/2025	7/28/2025	20,456.02	20,456.02	0	0.00	20,456.02		None	None	None	None
Old Second Bank 3.7 7/28/2025	CD3512	Will County   Investments TC-C 713	0.000	7/28/2025	7/28/2025	2,102,040.62	2,102,040.62	0	0.00	2,102,040.62		713 Treasurer   Class C	Internal   Local CD Investments	None	None
Republic Bank 3.99 7/22/2025	CD3691B	Will County   Investments CC-C 115	0.000	7/22/2025	7/22/2025	9,661.70	9,661.70	0	0.00	9,661.70		None	None	None	None

Description	CUSIP/Ticker	Portfolio Name	YTM @ Cost	Settlement Date	Maturity Date	Face Amount/Shares	Principal	Price	Interest/Dividends	Total	Transaction ID	Manager	Main Fund	Broker/Dealer	Custodian
Republic Bank 3.99 7/22/2025	CD3691B	Will County   Investments CC-C 115	0.000	7/22/2025	7/22/2025	10,418.70	10,418.70	0	0.00	10,418.70		None	None	None	None
Republic Bank 3.99 7/22/2025	CD3691B	Will County   Investments CC-C 115	0.000	7/22/2025	7/22/2025	10,488.28	10,488.28	0	0.00	10,488.28		None	None	None	None
Republic Bank 3.99 7/22/2025	CD3691B	Will County   Investments CC-C 115	0.000	7/22/2025	7/22/2025	10,729.62	10,729.62	0	0.00	10,729.62		None	None	None	None
Republic Bank 3.99 7/22/2025	CD3691B	Will County   Investments CC-C 115	0.000	7/22/2025	7/22/2025	10,801.29	10,801.29	0	0.00	10,801.29		None	None	None	None
Republic Bank 3.99 7/22/2025	CD3691B	Will County   Investments CC-C 115	0.000	7/22/2025	7/22/2025	13,742.33	13,742.33	0	0.00	13,742.33		None	None	None	None
Republic Bank 3.99 7/22/2025	CD3691B	Will County   Investments CC-C 115	0.000	7/22/2025	7/22/2025	3,142,827.05	3,142,827.05	0	0.00	3,142,827.05		115 Corporate   Class C	Internal   Local CD Investments	None	None
Republic Bank 3.99 7/22/2025	CD1230B	Will County   Investments TC-C 713	0.000	7/22/2025	7/22/2025	3,220.59	3,220.59	0	0.00	3,220.59		None	None	None	None
Republic Bank 3.99 7/22/2025	CD1230B	Will County   Investments TC-C 713	0.000	7/22/2025	7/22/2025	3,472.92	3,472.92	0	0.00	3,472.92		None	None	None	None
Republic Bank 3.99 7/22/2025	CD1230B	Will County   Investments TC-C 713	0.000	7/22/2025	7/22/2025	3,496.11	3,496.11	0	0.00	3,496.11		None	None	None	None
Republic Bank 3.99 7/22/2025	CD1230B	Will County   Investments TC-C 713	0.000	7/22/2025	7/22/2025	3,576.56	3,576.56	0	0.00	3,576.56		None	None	None	None
Republic Bank 3.99 7/22/2025	CD1230B	Will County   Investments TC-C 713	0.000	7/22/2025	7/22/2025	3,600.45	3,600.45	0	0.00	3,600.45		None	None	None	None
Republic Bank 3.99 7/22/2025	CD1230B	Will County   Investments TC-C 713	0.000	7/22/2025	7/22/2025	4,586.77	4,586.77	0	0.00	4,586.77		None	None	None	None
Republic Bank 3.99 7/22/2025	CD1230B	Will County   Investments TC-C 713	0.000	7/22/2025	7/22/2025	1,047,609.02	1,047,609.02	0	0.00	1,047,609.02		713 Treasurer   Class C	Internal   Local CD Investments	None	None
T-Bill 0 7/24/2025	912797PF8	External   Old National 6142 (FMW 0334) TC-C 713	0.000	7/24/2025	7/24/2025	300,000.00	300,000.00	0	0.00	300,000.00		713 Treasurer   Class C	External Manager   Old National Bank	Wells Fargo Securities	External   Old National Bank 6142 (FMB 0334)
T-Note 0.25 7/31/2025	91282CAB7	External   Old National 6142 (FMW 0334) TC-C 713	0.000	7/31/2025	7/31/2025	500,000.00	500,000.00	0	0.00	500,000.00		713 Treasurer   Class C	External Manager   Old National Bank	JPMorgan Securities	External   Old National Bank 6142 (FMB 0334)
Wells Fargo 4.5 7/28/2025-24	95001DC40	Will County   Fifth Third 1858 (5801) TC-C 713	0.000	7/28/2025	7/28/2025	3,000,000.00	3,000,000.00	0	0.00	3,000,000.00		713 Treasurer   Class C	Internal   Fifth Third Securities	Fifth Third Securities	Fifth Third Securities 1858 (5801)
<b>Sub Total / Average Matured</b>						<b>13,043,985.77</b>	<b>13,043,985.77</b>		<b>0.00</b>	<b>13,043,985.77</b>					
<b>Principal Pay Down</b>															
FHLMC MBS 1.5 11/25/2040	3137F64V6	External   Stifel 8500 (WB 6011) TC-C 713	0.000	7/25/2025	11/25/2040	15,652.53	15,652.53	0	0.00	15,652.53		None	None	None	None
FHLMC MBS 1.5 11/25/2040	3137F6YK7	External   Stifel 8500 (WB 6011) TC-C 713	0.000	7/25/2025	11/25/2040	16,664.62	16,664.62	0	0.00	16,664.62		None	None	None	None

Description	CUSIP/Ticker	Portfolio Name	YTM @ Cost	Settlement Date	Maturity Date	Face Amount/Shares	Principal	Price	Interest/Dividends	Total	Transaction ID	Manager	Main Fund	Broker/Dealer	Custodian
FHLMC MBS 1.5 2/1/2036	3132D56Z0	External   Stifel 8500 (WB 6011) TC-C 713	0.000	7/25/2025	2/1/2036	13,264.76	13,264.76	0	0.00	13,264.76		None	None	None	None
FHLMC MBS 1.682 1/1/2052	31288QV80	External   Stifel 8500 (WB 6011) TC-C 713	0.000	7/15/2025	1/1/2052	48,998.72	48,998.72	0	0.00	48,998.72		None	None	None	None
FHLMC MBS 1.75 5/15/2041	3137AXR88	External   Stifel 8500 (WB 6011) TC-C 713	0.000	7/15/2025	5/15/2041	6,018.60	6,018.60	0	0.00	6,018.60		None	None	None	None
FHLMC MBS 1.75 5/15/2041	3137AXR88	External   Stifel 4193 (WB 0356) CC-115	0.000	7/15/2025	5/15/2041	3,460.70	3,460.70	0	0.00	3,460.70		115 Corporate   Class C	External Manager   Stifel	Stonex Financial	External   Stifel 4193 (WB 0356)
FHLMC MBS 3 10/15/2045	3137F3TU8	External   Stifel 8500 (WB 6011) TC-C 713	0.000	7/15/2025	10/15/2045	4,256.66	4,256.66	0	0.00	4,256.66		None	None	None	None
FHLMC MBS 3 10/15/2045	3137F3TU8	External   Stifel 4193 (WB 0356) CC-115	0.000	7/15/2025	10/15/2045	1,039.16	1,039.16	0	0.00	1,039.16		115 Corporate   Class C	External Manager   Stifel	Morgan Stanley & Company	External   Stifel 4193 (WB 0356)
FHLMC MBS 3 2/15/2034	3137BGB40	External   Stifel 8500 (WB 6011) TC-C 713	0.000	7/15/2025	2/15/2034	14,039.99	14,039.99	0	0.00	14,039.99		None	None	None	None
FHLMC MBS 3.5 11/1/2047	3132XUKF1	External   Stifel 8500 (WB 6011) TC-C 713	0.000	7/15/2025	11/1/2047	11,935.68	11,935.68	0	0.00	11,935.68		None	None	None	None
FHLMC MBS 3.8 9/1/2029	3132XGQK5	External   Stifel 8500 (WB 6011) TC-C 713	0.000	7/25/2025	9/1/2029	1,372.48	1,372.48	0	0.00	1,372.48		None	None	None	None
FHLMC MBS 4.814 1/15/2038	3137BPPH6	External   Stifel 8500 (WB 6011) TC-C 713	0.000	7/15/2025	1/15/2038	17,088.35	17,088.35	0	0.00	17,088.35		None	None	None	None
FHLMC MBS 5.706 10/25/2054	3137HFX34	External   Stifel 8500 (WB 6011) TC-C 713	0.000	7/25/2025	10/25/2054	6,524.88	6,524.88	0	0.00	6,524.88		None	None	None	None
FHLMC MBS 6 1/1/2029	3132J4Q77	External   Stifel 8500 (WB 6011) TC-C 713	0.000	7/15/2025	1/1/2029	12,953.58	12,953.58	0	0.00	12,953.58		None	None	None	None
FHLMC MBS 6.5 11/1/2053	3133N3ZG2	External   Stifel 8500 (WB 6011) TC-C 713	0.000	7/25/2025	11/1/2053	1,048.73	1,048.73	0	0.00	1,048.73		None	None	None	None
FHLMC MBS Var. FHLMC 10/1/2054	3142BA5W8	External   Stifel 8500 (WB 6011) TC-C 713	0.000	7/15/2025	10/1/2054	2,911.11	2,911.11	0	0.00	2,911.11		None	None	None	None
FHLMC MBS Var. FHLMC 2/1/2055	31288RDP0	External   Stifel 8500 (WB 6011) TC-C 713	0.000	7/15/2025	2/1/2055	3,232.52	3,232.52	0	0.00	3,232.52		None	None	None	None
FHLMC MBS Var. FHLMC 5/1/2052	3142BNHB3	External   Stifel 8500 (WB 6011) TC-C 713	0.000	7/15/2025	5/1/2052	3,702.71	3,702.71	0	0.00	3,702.71		None	None	None	None
FHLMC MBS Var. FHLMC 6/1/2053	31288QXD7	External   Stifel 8500 (WB	0.000	7/15/2025	6/1/2053	4,966.46	4,966.46	0	0.00	4,966.46		None	None	None	None

Description	CUSIP/Ticker	Portfolio Name	YTM @ Cost	Settlement Date	Maturity Date	Face Amount/Shares	Principal	Price	Interest/Dividends	Total	Transaction ID	Manager	Main Fund	Broker/Dealer	Custodian
FHLMC MBS Var. FHLMC 6/25/2030	3137FVNB4	6011) TC-C 713 External   Stifel 8500 (WB 6011) TC-C 713	0.000	7/25/2025	6/25/2030	1,048.32	1,048.32	0	0.00	1,048.32		None	None	None	None
FHLMC Var. FHLMC 11/25/2052	3137H9FR5	6011) TC-C 713 External   Stifel 8500 (WB 6011) TC-C 713	0.000	7/25/2025	11/25/2052	13,872.62	13,872.62	0	0.00	13,872.62		None	None	None	None
FNMA MBS 1.5 6/25/2027	3136A6A20	4193 (WB 0356) CC-115 External   Stifel 8500 (WB 6011) TC-C 713	0.000	7/25/2025	6/25/2027	2,627.92	2,627.92	0	0.00	2,627.92		115 Corporate   Class C	External Manager   Stifel	Stonex Financial	External   Stifel 4193 (WB 0356)
FNMA MBS 1.5 6/25/2040	3136BAFH2	6011) TC-C 713 External   Stifel 8500 (WB 6011) TC-C 713	0.000	7/25/2025	6/25/2040	3,995.42	3,995.42	0	0.00	3,995.42		None	None	None	None
FNMA MBS 1.557 11/1/2051	3140QMN83	6011) TC-C 713 External   Stifel 8500 (WB 6011) TC-C 713	0.000	7/25/2025	11/1/2051	20,531.13	20,531.13	0	0.00	20,531.13		None	None	None	None
FNMA MBS 2 10/25/2041	3136A9KS6	4193 (WB 0356) CC-115 External   Stifel 8500 (WB 6011) TC-C 713	0.000	7/25/2025	10/25/2041	3,390.95	3,390.95	0	0.00	3,390.95		115 Corporate   Class C	External Manager   Stifel	Stonex Financial	External   Stifel 4193 (WB 0356)
FNMA MBS 2 2/25/2049	3136BKWC2	6011) TC-C 713 External   Stifel 8500 (WB 6011) TC-C 713	0.000	7/25/2025	2/25/2049	3,687.68	3,687.68	0	0.00	3,687.68		None	None	None	None
FNMA MBS 2.25 6/25/2044	3136AMHV4	6011) TC-C 713 External   Stifel 8500 (WB 6011) TC-C 713	0.000	7/25/2025	6/25/2044	7,617.75	7,617.75	0	0.00	7,617.75		None	None	None	None
FNMA MBS 2.5 2/1/2035	3140XJJ79	6011) TC-C 713 External   Stifel 8500 (WB 6011) TC-C 713	0.000	7/25/2025	2/1/2035	31,015.19	31,015.19	0	0.00	31,015.19		None	None	None	None
FNMA MBS 3 1/1/2036	3140XKQS2	6011) TC-C 713 External   Stifel 8500 (WB 6011) TC-C 713	0.000	7/25/2025	1/1/2036	30,839.37	30,839.37	0	0.00	30,839.37		None	None	None	None
FNMA MBS 3 12/1/2033	3140JGME2	6011) TC-C 713 External   Stifel 8500 (WB 6011) TC-C 713	0.000	7/25/2025	12/1/2033	6,636.96	6,636.96	0	0.00	6,636.96		None	None	None	None
FNMA MBS 3.01 2/1/2027	3138LHG57	6011) TC-C 713 External   Stifel 8500 (WB 6011) TC-C 713	0.000	7/25/2025	2/1/2027	3,136.62	3,136.62	0	0.00	3,136.62		None	None	None	None
FNMA MBS 3.5 12/1/2029	3138ENZ36	6011) TC-C 713 External   Stifel 8500 (WB 6011) TC-C 713	0.000	7/25/2025	12/1/2029	19,617.47	19,617.47	0	0.00	19,617.47		None	None	None	None
FNMA MBS 3.75 12/25/2046	3136BNDR4	6011) TC-C 713 External   Stifel 8500 (WB 6011) TC-C 713	0.000	7/25/2025	12/25/2046	44,325.36	44,325.36	0	0.00	44,325.36		None	None	None	None
FNMA MBS 3.848 1/1/2053	3140N6FC1	6011) TC-C 713 External   Stifel 8500 (WB 6011) TC-C 713	0.000	7/25/2025	1/1/2053	3,189.18	3,189.18	0	0.00	3,189.18		None	None	None	None
FNMA MBS 4 10/25/2033	3136BNS64	6011) TC-C 713 External   Stifel 8500 (WB 6011) TC-C 713	0.000	7/25/2025	10/25/2033	12,411.95	12,411.95	0	0.00	12,411.95		None	None	None	None

Description	CUSIP/Ticker	Portfolio Name	YTM @ Cost	Settlement Date	Maturity Date	Face Amount/Shares	Principal	Price	Interest/Dividends	Total	Transaction ID	Manager	Main Fund	Broker/Dealer	Custodian
FNMA MBS 4 6/1/2043	3140XMRB4	External   Stifel 8500 (WB 6011) TC-C 713	0.000	7/25/2025	6/1/2043	19,199.12	19,199.12	0	0.00	19,199.12		None	None	None	None
FNMA MBS 4.5 6/1/2043	3140XMBM7	External   Stifel 8500 (WB 6011) TC-C 713	0.000	7/25/2025	6/1/2043	23,205.46	23,205.46	0	0.00	23,205.46		None	None	None	None
FNMA MBS 4.59 4/1/2028	3140LKBM4	External   Stifel 8500 (WB 6011) TC-C 713	0.000	7/25/2025	4/1/2028	1,885.30	1,885.30	0	0.00	1,885.30		None	None	None	None
FNMA MBS 4.736 10/25/2039	3136BQTK5	External   Stifel 8500 (WB 6011) TC-C 713	0.000	7/25/2025	10/25/2039	20,884.74	20,884.74	0	0.00	20,884.74		None	None	None	None
FNMA MBS 5.213 10/25/2052	3136BPAQ4	External   Stifel 8500 (WB 6011) TC-C 713	0.000	7/25/2025	10/25/2052	35,638.13	35,638.13	0	0.00	35,638.13		None	None	None	None
FNMA MBS 5.249 3/1/2053	3140JB5T9	External   Stifel 8500 (WB 6011) TC-C 713	0.000	7/25/2025	3/1/2053	38,759.67	38,759.67	0	0.00	38,759.67		None	None	None	None
FNMA MBS 6 11/1/2043	3140XMU46	External   Stifel 8500 (WB 6011) TC-C 713	0.000	7/25/2025	11/1/2043	22,082.02	22,082.02	0	0.00	22,082.02		None	None	None	None
FNMA MBS 6.006 9/25/2053	3136BQY45	External   Stifel 8500 (WB 6011) TC-C 713	0.000	7/25/2025	9/25/2053	22,071.93	22,071.93	0	0.00	22,071.93		None	None	None	None
FNMA MBS Var. FNMA 10/25/2042	3136A8R36	External   Stifel 8500 (WB 6011) TC-C 713	0.000	7/25/2025	10/25/2042	40,427.50	40,427.50	0	0.00	40,427.50		None	None	None	None
FNMA MBS Var. FNMA 2/25/2027	3136AVKR9	External   Stifel 8500 (WB 6011) TC-C 713	0.000	7/25/2025	2/25/2027	84,802.21	84,802.21	0	0.00	84,802.21		None	None	None	None
FNMA MBS Var. FNMA 4/25/2048	3136B1VC5	External   Stifel 8500 (WB 6011) TC-C 713	0.000	7/25/2025	4/25/2048	28,630.05	28,630.05	0	0.00	28,630.05		None	None	None	None
FNMA MBS Var. FNMA 5/1/2055	3140JCR97	External   Stifel 8500 (WB 6011) TC-C 713	0.000	7/25/2025	5/1/2055	50,272.37	50,272.37	0	0.00	50,272.37		None	None	None	None
FNMA MBS Var. FNMA 7/1/2053	3140JCBL7	External   Stifel 8500 (WB 6011) TC-C 713	0.000	7/25/2025	7/1/2053	98,176.24	98,176.24	0	0.00	98,176.24		None	None	None	None
FNMA MBS Var. FNMA 7/25/2049	3136B45N4	External   Stifel 8500 (WB 6011) TC-C 713	0.000	7/25/2025	7/25/2049	27,072.31	27,072.31	0	0.00	27,072.31		None	None	None	None
FNMA MBS Var. FNMA 9/25/2061	3136BGXY2	External   Stifel 8500 (WB 6011) TC-C 713	0.000	7/25/2025	9/25/2061	10,073.84	10,073.84	0	0.00	10,073.84		None	None	None	None
FNMA MBS Var. FNMA 9/25/2061	3136BGXY2	External   Stifel 4193 (WB 0356) CC-115	0.000	7/25/2025	9/25/2061	2,465.20	2,465.20	0	0.00	2,465.20		115 Corporate   Class C	External Manager   Stifel	Brean Capital LLC	External   Stifel 4193 (WB 0356)
FRESB MBS Var. Corp 2/25/2039	30298BAE3	External   Stifel 4193 (WB	0.000	7/25/2025	2/25/2039	11,119.22	11,119.22	0	0.00	11,119.22		115 Corporate	External Manager	Bank of America	External   Stifel 4193

Description	CUSIP/Ticker	Portfolio Name	YTM @ Cost	Settlement Date	Maturity Date	Face Amount/Shares	Principal	Price	Interest/Dividends	Total	Transaction ID	Manager	Main Fund	Broker/Dealer	Custodian
FRESB MBS Var. Corp 3/25/2037	30295YAB2	0356) CC-115 External   Stifel 4193 (WB 0356) CC-115	0.000	7/25/2025	3/25/2037	134.41	134.41	0	0.00	134.41		Class C 115 Corporate   Class C	Stifel External Manager   Stifel	Securities Wells Fargo Securities	(WB 0356) External   Stifel 4193 (WB 0356)
FRESB MBS Var. Corp 5/25/2039	30298LAB7	0356) CC-115 External   Stifel 4193 (WB 0356) CC-115	0.000	7/25/2025	5/25/2039	97.22	97.22	0	0.00	97.22		115 Corporate   Class C	External Manager   Stifel	Credit Suisse Securities	External   Stifel 4193 (WB 0356)
FRESB MBS Var. Corp 7/25/2038	30297PAF0	0356) CC-115 External   Stifel 4193 (WB 0356) CC-115	0.000	7/25/2025	7/25/2038	2,654.08	2,654.08	0	0.00	2,654.08		115 Corporate   Class C	External Manager   Stifel	Bank of America Securities	External   Stifel 4193 (WB 0356)
FRESB MBS Var. Corp 8/25/2039	30298WAE7	0356) CC-115 External   Stifel 4193 (WB 0356) CC-115	0.000	7/25/2025	8/25/2039	612.94	612.94	0	0.00	612.94		115 Corporate   Class C	External Manager   Stifel	None	External   Stifel 4193 (WB 0356)
GNMA MBS 1 1/20/2050	38383AUP7	External   Stifel 8500 (WB 6011) TC-C 713	0.000	7/21/2025	1/20/2050	7,475.04	7,475.04	0	0.00	7,475.04		None	None	None	None
GNMA MBS 1.25 9/16/2027	38378HXH4	0356) CC-115 External   Stifel 4193 (WB 0356) CC-115	0.000	7/16/2025	9/16/2027	1,703.23	1,703.23	0	0.00	1,703.23		115 Corporate   Class C	External Manager   Stifel	Morgan Stanley & Company	External   Stifel 4193 (WB 0356)
GNMA MBS 2 8/20/2025	38375GG47	0356) CC-115 External   Stifel 4193 (WB 0356) CC-115	0.000	7/21/2025	8/20/2025	12.67	12.67	0	0.00	12.67		115 Corporate   Class C	External Manager   Stifel	Morgan Stanley & Company	External   Stifel 4193 (WB 0356)
GNMA MBS 2.4 9/16/2050	38379U4F0	External   Stifel 8500 (WB 6011) TC-C 713	0.000	7/16/2025	9/16/2050	697.21	697.21	0	0.00	697.21		None	None	None	None
GNMA MBS 2.85 8/16/2054	38378XUC3	0356) CC-115 External   Stifel 4193 (WB 0356) CC-115	0.000	7/16/2025	8/16/2054	593.55	593.55	0	0.00	593.55		115 Corporate   Class C	External Manager   Stifel	Citigroup Global Markets Inc	External   Stifel 4193 (WB 0356)
GNMA MBS 3 4/20/2050	3622ABT28	External   Stifel 8500 (WB 6011) TC-C 713	0.000	7/21/2025	4/20/2050	124,779.63	124,779.63	0	0.00	124,779.63		None	None	None	None
GNMA MBS 4.5 2/20/2048	38383LLS7	External   Stifel 8500 (WB 6011) TC-C 713	0.000	7/21/2025	2/20/2048	23,983.04	23,983.04	0	0.00	23,983.04		None	None	None	None
GNMA MBS 5 1/20/2052	38383WWD4	External   Stifel 8500 (WB 6011) TC-C 713	0.000	7/21/2025	1/20/2052	27,326.14	27,326.14	0	0.00	27,326.14		None	None	None	None
GNMA MBS 5 1/20/2054	38384MBR7	External   Stifel 8500 (WB 6011) TC-C 713	0.000	7/21/2025	1/20/2054	1,543.39	1,543.39	0	0.00	1,543.39		None	None	None	None
GNMA MBS 5 10/20/2051	38384JQG2	External   Stifel 8500 (WB 6011) TC-C 713	0.000	7/21/2025	10/20/2051	18,214.92	18,214.92	0	0.00	18,214.92		None	None	None	None
GNMA MBS 5 4/20/2053	36179XX50	External   Stifel 8500 (WB 6011) TC-C 713	0.000	7/21/2025	4/20/2053	15,979.28	15,979.28	0	0.00	15,979.28		None	None	None	None
GNMA MBS 5.5 3/20/2048	38384AR21	External   Stifel 8500 (WB 6011) TC-C 713	0.000	7/21/2025	3/20/2048	21,945.73	21,945.73	0	0.00	21,945.73		None	None	None	None
GNMA MBS Var. GNMA 11/16/2042	38381MPA2	External   Stifel 8500 (WB 6011) TC-C 713	0.000	7/16/2025	11/16/2042	5,334.63	5,334.63	0	0.00	5,334.63		None	None	None	None

Description	CUSIP/Ticker	Portfolio Name	YTM @ Cost	Settlement Date	Maturity Date	Face Amount/Shares	Principal	Price	Interest/Dividends	Total	Transaction ID	Main Fund	Broker/Dealer	Custodian
GNMA MBS Var. GNMA 11/20/2054	3616N5BE8	External   Siftel 8500 (WB 6011) TC-C 713	0.000	7/21/2025	11/20/2054	2,324.36	2,324.36	0	0.00	2,324.36		None	None	None
GNMA MBS Var. GNMA 12/16/2047	38378N5Q2	External   Siftel 8500 (WB 6011) TC-C 713	0.000	7/16/2025	12/16/2047	928.37	928.37	0	0.00	928.37		None	None	None
GNMA MBS Var. GNMA 12/16/2047	38378N5Q2	External   Siftel 4193 (WB 0356) CC-115	0.000	7/16/2025	12/16/2047	534.06	534.06	0	0.00	534.06		External Manager   Siftel	Brean Capital LLC	External   Siftel 4193 (WB 0356)
GNMA MBS Var. GNMA 2/20/2041	38379WM74	External   Siftel 4193 (WB 0356) CC-115	0.000	7/25/2025	2/20/2041	2,329.64	2,329.64	0	0.00	2,329.64		External Manager   Siftel	Brean Capital LLC	External   Siftel 4193 (WB 0356)
GNMA MBS Var. GNMA 2/20/2053	3622ACFD7	External   Siftel 8500 (WB 6011) TC-C 713	0.000	7/21/2025	2/20/2053	16,625.86	16,625.86	0	0.00	16,625.86		None	None	None
GNMA MBS Var. GNMA 4/20/2054	38384MLA3	External   Siftel 8500 (WB 6011) TC-C 713	0.000	7/21/2025	4/20/2054	15,676.50	15,676.50	0	0.00	15,676.50		None	None	None
GNMA MBS Var. GNMA 6/20/2053	3622ACNG1	External   Siftel 8500 (WB 6011) TC-C 713	0.000	7/21/2025	6/20/2053	3,106.60	3,106.60	0	0.00	3,106.60		None	None	None
SBA 5.35 10/25/2049	8316A0W48	External   Siftel 8500 (WB 6011) TC-C 713	0.000	7/25/2025	10/25/2049	1,905.82	1,905.82	0	0.00	1,905.82		None	None	None
<b>Sub Total / Average Principal Pay Down</b>						<b>1,230,359.76</b>	<b>1,230,359.76</b>		<b>0.00</b>	<b>1,230,359.76</b>				
Withdrawal														
Commerce Bank MM	MM1905	Will County   MM, LGIP Cash CC-C 115	0.000	7/31/2025	N/A	22.00	22.00	0	0.00	22.00		None	None	None
Commerce Trust MM	MM8018	External   Commerce Trust 8018TC-C 713	0.000	7/31/2025	N/A	0.01	0.01	0	0.00	0.01	forced adjustment	None	None	None
Commerce Trust MM	MM8018	External   Commerce Trust 8018TC-C 713	0.000	7/31/2025	N/A	3,022.58	3,022.58	0	0.00	3,022.58	admin fees	None	None	None
Fifth Third Bank MM	MM9989	Will County   MM, LGIP, Cash TC-C 713	0.000	7/31/2025	N/A	48.00	48.00	0	0.00	48.00		None	None	None
Fifth Third Bank MM	MM9997	Will County   MM, LGIP, Cash CC-C 115	0.000	7/31/2025	N/A	48.00	48.00	0	0.00	48.00		None	None	None
Fifth Third Securities MM	MM1858	Will County   Fifth Third 1858 (5801) TC-C 713	0.000	7/31/2025	N/A	3,092,559.45	3,092,559.45	0	0.00	3,092,559.45	purchase	None	None	None
Fifth Third Securities MM	MM1858	Will County   Fifth Third 1858 (5801) TC-C 713	0.000	7/31/2025	N/A	3,248,375.00	3,248,375.00	0	0.00	3,248,375.00	wire tr out   3169	None	None	None
JPMorganCash	CASH4912	Will County   JPMorgan 4912 TC-C 713	0.000	7/31/2025	N/A	42,500.00	42,500.00	0	0.00	42,500.00	wire tr out   3169	None	None	None

Description	CUSIP/Ticker	Portfolio Name	YTM @ Cost	Settlement Date	Maturity Date	Face Amount/Shares	Principal	Price	Interest/Dividends	Total	Transaction ID	Manager	Main Fund	Broker/Dealer	Custodian
Old National BankMM	MM1671	Will County   MM, LGIP, Cash CC-C 115	0.000	7/31/2025	N/A	11,000,000.00	11,000,000.00	0	0.00	11,000,000.00		None	None	None	None
Old National WM MM	MM6142	External   Old National 6142 (FMW 0334) TC-C 713	0.000	7/31/2025	N/A	1,033.95	1,033.95	0	0.00	1,033.95	monthly fee	None	None	None	None
Stifel   ARPA MM	MM7658	External   Stifel 7658 (WB 0349) ARPA	0.000	7/31/2025	N/A	31.57	31.57	0	0.00	31.57	net activity	None	None	None	None
Stifel   Treasurer Class C MM	MM8500	External   Stifel 8500 (WB 6011) TC-C 713	0.000	7/31/2025	N/A	13,984.08	13,984.08	0	0.00	13,984.08	purchased interest	None	None	None	None
Stifel   Treasurer Class C MM	MM8500	External   Stifel 8500 (WB 6011) TC-C 713	0.000	7/31/2025	N/A	2,649,207.06	2,649,207.06	0	0.00	2,649,207.06	purchase principal	None	None	None	None
UBS Financial MM	MM2916	External   UBS 2916 CC-115	0.000	7/31/2025	N/A	50.68	50.68	0	0.00	50.68	fee adjustment	None	None	None	None
UBS Financial MM	MM2916	External   UBS 2916 CC-115	0.000	7/31/2025	N/A	11,432.88	11,432.88	0	0.00	11,432.88	quarterly fee	None	None	None	None
<b>Sub Total / Average Withdraw</b>						<b>20,062,315.26</b>	<b>20,062,315.26</b>		<b>0.00</b>	<b>20,062,315.26</b>					

Will County Fund Balances

July 2025

Cash Balance

Fund	MainAccount	Name	Opening balance	Debit	Credit	Closing balance
1010	101002	General Fund_G	3,143,368.99	18,721,846.55	24,833,103.76	-2,967,888.22
1020	101002	General Fund_S	2,139,923.16	432,051.80	0.00	2,571,974.96
1030	101002	General Fund_III	2,638,042.91	942,559.59	0.00	3,580,602.50
1040	101002	General Fund_Tri	-1,027,185.51	85,966.10	193,063.14	-1,134,282.55
1050	101002	General Fund_V	133,183.09	47,822.20	256,318.35	-75,313.06
1060	101002	General Fund_P	0.00	0.00	0.00	0.00
2003	101002	RTA Tax Revenue	4,625,024.64	3,605,736.66	5,474,451.31	2,756,309.99
2101	101002	Tuberculosis Cli	368,965.66	14,640.97	59,520.74	324,085.89
2102	101002	Health Fund-Ca	9,302,840.21	3,007,707.57	3,278,598.57	9,031,949.21
2106	101002	Highway Fund-C	4,610,029.27	232,828.74	1,825,783.41	3,017,074.60
2109	101002	Bridge Fund-Ca:	352,429.58	11,955.55	40,103.61	324,281.52
2110	101002	Federal Matchin	105,073.06	1,138.62	55,000.00	51,211.68
2111	101002	County Owned F	330,579.95	756.00	463.87	330,872.08
2112	101002	Veteran's Assist	32,777.17	176.82	98,463.51	-65,509.52
2202	101002	Law Library Fun	112,157.30	51,485.00	30,331.09	133,311.21
2203	101002	Probation Servic	331,510.89	29,430.70	23,653.08	337,288.51
2204	101002	Child Exchange	48,370.49	0.00	0.00	48,370.49
2205	101002	Foreclosure Mec	96,510.33	16,050.00	0.00	112,560.33
2405	101002	Juvenile Drug Cr	2,588.81	0.00	0.00	2,588.81
2501	101002	Sheriff's Off Dut	37,737.88	10,954.00	8,532.00	40,159.88
2502	101002	Sheriff's Weight	290,032.19	117,108.75	121,903.81	285,237.13
2504	101002	Sheriff's Arreste	120,195.49	1,695.00	0.00	121,890.49
2505	101002	Sheriff's Traffic	85,276.18	1,362.00	0.00	86,638.18
7360	101002	Federal, State, a	-717,979.93	4,245,284.14	4,227,353.55	-700,049.34
7401	101002	Other Treasurer'	-971,848.68	1,209,219.83	1,209,219.83	-971,848.68
7410	101002	Other Treasurer'	34,879.61	0.00	0.00	34,879.61
7411	101002	Other Treasurer'	-207,346.88	38,193.12	33,256.34	-202,410.10
7412	101002	Other Treasurer'	-100,657.31	43,077.18	43,077.18	-100,657.31
7450	101002	Other Treasurer'	541,245.54	2,802,346.63	2,876,555.23	467,036.94
7451	101002	Other Treasurer'	-1,838.85	0.00	0.00	-1,838.85
7504	101002	Other Treasurer'	0.00	59,295.41	59,295.41	0.00
7505	101002	Other Treasurer'	81,846.26	8,000.00	0.00	89,846.26
7506	101002	Other Treasurer'	18,765.00	13,212.00	11,912.00	20,065.00
7507	101002	Other Treasurer'	67,000.00	0.00	0.00	67,000.00
7508	101002	Other Treasurer'	0.00	0.00	0.00	0.00
7509	101002	Other Treasurer'	33,230.71	0.00	0.00	33,230.71
7511	101002	Other Treasurer'	2,946.00	0.00	0.00	2,946.00
7512	101002	Other Treasurer'	4.36	0.00	0.00	4.36
7682	101002	County Clerk_Dr	6,066.00	1,665.00	1,450.00	6,281.00
7691	101002	Sunny Hill Nursi	97,200.00	0.00	0.00	97,200.00
9510	101002	Corporate C Set	-1,567.57	54,930,574.85	54,931,519.34	-2,512.06

Will County Fund Balances

July 2025

Money Market Balance

Fund	MainAccount	Name	Opening balance	Debit	Credit	Closing balance
1010	106001	General Fund_G	12,432,082.81	0.00	0.00	12,432,082.81
1020	106001	General Fund_S	1,950,000.00	0.00	0.00	1,950,000.00
1030	106001	General Fund_III	7,250,000.00	0.00	0.00	7,250,000.00
1050	106001	General Fund_IV	0.00	0.00	0.00	0.00
2003	106001	RTA Tax Revenue	32,000,000.00	0.00	0.00	32,000,000.00
2102	106001	Health Fund-Ca	1,013,264.46	0.00	0.00	1,013,264.46
2106	106001	Highway Fund-C	500,000.00	0.00	0.00	500,000.00
2109	106001	Bridge Fund-Ca	250,000.00	0.00	0.00	250,000.00
2111	106001	County Owned F	1,000,000.00	0.00	0.00	1,000,000.00
2203	106001	Probation Servic	250,000.00	0.00	0.00	250,000.00
7450	106001	Other Treasurer'	2,000,000.00	0.00	0.00	2,000,000.00
9510	106001	Corporate C Set	0.00	0.00	0.00	0.00

External Investment Balance

Fund	MainAccount	Name	Opening balance	Debit	Credit	Closing balance
1010	112001	General Fund_G	6,307,145.19	0.00	0.00	6,307,145.19
1020	112001	General Fund_S	3,265,000.00	0.00	0.00	3,265,000.00
1030	112001	General Fund_III	8,800,000.00	0.00	0.00	8,800,000.00
1040	112001	General Fund_T	0.00	0.00	0.00	0.00
1050	112001	General Fund_IV	0.00	0.00	0.00	0.00
1060	112001	General Fund_P	0.00	0.00	0.00	0.00
2003	112001	RTA Tax Revenue	11,950,000.00	0.00	0.00	11,950,000.00
2101	112001	Tuberculosis Cli	1,237,531.44	0.00	0.00	1,237,531.44
2102	112001	Health Fund-Inv	12,875,000.00	0.00	0.00	12,875,000.00
2106	112001	Highway Fund-Ir	2,550,000.00	0.00	0.00	2,550,000.00
2109	112001	Bridge Fund-Inv	1,190,000.00	0.00	0.00	1,190,000.00
2111	112001	County Owned F	800,000.00	0.00	0.00	800,000.00
2202	112001	Law Library Func	1,745,000.00	0.00	0.00	1,745,000.00
2203	112001	Probation Servic	5,400,000.00	0.00	0.00	5,400,000.00
2204	112001	Child Exchange	950,000.00	0.00	0.00	950,000.00
2205	112001	Foreclosure Mer	400,000.00	0.00	0.00	400,000.00
2501	112001	Sheriff's Off Dut	100,000.00	0.00	0.00	100,000.00
2502	112001	Sheriff's Weight	650,000.00	0.00	0.00	650,000.00
2504	112001	Sheriff's Arreste	100,000.00	0.00	0.00	100,000.00
7411	112001	Other Treasurer'	0.00	0.00	0.00	0.00
7505	112001	Other Treasurer'	1,100,000.00	0.00	0.00	1,100,000.00
7509	112001	Other Treasurer'	200,000.00	0.00	0.00	200,000.00
7511	112001	Other Treasurer'	500,000.00	0.00	0.00	500,000.00
7691	112001	Sunny Hill Nursi	100,000.00	0.00	0.00	100,000.00

Will County Fund Balances  
July 2025

Internal Investment Balance

Fund	MainAccount	Name	Opening balance	Debit	Credit	Closing balance
1010	111001	General Fund_G	53,447,327.73	0.00	0.00	53,447,327.73
1020	111001	General Fund_S	3,000,000.00	0.00	0.00	3,000,000.00
1030	111001	General Fund_III	7,000,000.00	0.00	0.00	7,000,000.00
2003	111001	RTA Tax Revenue	2,500,000.00	0.00	0.00	2,500,000.00
2102	111001	Health Fund-Inv	0.00	0.00	0.00	0.00
9510	111001	Corporate C Set	0.00	0.00	0.00	0.00

2025-09-09 GENERAL LEDGER SUMMARY REPORT FOR 2025, SELECTED PERIOD 08 ACCOUNTS FROM: 283001052 TO: 283001052 PAGE 1 WGL101R  
 G/L ACCOUNT BATCH/DESC/REF CASH RECEIPTS TRANSFER IN TRANSFER OUT DISBURSEMENTS BALANCE  
 283001052 BACK TAX OLD NATIONAL BANK

-----					BEGIN BALANCE:	2,604,886.52
-----	PERIOD 8 END	33,790.17	0.00	1,133,573.71-	6,301.36-	1,498,801.62
-----						
*****						

2025-09-09 GENERAL LEDGER SUMMARY REPORT FOR 2025, SELECTED PERIOD 08 ACCOUNTS FROM: 286001052 TO: 286001052 PAGE 1 WGL101R  
G/L ACCOUNT BATCH/DESC/REF CASH RECEIPTS TRANSFER IN TRANSFER OUT DISBURSEMENTS BALANCE  
286001052 MOBILE HOME OLD NATIONAL BANK

-----  
----- PERIOD 8 END 8,828.94 0.00 0.00 BEGIN BALANCE: 12,457.74  
----- 372.31- 20,914.37  
-----  
\*\*\*\*\*

-----  
 ----- PERIOD 8 END 11,538,084.01 12,000,000.00 27,077,000.00- BEGIN BALANCE: 1,590,903.95  
 ----- 0.00 1,948,012.04-

\*\*\*\*\*  
 290001050 50 WHEATON BK

-----  
 ----- PERIOD 8 END 58,553.62 0.00 75,000.00- BEGIN BALANCE: 68,057.01  
 ----- 0.00 51,610.63

\*\*\*\*\*  
 290001051 51 REPUBLIC BANK

-----  
 ----- PERIOD 8 END 0.00 0.00 5,000.00- BEGIN BALANCE: 10,054.01  
 ----- 0.00 5,054.01

\*\*\*\*\*  
 290001052 C.L. OLD NATIONAL BANK

-----  
 ----- PERIOD 8 END 19,030,423.94 55,737,000.00 33,800,000.00- BEGIN BALANCE: 10,353,211.68  
 ----- 44,683,910.39- 6,636,725.23

\*\*\*\*\*  
 290001053 53 MERCHANTS & MANUFACTURERS

-----  
 ----- PERIOD 8 END 8.20 0.00 0.00 BEGIN BALANCE: 0.00  
 ----- 0.00 38,599.54

\*\*\*\*\*  
 290001054 54 FIRST AMERICAN

-----  
 ----- PERIOD 8 END 88,470.22 0.00 144,000.00- BEGIN BALANCE: 103,214.59  
 ----- 0.00 47,684.81

\*\*\*\*\*  
 290001060 60 FIFTH THIRD BK

-----  
 ----- PERIOD 8 END 0.10 0.00 0.00 BEGIN BALANCE: 10,826.37  
 ----- 0.00 10,826.47

\*\*\*\*\*  
 290001061 61 1ST BANK MANHATTAN

-----  
 ----- PERIOD 8 END 0.10 0.00 0.00 BEGIN BALANCE: 10,826.37  
 ----- 0.00 10,826.47

\*\*\*\*\*  
 290001066 66 MIDLAND STATE BANK

*****						BEGIN BALANCE:	13,259.72
290001068	68	BUSEY BANK					
-----						BEGIN BALANCE:	18,971.20
-----	PERIOD 8 END		0.18	0.00	13,000.00-	0.00	5,971.38
-----							
*****							
290001069	69	1ST COMMUNITY BK & TR					
-----						BEGIN BALANCE:	11,962.10
-----	PERIOD 8 END		10.26	0.00	0.00	0.00	11,972.36
-----							
*****							
290001071	71	PROVIDENCE BK					
-----						BEGIN BALANCE:	13,823.64
-----	PERIOD 8 END		0.12	0.00	0.00	0.00	13,823.76
-----							
*****							
290001073	73	COVANTAGE					
-----						BEGIN BALANCE:	0.00
*****							
290001076	76	HEARTLAND BANK					
-----						BEGIN BALANCE:	107,987.49
*****							
290001077	77	FIRST SECURE COMMTY					
-----						BEGIN BALANCE:	11,527.07
*****							
290001078	78	GRUNDY COUNTY NATL. BANK					
-----						BEGIN BALANCE:	9,365.81
-----	PERIOD 8 END		29.43	0.00	0.00	0.00	9,395.24
-----							
*****							
290001080	80	OLD SECOND BK					
-----						BEGIN BALANCE:	1,482,057.52
-----	PERIOD 8 END		0.00	0.00	1,477,000.00-	0.00	5,057.52
-----							
*****							
290001081	81	OLD PLANK TRAIL BK					
-----						BEGIN BALANCE:	43,148.80
-----	PERIOD 8 END		0.00	0.00	23,000.00-	0.00	20,148.80
-----							
*****							
290001084	84	CIBC					

-----  
 \*\*\*\*\*  
 290001088 88 TOWN CENTER BK

-----  
 ----- PERIOD 8 END 7.74 0.00 0.00 BEGIN BALANCE: 9,108.59  
 ----- 0.00 9,116.33

-----  
 \*\*\*\*\*  
 290001089 89 FIRST SECURE BANK & TRUST CO

-----  
 ----- BEGIN BALANCE: 18,444.63  
 \*\*\*\*\*  
 290001129 JPMORGAN CHASE

-----  
 ----- BEGIN BALANCE: 0.00  
 \*\*\*\*\*  
 290001152 52 OLD NATIONAL BANK

-----  
 ----- PERIOD 8 END 4,546.99 0.00 0.00 BEGIN BALANCE: 44,078.85  
 ----- 0.00 48,625.84

-----  
 \*\*\*\*\*