
TIM BROPHY
WILL COUNTY TREASURER
EX-OFFICIO COUNTY COLLECTOR
MONTHLY REPORT
September 30, 2025

2025 SEP 30 11:11 AM
CLERK OF SUPERIOR COURT
JANET M. HARRIS
CLERK OF SUPERIOR COURT



Tim Brophy
Will County Treasurer
Monthly Report
September 30, 2025



COMPLIANCE | This report is prepared for the Will County Board pursuant to Illinois Counties Code regarding the monthly report of investments and deposits (55 ILCS 5-3-11007). The code states that "on the twenty-eighth day of each month, the county treasurer shall publish a report disclosing the investments and deposits of county moneys as of the first day of that month." This report shall be transmitted to each member of the county board, and the report shall be a public record.

Security Sector	Face Amount/Shares	Market Value	Book Value	% of Portfolio	YTM @ Cost	Days To Maturity
Cash	40,955,127.73	40,955,127.73	40,955,127.73	7.29	0.00	1
Certificate Of Deposit	5,917,512.73	5,917,512.73	5,917,512.73	1.05	3.96	287
Corporate	118,462,183.78	117,693,964.62	117,654,184.99	20.94	4.28	630
Local Government Investment Pool	207,970.48	207,970.48	207,970.48	0.04	0.00	1
Money Market	117,337,589.80	117,337,589.80	117,337,589.80	20.88	3.73	1
Municipal	36,020,000.00	35,267,264.21	35,112,024.02	6.25	4.22	876
Mutual Fund	103,424.94	103,424.94	103,435.58	0.02	0.00	0
US Agency	127,308,770.39	124,097,040.63	124,596,627.39	22.17	4.10	5,437
US Treasury	121,430,000.00	120,082,949.83	120,093,082.98	21.37	3.88	263
Total / Average	567,742,579.85	561,662,844.97	561,977,555.70	100.00	3.72	1,452



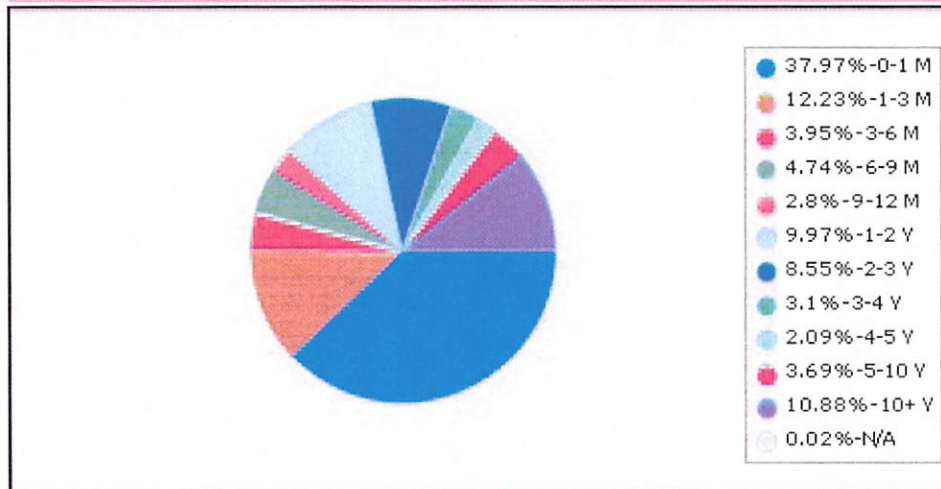
Will County Distribution by Maturity Range - Market Value All Portfolios

Begin Date: 12/31/2024, End Date: 9/30/2025

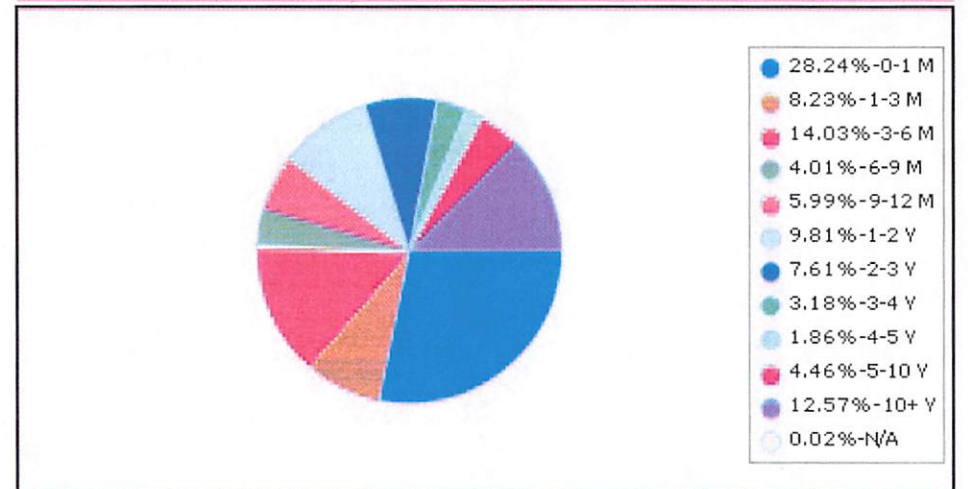
Maturity Range Allocation

Maturity Range	Market Value 12/31/2024	% of Portfolio 12/31/2024	Market Value 9/30/2025	% of Portfolio 9/30/2025
0-1 Month	197,627,080.46	37.97	158,625,688.01	28.24
1-3 Months	63,664,583.22	12.23	46,235,933.73	8.23
3-6 Months	20,559,030.57	3.95	78,823,604.67	14.03
6-9 Months	24,682,981.22	4.74	22,494,879.01	4.01
9-12 Months	14,575,036.48	2.80	33,657,097.87	5.99
1-2 Years	51,865,210.55	9.97	55,077,499.33	9.81
2-3 Years	44,521,039.94	8.55	42,749,321.53	7.61
3-4 Years	16,136,742.26	3.10	17,854,886.53	3.18
4-5 Years	10,902,334.38	2.09	10,428,128.10	1.86
5-10 Years	19,213,655.64	3.69	25,035,790.91	4.46
10+ Years	56,611,830.36	10.88	70,576,590.34	12.57
N/A	100,212.59	0.02	103,424.94	0.02
Total / Average	520,459,737.67	100.00	561,662,844.97	100.00

Portfolio Holdings as of 12/31/2024



Portfolio Holdings as of 9/30/2025





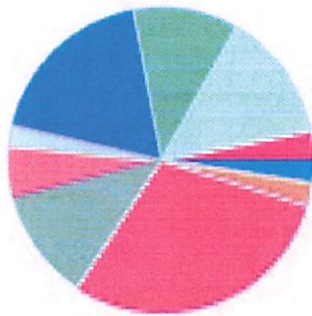
Will County Distribution by Main Fund - Market Value All Portfolios

Begin Date: 12/31/2024, End Date: 9/30/2025

Main Fund Allocation

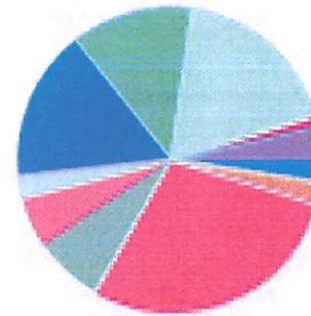
Main Fund	Market Value 12/31/2024	% of Portfolio 12/31/2024	Market Value 9/30/2025	% of Portfolio 9/30/2025
External Manager Commerce Trust	12,747,910.88	2.45	13,322,663.58	2.37
External Manager Old National Bank	12,100,571.78	2.32	12,538,776.26	2.23
External Manager Stifel	153,755,466.87	29.54	161,424,838.28	28.74
External Manager Stifel - ARPA	61,123,350.30	11.74	40,955,127.73	7.29
External Manager UBS	28,871,902.93	5.55	30,488,799.67	5.43
Internal ARPA	10,625,643.15	2.04	12,635,921.20	2.25
Internal Fifth Third Securities	96,060,677.01	18.46	90,108,605.70	16.04
Internal JPMorgan Securities	58,037,520.84	11.15	72,204,684.00	12.86
Internal Liquid Assets	70,871,491.82	13.62	101,295,507.91	18.03
Internal Local CD Investments	16,265,202.09	3.13	5,917,512.73	1.05
Internal Commerce Trust	0.00	0.00	20,770,407.91	3.70
Total / Average	520,459,737.67	100.00	561,662,844.97	100.00

Portfolio Holdings as of 12/31/2024



- 2.45%-External Manag...
- 2.32%-External Manag...
- 29.54%-External Mana...
- 11.74%-External Mana...
- 5.55%-External Manag...
- 2.04%-Internal | ARP...
- 18.46%-Internal | Fi...
- 11.15%-Internal | JP...
- 13.62%-Internal | Li...
- 3.13%-Internal | Loc...
- 0%-Internal | Commer...

Portfolio Holdings as of 9/30/2025



- 2.37%-External Manag...
- 2.23%-External Manag...
- 28.74%-External Mana...
- 7.29%-External Manag...
- 5.43%-External Manag...
- 2.25%-Internal | ARP...
- 16.04%-Internal | Fi...
- 12.86%-Internal | JP...
- 18.03%-Internal | Li...
- 1.05%-Internal | Loc...
- 3.7%-Internal | Comm...

Will County
Portfolio Holdings
Investment Portfolio | by Main Fund
Report Format: By Transaction
Group By: Main Fund
Average By: Market Value
Portfolio / Report Group: All Portfolios
As of 9/30/2025

Description	CUSIP/Ticker	Portfolio Name	Security Sector	YTM @ Cost	Face Amount/Shares	Market Value	Maturity Date	Days To Maturity	% of Portfolio
External Manager Commerce Trust									
ACE CHUBB INA Holdings 3.35 5/3/2026-26	00440EAV9	External Commerce Trust 8018TC-C 713	Corporate	4.571	130,000.00	129,455.30	5/3/2026	215	0.02
AFLAC Inc 1.125 3/15/2026-23	001055BK7	External Commerce Trust 8018TC-C 713	Corporate	4.732	130,000.00	128,259.30	3/15/2026	166	0.02
American Express 5.645 4/23/2027-26	025816DT3	External Commerce Trust 8018TC-C 713	Corporate	5.123	125,000.00	125,972.50	4/23/2027	570	0.02
Asheville NC 5.266 4/1/2035	044037DH9	External Commerce Trust 8018TC-C 713	Municipal	5.266	200,000.00	208,082.00	4/1/2035	3,470	0.04
Avalonbay Community 2.95 5/11/2026-26	05348EAX7	External Commerce Trust 8018TC-C 713	Corporate	4.795	130,000.00	129,090.00	5/11/2026	223	0.02
Baker Hughes Holdings 2.061 12/15/2026-26	05724BAD1	External Commerce Trust 8018TC-C 713	Corporate	4.688	130,000.00	126,900.80	12/15/2026	441	0.02
Baltimore MD 1.575 7/1/2028-28	059231X62	External Commerce Trust 8018TC-C 713	Municipal	4.600	250,000.00	235,170.00	7/1/2028	1,005	0.04
Bank New York Mellon 3.442 2/7/2028-27	06406RAB3	External Commerce Trust 8018TC-C 713	Corporate	4.340	130,000.00	129,113.40	2/7/2028	860	0.02
Bank of America 2.551 2/4/2028-27	06051GKJ7	External Commerce Trust 8018TC-C 713	Corporate	4.171	130,000.00	127,319.40	2/4/2028	857	0.02
BP Capital Markets 3.543 4/6/2027-27	10373QBK5	External Commerce Trust 8018TC-C 713	Corporate	4.583	130,000.00	129,132.90	4/6/2027	553	0.02
California State 5.15 9/1/2034	13063EBQ8	External Commerce Trust 8018TC-C 713	Municipal	5.046	250,000.00	260,745.00	9/1/2034	3,258	0.05
Charles Schwab 3.2 3/2/2027-26	808513AQ8	External Commerce Trust 8018TC-C 713	Corporate	4.688	130,000.00	128,646.70	3/2/2027	518	0.02
Christian County MO 5.9 3/1/2027-27	17070PCD3	External Commerce Trust 8018TC-C 713	Municipal	4.553	250,000.00	257,115.00	3/1/2027	517	0.05
Cintas Corporation 3.7 4/1/2027-27	17252MAN0	External Commerce Trust 8018TC-C 713	Corporate	4.630	125,000.00	124,493.75	4/1/2027	548	0.02
Citibank NA Note Var. Corp 11/19/2027 -26	17325FBL1	External Commerce Trust 8018TC-C 713	Corporate	4.876	125,000.00	125,973.75	11/19/2027	780	0.02
Comcast Corporation 3.3 4/1/2027-27	20030NDK4	External Commerce Trust 8018TC-C 713	Corporate	4.668	130,000.00	128,750.70	4/1/2027	548	0.02
Commerce Trust MM	MM8018	External Commerce Trust 8018TC-C 713	Money Market	4.030	372,272.63	372,272.63	N/A	1	0.07
Consolidated Edison CO 2.9 12/1/2026-26	209111FJ7	External Commerce Trust 8018TC-C 713	Corporate	4.670	130,000.00	127,913.50	12/1/2026	427	0.02
Entergy LA 3.12 9/1/2027-27	29364WAZ1	External Commerce Trust 8018TC-C 713	Corporate	4.900	130,000.00	128,159.20	9/1/2027	701	0.02
Enterprise AL 1.45 11/1/2026	293641VM5	External Commerce Trust 8018TC-C 713	Municipal	4.479	190,000.00	185,213.90	11/1/2026	397	0.03
Enterprise Products Var. Corp 2/15/2027 -26	29379VBL6	External Commerce Trust 8018TC-C 713	Corporate	3.950	125,000.00	124,921.25	2/15/2027	503	0.02
Florida State 2.154 7/1/2030-30	341271AF1	External Commerce Trust 8018TC-C 713	Municipal	4.900	250,000.00	228,710.00	7/1/2030	1,735	0.04
Forest View IL 2.25 12/1/2030	346208BC4	External Commerce Trust 8018TC-C 713	Municipal	4.900	250,000.00	226,440.00	12/1/2030	1,888	0.04
Gulf Power Company 3.3 5/30/2027-27	402479CF4	External Commerce Trust 8018TC-C 713	Corporate	4.715	130,000.00	128,598.60	5/30/2027	607	0.02
Henry & Whiteside County IL 4.75 2/15/2026	426272EN6	External Commerce Trust 8018TC-C 713	Municipal	4.750	200,000.00	200,426.00	2/15/2026	138	0.04
Hickory Hills IL 3.45 12/1/2025	428885BR7	External Commerce Trust 8018TC-C 713	Municipal	4.481	125,000.00	124,888.75	12/1/2025	62	0.02
JPMorgan Chase Var. Corp 1/23/2028 -27	46647PEA0	External Commerce Trust 8018TC-C 713	Corporate	5.040	125,000.00	126,417.50	1/23/2028	845	0.02
Kannapolis NC 1.315 4/1/2027	484580CE3	External Commerce Trust 8018TC-C 713	Municipal	4.290	125,000.00	120,398.75	4/1/2027	548	0.02
Kentucky State 1.768 7/1/2029	491552S97	External Commerce Trust 8018TC-C 713	Municipal	4.719	250,000.00	231,512.50	7/1/2029	1,370	0.04
Kentucky Utilities 3.3 10/1/2025-25	491674BK2	External Commerce Trust 8018TC-C 713	Corporate	4.467	125,000.00	125,000.00	10/1/2025	1	0.02
Legg Mason Inc 4.75 3/15/2026-26	524901AV7	External Commerce Trust 8018TC-C 713	Corporate	4.625	125,000.00	125,161.25	3/15/2026	166	0.02
Los Angeles County 4.848 7/1/2034-34	54466HNR3	External Commerce Trust 8018TC-C 713	Municipal	5.000	260,000.00	268,528.00	7/1/2034	3,196	0.05
Lowes Corporation 3.75 4/1/2026-26	540424AS7	External Commerce Trust 8018TC-C 713	Corporate	4.630	125,000.00	124,690.00	4/1/2026	183	0.02
Mansfield Texas 4.66 8/1/2030	564381FZ9	External Commerce Trust 8018TC-C 713	Municipal	4.900	130,000.00	131,912.30	8/1/2030	1,766	0.02
Miami-Dade County FL 3.275 10/1/2029	59333P4P0	External Commerce Trust 8018TC-C 713	Municipal	4.774	250,000.00	243,365.00	10/1/2029	1,462	0.04
Mid-America APTS 1.1 9/15/2026-26	59523UAT4	External Commerce Trust 8018TC-C 713	Corporate	4.747	130,000.00	126,512.10	9/15/2026	350	0.02
Morgan Stanley 1.512 7/20/2027-26	61747YEC5	External Commerce Trust 8018TC-C 713	Corporate	3.556	130,000.00	127,215.40	7/20/2027	658	0.02
National Rural Utilities 3.05 4/25/2027-27	637432NN1	External Commerce Trust 8018TC-C 713	Corporate	4.700	130,000.00	128,095.50	4/25/2027	572	0.02
New York NY 4.45 4/1/2026-26	64966QW89	External Commerce Trust 8018TC-C 713	Municipal	4.319	125,000.00	125,347.50	4/1/2026	183	0.02
NSTAR Electric Company 3.2 5/15/2027-27	67021CAM9	External Commerce Trust 8018TC-C 713	Corporate	4.704	130,000.00	128,295.70	5/15/2027	592	0.02

Description	CUSIP/Ticker	Portfolio Name	Security Sector	YTM @ Cost	Face Amount/Shares	Market Value	Maturity Date	Days To Maturity	% of Portfolio
Palmdale CA 5.8 6/1/2031-31	69672DCJ0	External Commerce Trust 8018TC-C 713	Municipal	4.933	240,000.00	257,906.40	6/1/2031	2,070	0.05
PayPal Holdings Inc 2.65 10/1/2026-26	70450YAD5	External Commerce Trust 8018TC-C 713	Corporate	4.709	130,000.00	128,410.10	10/1/2026	366	0.02
Pennsylvania Economic Devel 2.622 6/15/2033-33	70869PMY0	External Commerce Trust 8018TC-C 713	Municipal	5.042	250,000.00	220,610.00	6/15/2033	2,815	0.04
PNC Financial Services 1.15 8/13/2026-26	693475BB0	External Commerce Trust 8018TC-C 713	Corporate	4.715	130,000.00	126,938.50	8/13/2026	317	0.02
Realty Income Corporation 4.45 9/15/2026-26	756109BY9	External Commerce Trust 8018TC-C 713	Corporate	4.749	125,000.00	125,260.00	9/15/2026	350	0.02
Reedy Creek FL 2.147 6/1/2029-29	758449SA1	External Commerce Trust 8018TC-C 713	Municipal	4.649	250,000.00	234,647.50	6/1/2029	1,340	0.04
SSM Health Care 3.823 6/1/2027	784710AA3	External Commerce Trust 8018TC-C 713	Corporate	4.676	130,000.00	129,244.70	6/1/2027	609	0.02
State Street Corporation 1.684 11/18/2027-26	857477BQ5	External Commerce Trust 8018TC-C 713	Corporate	3.652	130,000.00	126,604.40	11/18/2027	779	0.02
The Priceline Booking Holdings Inc 3.6 6/1/2026-	741503AZ9	External Commerce Trust 8018TC-C 713	Corporate	4.516	125,000.00	124,606.25	6/1/2026	244	0.02
T-Note 1.625 5/15/2026	912828R36	External Commerce Trust 8018TC-C 713	US Treasury	4.259	440,000.00	434,178.80	5/15/2026	227	0.08
T-Note 2.25 11/15/2025	912828M56	External Commerce Trust 8018TC-C 713	US Treasury	4.298	150,000.00	149,688.00	11/15/2025	46	0.03
T-Note 2.375 3/31/2029	91282CEE7	External Commerce Trust 8018TC-C 713	US Treasury	4.379	450,000.00	431,253.00	3/31/2029	1,278	0.08
T-Note 2.75 5/31/2029	91282CES6	External Commerce Trust 8018TC-C 713	US Treasury	4.579	500,000.00	484,380.00	5/31/2029	1,339	0.09
T-Note 3.75 8/31/2026	91282CLH2	External Commerce Trust 8018TC-C 713	US Treasury	4.285	725,000.00	725,087.00	8/31/2026	335	0.13
T-Note 3.75 8/31/2031	91282CLJ8	External Commerce Trust 8018TC-C 713	US Treasury	4.481	320,000.00	318,614.40	8/31/2031	2,161	0.06
T-Note 3.75 8/31/2031	91282CLJ8	External Commerce Trust 8018TC-C 713	US Treasury	4.686	350,000.00	348,484.50	8/31/2031	2,161	0.06
T-Note 4.25 5/15/2035	91282CNC1	External Commerce Trust 8018TC-C 713	US Treasury	4.374	400,000.00	403,752.00	5/15/2035	3,514	0.07
T-Note 4.375 12/15/2026	91282CJP7	External Commerce Trust 8018TC-C 713	US Treasury	4.290	300,000.00	302,391.00	12/15/2026	441	0.05
T-Note 4.375 5/15/2034	91282CKQ3	External Commerce Trust 8018TC-C 713	US Treasury	4.567	330,000.00	337,705.50	5/15/2034	3,149	0.06
Toyota Motor Credit 4.625 1/12/2028-23	89236TKQ7-CT	External Commerce Trust 8018TC-C 713	Corporate	4.869	125,000.00	126,805.00	1/12/2028	834	0.02
Truist Bank 3.3 5/15/2026-26	86787GAJ1-CT	External Commerce Trust 8018TC-C 713	Corporate	4.900	130,000.00	129,233.00	5/15/2026	227	0.02
University Houston TX 4.512 2/15/2033	914302MN1	External Commerce Trust 8018TC-C 713	Municipal	4.980	250,000.00	253,035.00	2/15/2033	2,695	0.05
University North Texas 4.905 4/15/2034-34	914729WT1	External Commerce Trust 8018TC-C 713	Municipal	4.905	150,000.00	153,687.00	4/15/2034	3,119	0.03
US Bank National Var. Corp 10/22/2027 -26	90331HPP2	External Commerce Trust 8018TC-C 713	Corporate	4.507	125,000.00	125,405.00	10/22/2027	752	0.02
Virginia Beach VA 6 2/1/2034	92774GQP3	External Commerce Trust 8018TC-C 713	Municipal	5.000	240,000.00	267,739.20	2/1/2034	3,046	0.05
Virginia State 1.25 11/1/2027	92818NUD8	External Commerce Trust 8018TC-C 713	Municipal	4.575	150,000.00	142,261.50	11/1/2027	762	0.03
Wisconsin State 2.299 5/1/2028	977100HA7	External Commerce Trust 8018TC-C 713	Municipal	4.679	250,000.00	240,520.00	5/1/2028	944	0.04
Sub Total / Average External Manager Commerce Trust				4.603	13,452,272.63	13,322,663.58		1,216	2.37
External Manager Old National Bank									
Abbott Labs 3.75 11/30/2026-26	002824BF6	External Old National 6142 (FMW 0334) TC-C 713	Corporate	4.337	300,000.00	299,853.00	11/30/2026	426	0.05
Amazon 4.55 12/1/2027-27	023135CP9	External Old National 6142 (FMW 0334) TC-C 713	Corporate	4.367	300,000.00	304,503.00	12/1/2027	792	0.05
Bristol-Myers Squibb Co 3.9 2/20/2028-27	110122DE5	External Old National 6142 (FMW 0334) TC-C 713	Corporate	3.983	300,000.00	300,024.00	2/20/2028	873	0.05
Comcast Corporation 4.15 10/15/2028-28	20030NCT6	External Old National 6142 (FMW 0334) TC-C 713	Corporate	4.004	300,000.00	300,882.00	10/15/2028	1,111	0.05
Eli Lilly & Co 4.15 8/14/2027-27	532457CP1	External Old National 6142 (FMW 0334) TC-C 713	Corporate	4.295	500,000.00	503,260.00	8/14/2027	683	0.09
General Dynamics 3.75 5/15/2028-28	369550BC1	External Old National 6142 (FMW 0334) TC-C 713	Corporate	3.872	300,000.00	299,331.00	5/15/2028	958	0.05
John Deere Capital 4.15 9/15/2027	24422EWK1	External Old National 6142 (FMW 0334) TC-C 713	Corporate	3.897	300,000.00	301,413.00	9/15/2027	715	0.05
Lockheed Martin 4.15 8/15/2028-28	539830CK3	External Old National 6142 (FMW 0334) TC-C 713	Corporate	3.973	300,000.00	301,872.00	8/15/2028	1,050	0.05
Marsh & McLennan 4.55 11/8/2027-27	571748BY7	External Old National 6142 (FMW 0334) TC-C 713	Corporate	4.432	500,000.00	505,565.00	11/8/2027	769	0.09
Old National WM MM	MM6142	External Old National 6142 (FMW 0334) TC-C 713	Money Market	3.900	453,565.26	453,565.26	N/A	1	0.08
State Street Corporation 4.33 10/22/2027-27	857477CP6	External Old National 6142 (FMW 0334) TC-C 713	Corporate	4.495	500,000.00	504,570.00	10/22/2027	752	0.09
T-Note 0.375 7/31/2027	91282CAD3	External Old National 6142 (FMW 0334) TC-C 713	US Treasury	0.460	500,000.00	471,455.00	7/31/2027	669	0.08
T-Note 0.5 6/30/2027	912828ZV5	External Old National 6142 (FMW 0334) TC-C 713	US Treasury	0.454	500,000.00	473,705.00	6/30/2027	638	0.08

Description	CUSIP/Ticker	Portfolio Name	Security Sector	YTM @ Cost	Face Amount/Shares	Market Value	Maturity Date	Days To Maturity	% of Portfolio
T-Note 0.625 7/31/2026	91282CCP4	External Old National 6142 (FMW 0334) TC-C 713	US Treasury	1.391	500,000.00	487,235.00	7/31/2026	304	0.09
T-Note 0.625 8/15/2030	91282CAE1	External Old National 6142 (FMW 0334) TC-C 713	US Treasury	0.692	500,000.00	431,165.00	8/15/2030	1,780	0.08
T-Note 0.75 3/31/2026	91282CBT7	External Old National 6142 (FMW 0334) TC-C 713	US Treasury	0.866	300,000.00	295,461.00	3/31/2026	182	0.05
T-Note 0.75 3/31/2026	91282CBT7	External Old National 6142 (FMW 0334) TC-C 713	US Treasury	1.350	200,000.00	196,974.00	3/31/2026	182	0.04
T-Note 0.75 4/30/2026	91282CBW0	External Old National 6142 (FMW 0334) TC-C 713	US Treasury	1.375	500,000.00	491,270.00	4/30/2026	212	0.09
T-Note 0.875 6/30/2026	91282CCJ8	External Old National 6142 (FMW 0334) TC-C 713	US Treasury	1.385	500,000.00	489,385.00	6/30/2026	273	0.09
T-Note 0.875 9/30/2026	91282CCZ2	External Old National 6142 (FMW 0334) TC-C 713	US Treasury	1.409	500,000.00	486,235.00	9/30/2026	365	0.09
T-Note 1.125 10/31/2026	91282CDG3	External Old National 6142 (FMW 0334) TC-C 713	US Treasury	1.181	500,000.00	486,400.00	10/31/2026	396	0.09
T-Note 1.25 11/30/2026	91282CDK4	External Old National 6142 (FMW 0334) TC-C 713	US Treasury	1.410	500,000.00	486,115.00	11/30/2026	426	0.09
T-Note 1.25 12/31/2026	91282CDQ1-1	External Old National 6142 (FMW 0334) TC-C 713	US Treasury	1.419	500,000.00	485,205.00	12/31/2026	457	0.09
T-Note 1.375 8/31/2026	912828YD6	External Old National 6142 (FMW 0334) TC-C 713	US Treasury	1.381	500,000.00	489,470.00	8/31/2026	335	0.09
T-Note 4.25 1/31/2026	91282CJV4	External Old National 6142 (FMW 0334) TC-C 713	US Treasury	4.086	400,000.00	400,316.00	1/31/2026	123	0.07
T-Note 4.25 12/31/2025	91282CJS1	External Old National 6142 (FMW 0334) TC-C 713	US Treasury	4.224	500,000.00	500,380.00	12/31/2025	92	0.09
T-Note 4.625 2/28/2026	91282CKB6	External Old National 6142 (FMW 0334) TC-C 713	US Treasury	4.732	400,000.00	401,148.00	2/28/2026	151	0.07
T-Note 4.875 11/30/2025	91282CJL6	External Old National 6142 (FMW 0334) TC-C 713	US Treasury	4.962	300,000.00	300,366.00	11/30/2025	61	0.05
T-Note 5 10/31/2025	91282CJE2	External Old National 6142 (FMW 0334) TC-C 713	US Treasury	5.082	500,000.00	500,320.00	10/31/2025	31	0.09
Toyota Motor Credit 3.05 3/22/2027-27	89236TJZ9	External Old National 6142 (FMW 0334) TC-C 713	Corporate	4.076	300,000.00	296,292.00	3/22/2027	538	0.05
UPS 3.05 11/15/2027-27	911312BM7	External Old National 6142 (FMW 0334) TC-C 713	Corporate	3.932	300,000.00	295,041.00	11/15/2027	776	0.05
Sub Total / Average External Manager Old National Bank				2.843	12,753,565.26	12,538,776.26		502	2.23
External Manager Stifel									
American Honda Finance 4.95 1/9/2026-25	02665WEY3	External Stifel 4193 (WB 0356) CC-115	Corporate	4.536	4,500,000.00	4,508,685.00	1/9/2026	101	0.80
California Health CA 1.368 6/1/2027-27	13032UXP8	External Stifel 8500 (WB 6011) TC-C 713	Municipal	3.971	1,405,000.00	1,347,690.05	6/1/2027	609	0.24
California State Water 1.16 12/1/2027-27	13067WRE4	External Stifel 8500 (WB 6011) TC-C 713	Municipal	3.480	1,315,000.00	1,243,727.00	12/1/2027	792	0.22
California State Water 1.732 12/1/2029	13067WSZ6	External Stifel 8500 (WB 6011) TC-C 713	Municipal	3.824	425,000.00	389,304.25	12/1/2029	1,523	0.07
Chabot-Las Positas CA CC 1.69 8/1/2029-29	15722TJU6	External Stifel 8500 (WB 6011) TC-C 713	Municipal	3.726	500,000.00	458,135.00	8/1/2029	1,401	0.08
Connecticut State 4.138 11/15/2027-27	207743WW1	External Stifel 8500 (WB 6011) TC-C 713	Municipal	3.872	1,915,000.00	1,912,070.05	11/15/2027	776	0.34
Deltona Florida Utility 1.543 10/1/2029-29	247888DN7	External Stifel 8500 (WB 6011) TC-C 713	Municipal	3.870	500,000.00	454,965.00	10/1/2029	1,462	0.08
FFCB 1.81 12/1/2031	3133ENFQ8	External Stifel 8500 (WB 6011) TC-C 713	US Agency	3.812	1,000,000.00	878,860.00	12/1/2031	2,253	0.16
FHLMC MBS 1.5 11/25/2040	3137F64V6	External Stifel 8500 (WB 6011) TC-C 713	US Agency	1.800	1,631,615.88	1,384,073.24	11/25/2040	5,535	0.25
FHLMC MBS 1.5 11/25/2040	3137F6YK7	External Stifel 8500 (WB 6011) TC-C 713	US Agency	1.800	2,008,428.22	1,716,716.32	11/25/2040	5,535	0.31
FHLMC MBS 1.5 2/1/2036	3132D56Z0	External Stifel 8500 (WB 6011) TC-C 713	US Agency	1.710	1,067,798.44	958,738.70	2/1/2036	3,776	0.17
FHLMC MBS 1.682 1/1/2052	31288QV80	External Stifel 8500 (WB 6011) TC-C 713	US Agency	1.810	1,225,271.94	1,206,071.09	1/1/2052	9,589	0.21
FHLMC MBS 1.75 5/15/2041	3137AXR88	External Stifel 4193 (WB 0356) CC-115	US Agency	0.266	57,000.70	54,568.59	5/15/2041	5,706	0.01
FHLMC MBS 1.75 5/15/2041	3137AXR88	External Stifel 8500 (WB 6011) TC-C 713	US Agency	1.817	99,131.38	94,901.64	5/15/2041	5,706	0.02
FHLMC MBS 3 10/15/2045	3137F3TU8	External Stifel 8500 (WB 6011) TC-C 713	US Agency	2.842	318,589.80	312,290.32	10/15/2045	7,320	0.06
FHLMC MBS 3 10/15/2045	3137F3TU8	External Stifel 4193 (WB 0356) CC-115	US Agency	1.172	77,775.88	76,238.02	10/15/2045	7,320	0.01
FHLMC MBS 3 2/15/2034	3137BGB40	External Stifel 8500 (WB 6011) TC-C 713	US Agency	0.890	428,380.01	422,732.36	2/15/2034	3,060	0.08
FHLMC MBS 3.5 11/1/2047	3132XUKF1	External Stifel 8500 (WB 6011) TC-C 713	US Agency	3.500	1,061,792.04	991,381.01	11/1/2047	8,067	0.18
FHLMC MBS 3.505 3/25/2029	3137FLN91	External Stifel 8500 (WB 6011) TC-C 713	US Agency	3.440	1,000,000.00	986,346.00	3/25/2029	1,272	0.18

Description	CUSIP/Ticker	Portfolio Name	Security Sector	YTM @ Cost	Face Amount/Shares	Market Value	Maturity Date	Days To Maturity	% of Portfolio
FHLMC MBS 3.8 9/1/2029	3132XGQK5	External Stifel 8500 (WB 6011) TC-C 713	US Agency	3.980	984,347.11	972,117.76	9/1/2029	1,432	0.17
FHLMC MBS 4.1 10/1/2029	3132KXCF9	External Stifel 8500 (WB 6011) TC-C 713	US Agency	4.557	2,000,000.00	1,985,002.00	10/1/2029	1,462	0.35
FHLMC MBS 4.1 10/1/2029	3132KXCG7	External Stifel 8500 (WB 6011) TC-C 713	US Agency	4.200	1,750,000.00	1,736,876.75	10/1/2029	1,462	0.31
FHLMC MBS 4.34 8/1/2028	3132XFMR6	External Stifel 8500 (WB 6011) TC-C 713	US Agency	4.340	2,000,000.00	2,007,478.00	8/1/2028	1,036	0.36
FHLMC MBS 4.5 12/1/2029	3132KXK93	External Stifel 8500 (WB 6011) TC-C 713	US Agency	4.530	1,200,000.00	1,203,991.20	12/1/2029	1,523	0.21
FHLMC MBS 4.814 1/15/2038	3137BPPH6	External Stifel 8500 (WB 6011) TC-C 713	US Agency	5.126	842,029.14	840,469.53	1/15/2038	4,490	0.15
FHLMC MBS 5.706 10/25/2054	3137HFX34	External Stifel 8500 (WB 6011) TC-C 713	US Agency	6.220	1,886,460.82	1,879,403.33	10/25/2054	10,617	0.33
FHLMC MBS 6 1/1/2029	3132J4Q77	External Stifel 8500 (WB 6011) TC-C 713	US Agency	6.000	311,542.34	318,440.33	1/1/2029	1,189	0.06
FHLMC MBS 6.5 11/1/2053	3133N3ZG2	External Stifel 8500 (WB 6011) TC-C 713	US Agency	6.410	557,810.15	570,378.46	11/1/2053	10,259	0.10
FHLMC MBS Var. FHLMC 10/1/2054	3142BA5W8	External Stifel 8500 (WB 6011) TC-C 713	US Agency	5.534	1,457,726.01	1,474,801.87	10/1/2054	10,593	0.26
FHLMC MBS Var. FHLMC 2/1/2055	3128BRDP0	External Stifel 8500 (WB 6011) TC-C 713	US Agency	4.052	1,927,632.16	1,866,305.41	2/1/2055	10,716	0.33
FHLMC MBS Var. FHLMC 5/1/2052	3142BNHB3	External Stifel 8500 (WB 6011) TC-C 713	US Agency	2.539	1,601,766.08	1,468,633.87	5/1/2052	9,710	0.26
FHLMC MBS Var. FHLMC 6/1/2053	31288QXD7	External Stifel 8500 (WB 6011) TC-C 713	US Agency	4.884	1,533,908.84	1,544,502.07	6/1/2053	10,106	0.27
FHLMC MBS Var. FHLMC 6/25/2030	3137FVNB4	External Stifel 8500 (WB 6011) TC-C 713	US Agency	4.798	1,488,506.64	1,486,930.63	6/25/2030	1,729	0.26
FHLMC Var. FHLMC 11/25/2052	3137H9FR5	External Stifel 8500 (WB 6011) TC-C 713	US Agency	5.589	1,456,550.82	1,455,867.74	11/25/2052	9,918	0.26
FNMA MBS 1.5 6/25/2027	3136A6A20	External Stifel 4193 (WB 0356) CC-115	US Agency	0.775	10,666.92	10,539.50	6/25/2027	633	0.00
FNMA MBS 1.5 6/25/2040	3136BAFH2	External Stifel 8500 (WB 6011) TC-C 713	US Agency	1.470	206,513.76	191,815.69	6/25/2040	5,382	0.03
FNMA MBS 1.557 11/1/2051	3140QMN83	External Stifel 8500 (WB 6011) TC-C 713	US Agency	1.740	1,461,467.57	1,372,535.88	11/1/2051	9,528	0.24
FNMA MBS 2 10/25/2041	3136A9KS6	External Stifel 4193 (WB 0356) CC-115	US Agency	0.590	138,723.29	131,818.62	10/25/2041	5,869	0.02
FNMA MBS 2 2/25/2049	3136BKWC2	External Stifel 8500 (WB 6011) TC-C 713	US Agency	2.450	1,302,724.87	1,110,798.23	2/25/2049	8,549	0.20
FNMA MBS 2.25 6/25/2044	3136AMHV4	External Stifel 8500 (WB 6011) TC-C 713	US Agency	1.220	178,977.61	168,565.63	6/25/2044	6,843	0.03
FNMA MBS 2.5 2/1/2035	3140XJJ79	External Stifel 8500 (WB 6011) TC-C 713	US Agency	2.690	1,937,582.97	1,837,835.77	2/1/2035	3,411	0.33
FNMA MBS 3 1/1/2036	3140XKQS2	External Stifel 8500 (WB 6011) TC-C 713	US Agency	3.160	1,867,602.84	1,805,514.00	1/1/2036	3,745	0.32
FNMA MBS 3 12/1/2033	3140JGME2	External Stifel 8500 (WB 6011) TC-C 713	US Agency	3.150	608,259.79	591,155.31	12/1/2033	2,984	0.11
FNMA MBS 3.01 2/1/2027	3138LHG57	External Stifel 8500 (WB 6011) TC-C 713	US Agency	3.030	1,877,742.56	1,854,937.29	2/1/2027	489	0.33
FNMA MBS 3.5 12/1/2029	3138ENZ36	External Stifel 8500 (WB 6011) TC-C 713	US Agency	3.570	438,155.93	434,058.69	12/1/2029	1,523	0.08
FNMA MBS 3.75 12/25/2046	3136BNDR4	External Stifel 8500 (WB 6011) TC-C 713	US Agency	3.890	1,792,699.62	1,770,604.74	12/25/2046	7,756	0.32
FNMA MBS 3.848 1/1/2053	3140N6FC1	External Stifel 8500 (WB 6011) TC-C 713	US Agency	3.890	1,480,981.38	1,472,602.06	1/1/2053	9,955	0.26
FNMA MBS 4 10/25/2033	3136BNS64	External Stifel 8500 (WB 6011) TC-C 713	US Agency	4.000	1,403,248.06	1,377,814.61	10/25/2033	2,947	0.25
FNMA MBS 4 6/1/2043	3140XMRB4	External Stifel 8500 (WB 6011) TC-C 713	US Agency	4.000	1,594,424.14	1,559,501.62	6/1/2043	6,453	0.28
FNMA MBS 4.32 4/1/2032	3140NX4M2	External Stifel 8500 (WB 6011) TC-C 713	US Agency	4.451	965,000.00	962,404.15	4/1/2032	2,375	0.17
FNMA MBS 4.5 6/1/2043	3140XMBM7	External Stifel 8500 (WB 6011) TC-C 713	US Agency	4.500	1,556,917.04	1,548,263.71	6/1/2043	6,453	0.28
FNMA MBS 4.59 4/1/2028	3140LKBM4	External Stifel 8500 (WB 6011) TC-C 713	US Agency	4.580	1,791,436.30	1,815,988.30	4/1/2028	914	0.32
FNMA MBS 4.736 10/25/2039	3136BQTK5	External Stifel 8500 (WB 6011) TC-C 713	US Agency	4.765	1,621,839.62	1,604,797.33	10/25/2039	5,138	0.29
FNMA MBS 4.815 9/1/2028	3140LLUF6	External Stifel 8500 (WB 6011) TC-C 713	US Agency	4.815	2,100,000.00	2,140,286.40	9/1/2028	1,067	0.38
FNMA MBS 5.213 10/25/2052	3136BPAQ4	External Stifel 8500 (WB 6011) TC-C 713	US Agency	5.330	1,043,998.12	1,025,495.15	10/25/2052	9,887	0.18
FNMA MBS 5.213 10/25/2052	3136BPAQ4	External Stifel 8500 (WB 6011) TC-C 713	US Agency	5.330	1,504,741.72	1,478,072.91	10/25/2052	9,887	0.26
FNMA MBS 5.249 3/1/2053	3140JB5T9	External Stifel 8500 (WB 6011) TC-C 713	US Agency	5.220	1,324,249.70	1,345,208.21	3/1/2053	10,014	0.24
FNMA MBS 6 11/1/2043	3140XMU46	External Stifel 8500 (WB 6011) TC-C 713	US Agency	6.000	1,247,968.86	1,275,283.01	11/1/2043	6,606	0.23
FNMA MBS 6.006 9/25/2053	3136BQY45	External Stifel 8500 (WB 6011) TC-C 713	US Agency	6.480	1,305,114.12	1,309,722.97	9/25/2053	10,222	0.23
FNMA MBS Var. FNMA 10/25/2042	3136A8R36	External Stifel 8500 (WB 6011) TC-C 713	US Agency	4.866	1,455,507.00	1,443,309.60	10/25/2042	6,234	0.26
FNMA MBS Var. FNMA 2/25/2027	3136AVKR9	External Stifel 8500 (WB 6011) TC-C 713	US Agency	2.825	654,161.40	644,892.20	2/25/2027	513	0.11
FNMA MBS Var. FNMA 4/25/2048	3136B1VC5	External Stifel 8500 (WB 6011) TC-C 713	US Agency	4.765	1,192,404.09	1,150,160.12	4/25/2048	8,243	0.20
FNMA MBS Var. FNMA 5/1/2055	3140JCR97	External Stifel 8500 (WB 6011) TC-C 713	US Agency	5.589	1,405,307.39	1,424,732.96	5/1/2055	10,805	0.25
FNMA MBS Var. FNMA 7/1/2053	3140JCBL7	External Stifel 8500 (WB 6011) TC-C 713	US Agency	5.158	1,617,744.90	1,634,603.09	7/1/2053	10,136	0.29
FNMA MBS Var. FNMA 7/25/2049	3136B45N4	External Stifel 8500 (WB 6011) TC-C 713	US Agency	4.865	1,432,588.99	1,399,462.17	7/25/2049	8,699	0.25
FNMA MBS Var. FNMA 9/25/2061	3136BGXY2	External Stifel 8500 (WB 6011) TC-C 713	US Agency	4.545	585,055.23	572,791.30	9/25/2061	13,144	0.10
FNMA MBS Var. FNMA 9/25/2061	3136BGXY2	External Stifel 4193 (WB 0356) CC-115	US Agency	4.545	143,170.58	140,169.44	9/25/2061	13,144	0.02
FRESB MBS Var. Corp 2/25/2039	30298BAE3	External Stifel 4193 (WB 0356) CC-115	Corporate	5.133	25,001.56	24,643.09	2/25/2039	4,896	0.00
FRESB MBS Var. Corp 2/25/2039	30298BAE3	External Stifel 4193 (WB 0356) CC-115	Corporate	5.133	133,878.48	131,958.93	2/25/2039	4,896	0.02

Description	CUSIP/Ticker	Portfolio Name	Security Sector	YTM @ Cost	Face Amount/Shares	Market Value	Maturity Date	Days To Maturity	% of Portfolio
FRESB MBS Var. Corp 2/25/2039	30298BAE3	External Stifel 4193 (WB 0356) CC-115	Corporate	5.133	77,821.61	76,705.80	2/25/2039	4,896	0.01
FRESB MBS Var. Corp 3/25/2037	30295YAB2	External Stifel 4193 (WB 0356) CC-115	Corporate	5.155	149,842.44	147,507.74	3/25/2037	4,194	0.03
FRESB MBS Var. Corp 5/25/2039	30298LAB7	External Stifel 4193 (WB 0356) CC-115	Corporate	5.133	69,400.06	68,962.35	5/25/2039	4,985	0.01
FRESB MBS Var. Corp 7/25/2038	30297PAF0	External Stifel 4193 (WB 0356) CC-115	Corporate	5.133	123,807.52	123,385.86	7/25/2038	4,681	0.02
FRESB MBS Var. Corp 8/25/2039	30298WAE7	External Stifel 4193 (WB 0356) CC-115	Corporate	5.133	408,432.11	409,740.73	8/25/2039	5,077	0.07
Gavilan Community College CA 1.311 8/1/2026	368079KE8	External Stifel 8500 (WB 6011) TC-C 713	Municipal	3.769	1,110,000.00	1,088,521.50	8/1/2026	305	0.19
Gilead Sciences Inc 3.65 3/1/2026-25	375558BF9	External Stifel 4193 (WB 0356) CC-115	Corporate	4.236	2,500,000.00	2,495,850.00	3/1/2026	152	0.44
GNMA MBS 1 1/20/2050	38383AUP7	External Stifel 8500 (WB 6011) TC-C 713	US Agency	2.840	905,215.75	710,214.88	1/20/2050	8,878	0.13
GNMA MBS 1.25 9/16/2027	38378HXH4	External Stifel 4193 (WB 0356) CC-115	US Agency	0.725	6,243.80	6,185.86	9/16/2027	716	0.00
GNMA MBS 2.4 9/16/2050	38379U4F0	External Stifel 8500 (WB 6011) TC-C 713	US Agency	1.560	161,157.34	148,348.78	9/16/2050	9,117	0.03
GNMA MBS 2.85 8/16/2054	38378XUC3	External Stifel 4193 (WB 0356) CC-115	US Agency	2.850	16,249.20	16,105.38	8/16/2054	10,547	0.00
GNMA MBS 3 4/20/2050	3622ABT28	External Stifel 8500 (WB 6011) TC-C 713	US Agency	3.020	1,808,382.20	1,830,216.78	4/20/2050	8,968	0.33
GNMA MBS 4.5 2/20/2048	38383LLS7	External Stifel 8500 (WB 6011) TC-C 713	US Agency	4.580	632,238.64	636,419.65	2/20/2048	8,178	0.11
GNMA MBS 5 1/20/2052	38383WWD4	External Stifel 8500 (WB 6011) TC-C 713	US Agency	5.080	920,190.28	922,348.77	1/20/2052	9,608	0.16
GNMA MBS 5 1/20/2054	38384MBR7	External Stifel 8500 (WB 6011) TC-C 713	US Agency	4.990	1,064,416.70	1,082,865.65	1/20/2054	10,339	0.19
GNMA MBS 5 10/20/2051	38384JQG2	External Stifel 8500 (WB 6011) TC-C 713	US Agency	5.030	1,344,817.99	1,338,729.85	10/20/2051	9,516	0.24
GNMA MBS 5 4/20/2053	36179XX50	External Stifel 8500 (WB 6011) TC-C 713	US Agency	5.030	1,497,634.72	1,510,059.28	4/20/2053	10,064	0.27
GNMA MBS 5.197 12/20/2054	38385BFJ4	External Stifel 8500 (WB 6011) TC-C 713	US Agency	5.190	1,431,651.41	1,433,214.76	12/20/2054	10,673	0.26
GNMA MBS 5.5 3/20/2048	38384AR21	External Stifel 8500 (WB 6011) TC-C 713	US Agency	5.550	841,311.77	854,859.64	3/20/2048	8,207	0.15
GNMA MBS Var. GNMA 11/16/2042	38381MPA2	External Stifel 8500 (WB 6011) TC-C 713	US Agency	4.750	1,378,619.09	1,378,082.80	11/16/2042	6,256	0.25
GNMA MBS Var. GNMA 11/20/2054	3618N5BE8	External Stifel 8500 (WB 6011) TC-C 713	US Agency	4.500	1,460,533.49	1,459,220.75	11/20/2054	10,643	0.26
GNMA MBS Var. GNMA 12/16/2047	38378N5Q2	External Stifel 8500 (WB 6011) TC-C 713	US Agency	2.750	189,290.68	179,314.30	12/16/2047	8,112	0.03
GNMA MBS Var. GNMA 12/16/2041	38378N5Q2	External Stifel 4193 (WB 0356) CC-115	US Agency	2.750	108,892.27	103,153.21	12/16/2047	8,112	0.02
GNMA MBS Var. GNMA 2/20/2047	38379WM74	External Stifel 4193 (WB 0356) CC-115	US Agency	4.980	161,570.62	164,315.06	2/20/2041	5,622	0.03
GNMA MBS Var. GNMA 2/20/2053	3622ACFD7	External Stifel 8500 (WB 6011) TC-C 713	US Agency	5.122	1,124,064.28	909,835.06	2/20/2053	10,005	0.16
GNMA MBS Var. GNMA 4/20/2054	38384MLA3	External Stifel 8500 (WB 6011) TC-C 713	US Agency	5.473	1,856,624.66	1,862,502.74	4/20/2054	10,429	0.33
GNMA MBS Var. GNMA 6/20/2053	3622ACNG1	External Stifel 8500 (WB 6011) TC-C 713	US Agency	4.711	1,812,171.20	1,817,154.63	6/20/2053	10,125	0.32
Grossmont-Cuyamaca CC CA 1.934 8/1/2029-29	399267HK2	External Stifel 8500 (WB 6011) TC-C 713	Municipal	4.230	1,630,000.00	1,511,890.20	8/1/2029	1,401	0.27
Harris County TX 2.363 11/15/2026-26	414008CP5	External Stifel 8500 (WB 6011) TC-C 713	Municipal	3.878	1,250,000.00	1,227,825.00	11/15/2026	411	0.22
Harris County TX 2.759 5/15/2028-28	414009NU0	External Stifel 8500 (WB 6011) TC-C 713	Municipal	3.968	1,500,000.00	1,448,205.00	5/15/2028	958	0.26
IBM 3.45 2/19/2026-25	459200JG7	External Stifel 4193 (WB 0356) CC-115	Corporate	4.508	3,000,000.00	2,991,750.00	2/19/2026	142	0.53
LAM Research Corporation 3.75 3/15/2026-26	512807AS7	External Stifel 4193 (WB 0356) CC-115	Corporate	4.229	2,500,000.00	2,494,925.00	3/15/2026	166	0.44
Maine Health & Higher Education 2.185 7/1/2030	56042RJ94	External Stifel 8500 (WB 6011) TC-C 713	Municipal	4.277	920,000.00	842,517.60	7/1/2030	1,735	0.15
Manufacturers & Traders 4.65 1/27/2026-25	55279HAV2	External Stifel 4193 (WB 0356) CC-115	Corporate	4.352	3,000,000.00	3,002,430.00	1/27/2026	119	0.53
Massachusetts Education Authority 3.272 7/1/2026	57563RQF9	External Stifel 8500 (WB 6011) TC-C 713	Municipal	4.792	650,000.00	646,672.71	7/1/2026	274	0.12
Massachusetts Education Authority 4.078 7/1/2027-2	57563RPN3	External Stifel 8500 (WB 6011) TC-C 713	Municipal	3.832	840,000.00	841,058.40	7/1/2027	639	0.15
Morgan Stanley Bank 3.875 1/27/2026-25	61746BDZ6	External Stifel 8500 (WB 6011) TC-C 713	Corporate	4.377	2,000,000.00	1,998,200.00	1/27/2026	119	0.36
Morgan Stanley Bank 3.875 1/27/2026-25	61746BDZ6	External Stifel 4193 (WB 0356) CC-115	Corporate	4.242	3,000,000.00	2,997,300.00	1/27/2026	119	0.53
Mount San Antonio CC CA 2.329 8/1/2027	623040KN1	External Stifel 8500 (WB 6011) TC-C 713	Municipal	3.777	1,115,000.00	1,087,604.45	8/1/2027	670	0.19
New York City NY 2.94 8/1/2026-26	64971X5Q7	External Stifel 8500 (WB 6011) TC-C 713	Municipal	3.473	1,325,000.00	1,316,400.75	8/1/2026	305	0.23
New York City NY 3.7 5/1/2027-27	64971XDY1	External Stifel 8500 (WB 6011) TC-C 713	Municipal	3.630	2,300,000.00	2,299,218.00	5/1/2027	578	0.41
New York NY 2.94 8/1/2026-26	64971X5M6	External Stifel 8500 (WB 6011) TC-C 713	Municipal	3.575	220,000.00	218,292.80	8/1/2026	305	0.04
Pioneer National 5.1 3/29/2026-26	723787AV9	External Stifel 4193 (WB 0356) CC-115	Corporate	4.186	3,000,000.00	3,014,760.00	3/29/2026	180	0.54
San Francisco CA 1.102 3/1/2027	797686EP3	External Stifel 8500 (WB 6011) TC-C 713	Municipal	3.998	1,725,000.00	1,657,759.50	3/1/2027	517	0.30
SBA 4.532 9/10/2035	831641GA7	External Stifel 8500 (WB 6011) TC-C 713	US Agency	4.485	1,800,000.00	1,795,752.00	9/10/2035	3,632	0.32
SBA 4.93 3/1/2048-23	83162CS61	External Stifel 8500 (WB 6011) TC-C 713	US Agency	4.943	1,218,789.24	1,231,428.07	3/1/2048	8,188	0.22
SBA 4.963 3/1/2035-25	831641FZ3	External Stifel 8500 (WB 6011) TC-C 713	US Agency	4.729	1,000,000.00	1,016,350.00	3/1/2035	3,439	0.18
SBA 5.35 10/25/2049	8316AOW48	External Stifel 8500 (WB 6011) TC-C 713	US Agency	5.343	1,056,065.38	1,047,030.63	10/25/2049	8,791	0.19
SBA MBS 1.56 9/1/2046	83162CL92	External Stifel 8500 (WB 6011) TC-C 713	US Agency	2.891	1,967,376.41	1,598,808.11	9/1/2046	7,641	0.28
SBA MBS 3.82 5/1/2042	83162CP49	External Stifel 8500 (WB 6011) TC-C 713	US Agency	4.080	951,623.98	912,074.81	5/1/2042	6,057	0.16

Description	CUSIP/Ticker	Portfolio Name	Security Sector	YTM @ Cost	Face Amount/Shares	Market Value	Maturity Date	Days To Maturity	% of Portfolio
SBA MBS 5.035 3/1/2034	831641FX8	External Stifel 8500 (WB 6011) TC-C 713	US Agency	5.120	1,653,904.60	1,678,233.53	3/1/2034	3,074	0.30
SBA MBS 5.12 5/1/2050	83162C2G7	External Stifel 8500 (WB 6011) TC-C 713	US Agency	5.120	1,250,000.00	1,270,162.50	5/1/2050	8,979	0.23
SBA MBS 5.688 9/1/2033	831641FW0	External Stifel 8500 (WB 6011) TC-C 713	US Agency	5.754	1,352,449.34	1,404,167.02	9/1/2033	2,893	0.25
SBA Var. SBA 10/25/2032	8316A0AF7	External Stifel 8500 (WB 6011) TC-C 713	US Agency	7.750	1,359,244.58	1,397,433.66	10/25/2032	2,582	0.25
Sierra Pacific Power 2.6 5/1/2026-26	826418BM6	External Stifel 4193 (WB 0356) CC-115	Corporate	4.393	2,000,000.00	1,983,000.00	5/1/2026	213	0.35
St Louis School District MO 4.7 4/1/2028	791697CJ2	External Stifel 8500 (WB 6011) TC-C 713	Municipal	4.667	950,000.00	969,066.50	4/1/2028	914	0.17
State Public Schools PA 5.426 9/15/2026	85732PCD0	External Stifel 8500 (WB 6011) TC-C 713	Municipal	4.674	1,000,000.00	1,013,960.00	9/15/2026	350	0.18
Stifel Corporate Class C MM	MM4193	External Stifel 4193 (WB 0356) CC-115	Money Market	4.030	628,257.47	628,257.47	N/A	1	0.11
Stifel Treasurer Class C MM	MM8500	External Stifel 8500 (WB 6011) TC-C 713	Money Market	4.030	1,156,413.49	1,156,413.49	N/A	1	0.21
Texas Instruments Inc 2.25 9/4/2029-29	882508BG8	External Stifel 8500 (WB 6011) TC-C 713	Corporate	3.913	2,000,000.00	1,873,620.00	9/4/2029	1,435	0.33
Toyota Motor Credit 4.625 1/12/2028-23	89236TKQ7	External Stifel 8500 (WB 6011) TC-C 713	Corporate	4.196	2,000,000.00	2,028,240.00	1/12/2028	834	0.36
Truist Bank 3.3 5/15/2026-26	86787GAJ1	External Stifel 4193 (WB 0356) CC-115	Corporate	4.436	2,000,000.00	1,988,220.00	5/15/2026	227	0.35
US Bankcorp 3.1 4/27/2026-26	91159HHM5-4193	External Stifel 4193 (WB 0356) CC-115	Corporate	4.600	3,000,000.00	2,983,710.00	4/27/2026	209	0.53
Yucaipa Valley CA Water 2.45 9/1/2028-28	98840BBE2	External Stifel 8500 (WB 6011) TC-C 713	Municipal	3.896	2,195,000.00	2,107,243.90	9/1/2028	1,067	0.38
Sub Total / Average External Manager Stifel				4.289	164,614,625.13	161,424,838.28		4,279	28.74
External Manager Stifel - ARPA									
Stifel ARPA Cash	CASH7658	External Stifel 7658 (WB 0349) ARPA	Cash	0.000	40,955,127.73	40,955,127.73	N/A	1	7.29
Sub Total / Average External Manager Stifel - ARPA				0.000	40,955,127.73	40,955,127.73		1	7.29
External Manager UBS									
Amazon Inc 3.6 4/13/2032-32	023135CH7	External UBS 2916 CC-115	Corporate	4.555	500,000.00	483,415.00	4/13/2032	2,387	0.09
Baker Hughes 3.337 12/15/2027-27	05723KAE0	External UBS 2916 CC-115	Corporate	2.630	450,000.00	443,718.00	12/15/2027	806	0.08
Baker Hughes 3.337 12/15/2027-27	05723KAE0	External UBS 2916 CC-115	Corporate	1.954	6,000.00	5,916.24	12/15/2027	806	0.00
Bank of New York 2.8 5/4/2026	06406FAC7	External UBS 2916 CC-115	Corporate	2.358	535,000.00	531,222.90	5/4/2026	216	0.09
Bank of New York 2.8 5/4/2026	06406FAC7	External UBS 2916 CC-115	Corporate	3.422	35,000.00	34,752.90	5/4/2026	216	0.01
Bank of New York 2.8 5/4/2026	06406FAC7	External UBS 2916 CC-115	Corporate	4.328	375,000.00	372,352.50	5/4/2026	216	0.07
Bank of New York Mellon 3.4 1/29/2028-27	06406RAF4	External UBS 2916 CC-115	Corporate	4.990	298,000.00	294,772.66	1/29/2028	851	0.05
Bank of New York Mellon 3.4 1/29/2028-27	06406RAF4	External UBS 2916 CC-115	Corporate	4.192	200,000.00	197,834.00	1/29/2028	851	0.04
Bank of New York Mellon 3.4 1/29/2028-27	06406RAF4	External UBS 2916 CC-115	Corporate	4.647	350,000.00	346,209.50	1/29/2028	851	0.06
BlackRock Inc 2.1 2/25/2032-31	09247XAS0	External UBS 2916 CC-115	Corporate	2.591	100,000.00	87,700.00	2/25/2032	2,339	0.02
BlackRock Inc 2.1 2/25/2032-31	09247XAS0	External UBS 2916 CC-115	Corporate	4.390	250,000.00	219,250.00	2/25/2032	2,339	0.04
BlackRock Inc 2.1 2/25/2032-31	09247XAS0	External UBS 2916 CC-115	Corporate	4.735	500,000.00	438,500.00	2/25/2032	2,339	0.08
Charles Schwab 2 3/20/2028-28	808513BP9	External UBS 2916 CC-115	Corporate	4.959	500,000.00	477,695.00	3/20/2028	902	0.09
Charles Schwab 2 3/20/2028-28	808513BP9	External UBS 2916 CC-115	Corporate	4.919	475,000.00	453,810.25	3/20/2028	902	0.08
Charles Schwab 2 3/20/2028-28	808513BP9	External UBS 2916 CC-115	Corporate	4.968	54,000.00	51,591.06	3/20/2028	902	0.01
Charles Schwab 2.9 3/3/2032-31	808513CA1	External UBS 2916 CC-115	Corporate	4.264	700,000.00	638,169.00	3/3/2032	2,346	0.11
Charles Schwab 2.9 3/3/2032-31	808513CA1	External UBS 2916 CC-115	Corporate	4.611	150,000.00	136,750.50	3/3/2032	2,346	0.02
Coca Cola 2.25 1/5/2032-22	191216DP2	External UBS 2916 CC-115	Corporate	2.424	515,000.00	460,682.95	1/5/2032	2,288	0.08
Coca Cola 2.25 1/5/2032-22	191216DP2	External UBS 2916 CC-115	Corporate	3.907	920,000.00	822,967.60	1/5/2032	2,288	0.15
Comcast Corp 1.95 1/15/2031-30	20030NDM0	External UBS 2916 CC-115	Corporate	4.079	280,000.00	248,771.60	1/15/2031	1,933	0.04
Comcast Corp 1.95 1/15/2031-30	20030NDM0	External UBS 2916 CC-115	Corporate	4.348	190,000.00	168,809.30	1/15/2031	1,933	0.03
Comcast Corp 1.95 1/15/2031-30	20030NDM0	External UBS 2916 CC-115	Corporate	4.530	250,000.00	222,117.50	1/15/2031	1,933	0.04
Comcast Corp 1.95 1/15/2031-30	20030NDM0	External UBS 2916 CC-115	Corporate	4.776	255,000.00	226,559.85	1/15/2031	1,933	0.04
Federal Realty 3.2 6/15/2029-29	313747AZ0	External UBS 2916 CC-115	Corporate	2.326	200,000.00	192,126.00	6/15/2029	1,354	0.03
Federal Realty 3.2 6/15/2029-29	313747AZ0	External UBS 2916 CC-115	Corporate	4.732	100,000.00	96,063.00	6/15/2029	1,354	0.02
Federal Realty 3.2 6/15/2029-29	313747AZ0	External UBS 2916 CC-115	Corporate	4.761	100,000.00	96,063.00	6/15/2029	1,354	0.02
FFCB 1.14 8/20/2029-21	3133EL4P6	External UBS 2916 CC-115	US Agency	1.155	250,000.00	225,665.00	8/20/2029	1,420	0.04
FFCB 1.15 6/24/2030-25	3133ELN42	External UBS 2916 CC-115	US Agency	1.177	600,000.00	530,706.00	6/24/2030	1,728	0.09
FFCB 1.68 4/29/2030-21	3133ELXP4	External UBS 2916 CC-115	US Agency	1.680	1,000,000.00	909,320.00	4/29/2030	1,672	0.16
FFCB 1.68 4/29/2030-21	3133ELXP4	External UBS 2916 CC-115	US Agency	1.685	850,000.00	772,922.00	4/29/2030	1,672	0.14

Description	CUSIP/Ticker	Portfolio Name	Security Sector	YTM @ Cost	Face Amount/Shares	Market Value	Maturity Date	Days To Maturity	% of Portfolio
FFCB 1.68 4/29/2030-21	3133ELXP4	External UBS 2916 CC-115	US Agency	1.639	32,000.00	29,098.24	4/29/2030	1,672	0.01
FFCB 2.02 7/2/2040-21	3133ELR22	External UBS 2916 CC-115	US Agency	2.017	500,000.00	346,050.00	7/2/2040	5,389	0.06
FFCB 2.05 1/23/2029	3133ELJR6	External UBS 2916 CC-115	US Agency	1.002	425,000.00	403,010.50	1/23/2029	1,211	0.07
FFCB 2.06 2/5/2032	3133ELLV4	External UBS 2916 CC-115	US Agency	0.955	360,000.00	319,561.20	2/5/2032	2,319	0.06
FFCB 2.4 9/1/2026	3133EHVW1	External UBS 2916 CC-115	US Agency	1.643	230,000.00	227,336.60	9/1/2026	336	0.04
FFCB 2.86 4/24/2028	3133EKJD9	External UBS 2916 CC-115	US Agency	0.844	200,000.00	195,950.00	4/24/2028	937	0.03
FHLB 0.6 7/28/2026-22	3130AKNS1	External UBS 2916 CC-115	US Agency	0.600	1,100,000.00	1,072,159.00	7/28/2026	301	0.19
FHLB 1.22 9/14/2029-21	3130AK3W4	External UBS 2916 CC-115	US Agency	1.220	65,000.00	58,938.75	9/14/2029	1,445	0.01
FHLMC 1.02 10/27/2028-21	3134GWYU4	External UBS 2916 CC-115	US Agency	1.030	210,000.00	193,756.50	10/27/2028	1,123	0.03
FHLMC 1.3 10/14/2031	3134GWYH3	External UBS 2916 CC-115	US Agency	1.320	400,000.00	341,312.00	10/14/2031	2,205	0.06
FHLMC 1.375 7/15/2030-21	3134GV5A2	External UBS 2916 CC-115	US Agency	1.375	850,000.00	759,764.00	7/15/2030	1,749	0.14
FHLMC 1.45 9/1/2032-21	3134GWF43	External UBS 2916 CC-115	US Agency	1.468	500,000.00	417,100.00	9/1/2032	2,528	0.07
FNMA 0.75 9/30/2027-22	3136G44D2	External UBS 2916 CC-115	US Agency	0.750	435,000.00	411,183.75	9/30/2027	730	0.07
Hawaii State 3 5/1/2026	419792RD0	External UBS 2916 CC-115	Municipal	2.160	235,000.00	235,383.05	5/1/2026	213	0.04
IBM 3.3 1/27/2027-26	459200JR3	External UBS 2916 CC-115	Corporate	1.398	450,000.00	446,166.00	1/27/2027	484	0.08
IBM 3.3 1/27/2027-26	459200JR3	External UBS 2916 CC-115	Corporate	4.169	180,000.00	178,466.40	1/27/2027	484	0.03
John Deere 1.75 3/9/2027	24422EVF3	External UBS 2916 CC-115	Corporate	1.589	350,000.00	339,472.00	3/9/2027	525	0.06
John Deere 1.75 3/9/2027	24422EVF3	External UBS 2916 CC-115	Corporate	4.424	100,000.00	96,992.00	3/9/2027	525	0.02
John Deere 1.75 3/9/2027	24422EVF3	External UBS 2916 CC-115	Corporate	4.280	31,000.00	30,067.52	3/9/2027	525	0.01
Johnson & Johnson 4.375 12/5/2033-33	478160BJ2	External UBS 2916 CC-115	Corporate	3.887	360,000.00	364,132.80	12/5/2033	2,988	0.06
Johnson & Johnson 4.375 12/5/2033-33	478160BJ2	External UBS 2916 CC-115	Corporate	4.847	300,000.00	303,444.00	12/5/2033	2,988	0.05
Johnson & Johnson 4.375 12/5/2033-33	478160BJ2	External UBS 2916 CC-115	Corporate	4.695	350,000.00	354,018.00	12/5/2033	2,988	0.06
JPMorgan Chase 3.3 4/1/2026-26	46625HQW3	External UBS 2916 CC-115	Corporate	1.176	850,000.00	846,863.50	4/1/2026	183	0.15
Kimberly Clark Corp 2.75 2/15/2026	494368BU6	External UBS 2916 CC-115	Corporate	2.713	260,000.00	258,687.00	2/15/2026	138	0.05
Kimberly Clark Corp 2.75 2/15/2026	494368BU6	External UBS 2916 CC-115	Corporate	2.934	100,000.00	99,495.00	2/15/2026	138	0.02
Kimberly Clark Corp 2.75 2/15/2026	494368BU6	External UBS 2916 CC-115	Corporate	2.934	100,000.00	99,495.00	2/15/2026	138	0.02
Merck & Company 1.7 6/10/2027-27	58933YBC8	External UBS 2916 CC-115	Corporate	4.832	500,000.00	482,980.00	6/10/2027	618	0.09
Merck & Company Inc 6.4 3/1/2028-98	589331AD9	External UBS 2916 CC-115	Corporate	1.844	105,000.00	110,890.50	3/1/2028	883	0.02
Merck & Company Inc 6.4 3/1/2028-98	589331AD9	External UBS 2916 CC-115	Corporate	4.782	96,000.00	101,385.60	3/1/2028	883	0.02
Merck & Company Inc 6.4 3/1/2028-98	589331AD9	External UBS 2916 CC-115	Corporate	4.523	350,000.00	369,635.00	3/1/2028	883	0.07
MetLife Inc 3.6 11/13/2025-25	59156RBQ0	External UBS 2916 CC-115	Corporate	2.971	500,000.00	499,580.00	11/13/2025	44	0.09
Microsoft Corp 3.125 11/3/2025-25	594918BJ2	External UBS 2916 CC-115	Corporate	2.745	889,000.00	888,066.55	11/3/2025	34	0.16
Oracle Corporation 2.65 7/15/2026-26	68389XBM6	External UBS 2916 CC-115	Corporate	2.539	450,000.00	444,735.00	7/15/2026	288	0.08
PayPal Holdings Inc 2.85 10/1/2029-29	70450YAE3	External UBS 2916 CC-115	Corporate	2.772	200,000.00	190,722.00	10/1/2029	1,462	0.03
PayPal Holdings Inc 2.85 10/1/2029-29	70450YAE3	External UBS 2916 CC-115	Corporate	4.948	117,000.00	111,572.37	10/1/2029	1,462	0.02
PayPal Holdings Inc 2.85 10/1/2029-29	70450YAE3	External UBS 2916 CC-115	Corporate	4.916	200,000.00	190,722.00	10/1/2029	1,462	0.03
PayPal Holdings Inc 2.85 10/1/2029-29	70450YAE3	External UBS 2916 CC-115	Corporate	4.522	250,000.00	238,402.50	10/1/2029	1,462	0.04
Pepsico Inc 3 10/15/2027-27	713448DY1	External UBS 2916 CC-115	Corporate	2.743	100,000.00	98,486.00	10/15/2027	745	0.02
Pepsico Inc 3 10/15/2027-27	713448DY1	External UBS 2916 CC-115	Corporate	3.097	130,000.00	128,031.80	10/15/2027	745	0.02
Pepsico Inc 3 10/15/2027-27	713448DY1	External UBS 2916 CC-115	Corporate	3.311	200,000.00	196,972.00	10/15/2027	745	0.04
Pepsico Inc 3 10/15/2027-27	713448DY1	External UBS 2916 CC-115	Corporate	4.793	225,000.00	221,593.50	10/15/2027	745	0.04
Pepsico Inc 3 10/15/2027-27	713448DY1	External UBS 2916 CC-115	Corporate	3.838	200,000.00	196,972.00	10/15/2027	745	0.04
Pfizer Enterprises 4.75 5/19/2033-33	716973AE2	External UBS 2916 CC-115	Corporate	5.232	600,000.00	606,108.00	5/19/2033	2,788	0.11
Pfizer Enterprises 4.75 5/19/2033-33	716973AE2	External UBS 2916 CC-115	Corporate	5.258	100,000.00	101,018.00	5/19/2033	2,788	0.02
Phillip Morris International 3.375 8/15/2029-29	718172CJ6	External UBS 2916 CC-115	Corporate	4.607	850,000.00	826,268.00	8/15/2029	1,415	0.15
PNC Financial Services 3.45 4/23/2029-29	693475AW5	External UBS 2916 CC-115	Corporate	2.591	500,000.00	489,620.00	4/23/2029	1,301	0.09
PNC Financial Services 3.45 4/23/2029-29	693475AW5	External UBS 2916 CC-115	Corporate	4.448	285,000.00	279,083.40	4/23/2029	1,301	0.05
PNC Financial Services 5.222 1/29/2031-30	693475CB9	External UBS 2916 CC-115	Corporate	4.869	500,000.00	516,695.00	1/29/2031	1,947	0.09
PNC Financial Services 5.222 1/29/2031-30	693475CB9	External UBS 2916 CC-115	Corporate	4.575	100,000.00	103,339.00	1/29/2031	1,947	0.02
Proctor & Gamble Co 4.05 1/26/2033-32	742718GA1	External UBS 2916 CC-115	Corporate	4.226	250,000.00	249,865.00	1/26/2033	2,675	0.04

Description	CUSIP/Ticker	Portfolio Name	Security Sector	YTM @ Cost	Face Amount/Shares	Market Value	Maturity Date	Days To Maturity	% of Portfolio
Simon Property Group 2.45 9/13/2029-29	828807DF1	External UBS 2916 CC-115	Corporate	4.733	500,000.00	469,610.00	9/13/2029	1,444	0.08
Simon Property Group 2.45 9/13/2029-29	828807DF1	External UBS 2916 CC-115	Corporate	4.600	50,000.00	46,961.00	9/13/2029	1,444	0.01
State Street 2.4 1/24/2030	857477BG7	External UBS 2916 CC-115	Corporate	2.352	500,000.00	468,870.00	1/24/2030	1,577	0.08
State Street 2.4 1/24/2030	857477BG7	External UBS 2916 CC-115	Corporate	4.318	38,000.00	35,634.12	1/24/2030	1,577	0.01
State Street 2.4 1/24/2030	857477BG7	External UBS 2916 CC-115	Corporate	4.225	250,000.00	234,435.00	1/24/2030	1,577	0.04
Texas Instruments Inc 4.6 2/15/2028	882508BV5	External UBS 2916 CC-115	Corporate	4.595	625,000.00	635,862.50	2/15/2028	868	0.11
Texas Instruments Inc 4.6 2/15/2028	882508BV5	External UBS 2916 CC-115	Corporate	4.879	15,000.00	15,260.70	2/15/2028	868	0.00
T-Note 1.25 12/31/2026	91282CDQ1-2	External UBS 2916 CC-115	US Treasury	4.840	335,000.00	325,067.25	12/31/2026	457	0.06
T-Note 2.875 5/15/2028	9128284N7	External UBS 2916 CC-115	US Treasury	3.677	260,000.00	255,177.00	5/15/2028	958	0.05
T-Note 2.875 5/15/2028	9128284N7	External UBS 2916 CC-115	US Treasury	3.855	70,000.00	68,701.50	5/15/2028	958	0.01
Truist Financial Corp 1.125 8/3/2027-27	89788MAC6	External UBS 2916 CC-115	Corporate	1.495	250,000.00	237,122.50	8/3/2027	672	0.04
Truist Financial Corp 1.125 8/3/2027-27	89788MAC6	External UBS 2916 CC-115	Corporate	5.642	75,000.00	71,136.75	8/3/2027	672	0.01
Truist Financial Corp 1.125 8/3/2027-27	89788MAC6	External UBS 2916 CC-115	Corporate	5.494	75,000.00	71,136.75	8/3/2027	672	0.01
Truist Financial Corp 1.125 8/3/2027-27	89788MAC6	External UBS 2916 CC-115	Corporate	4.472	200,000.00	189,698.00	8/3/2027	672	0.03
UBS Financial MM	MM2916	External UBS 2916 CC-115	Money Market	4.120	1,003,622.32	1,003,622.32	N/A	1	0.18
UBS Select Prime	SPPXX	External UBS 2916 CC-115	Mutual Fund	N/A	9,082.78	9,082.78		N/A	0.00
UBS Select Prime	SPPXX	External UBS 2916 CC-115	Mutual Fund	N/A	196.54	196.54		N/A	0.00
UBS Select Prime	SPPXX	External UBS 2916 CC-115	Mutual Fund	N/A	216.32	216.32		N/A	0.00
UBS Select Prime	SPPXX	External UBS 2916 CC-115	Mutual Fund	N/A	244.03	244.03		N/A	0.00
UBS Select Prime	SPPXX	External UBS 2916 CC-115	Mutual Fund	N/A	9,999.00	9,999.00		N/A	0.00
UBS Select Prime	SPPXX	External UBS 2916 CC-115	Mutual Fund	N/A	262.07	262.07		N/A	0.00
UBS Select Prime	SPPXX	External UBS 2916 CC-115	Mutual Fund	N/A	307.48	307.48		N/A	0.00
UBS Select Prime	SPPXX	External UBS 2916 CC-115	Mutual Fund	N/A	9,999.00	9,999.00		N/A	0.00
UBS Select Prime	SPPXX	External UBS 2916 CC-115	Mutual Fund	N/A	318.07	318.07		N/A	0.00
UBS Select Prime	SPPXX	External UBS 2916 CC-115	Mutual Fund	N/A	364.03	364.03		N/A	0.00
UBS Select Prime	SPPXX	External UBS 2916 CC-115	Mutual Fund	N/A	378.18	378.18		N/A	0.00
UBS Select Prime	SPPXX	External UBS 2916 CC-115	Mutual Fund	N/A	61,771.17	61,771.17		N/A	0.01
UBS Select Prime	SPPXX	External UBS 2916 CC-115	Mutual Fund	N/A	451.90	451.90		N/A	0.00
UBS Select Prime	SPPXX	External UBS 2916 CC-115	Mutual Fund	N/A	669.44	669.44		N/A	0.00
UBS Select Prime	SPPXX	External UBS 2916 CC-115	Mutual Fund	N/A	654.52	654.52		N/A	0.00
UBS Select Prime	SPPXX	External UBS 2916 CC-115	Mutual Fund	N/A	548.45	548.45		N/A	0.00
UBS Select Prime	SPPXX	External UBS 2916 CC-115	Mutual Fund	N/A	441.10	441.10		N/A	0.00
UBS Select Prime	SPPXX	External UBS 2916 CC-115	Mutual Fund	N/A	411.13	411.13		N/A	0.00
UBS Select Prime	SPPXX	External UBS 2916 CC-115	Mutual Fund	N/A	438.96	438.96		N/A	0.00
UBS Select Prime	SPPXX	External UBS 2916 CC-115	Mutual Fund	N/A	424.07	424.07		N/A	0.00
UBS Select Prime	SPPXX	External UBS 2916 CC-115	Mutual Fund	N/A	438.26	438.26		N/A	0.00
UBS Select Prime	SPPXX	External UBS 2916 CC-115	Mutual Fund	N/A	153.96	153.96		N/A	0.00
UBS Select Prime	SPPXX	External UBS 2916 CC-115	Mutual Fund	N/A	435.19	435.19		N/A	0.00
UBS Select Prime	SPPXX	External UBS 2916 CC-115	Mutual Fund	N/A	434.59	434.59		N/A	0.00
UBS Select Prime	SPPXX	External UBS 2916 CC-115	Mutual Fund	N/A	410.36	410.36		N/A	0.00
UBS Select Prime	SPPXX	External UBS 2916 CC-115	Mutual Fund	N/A	405.07	405.07		N/A	0.00
UBS Select Prime	SPPXX	External UBS 2916 CC-115	Mutual Fund	N/A	378.40	378.40		N/A	0.00
UBS Select Prime	SPPXX	External UBS 2916 CC-115	Mutual Fund	N/A	378.52	378.52		N/A	0.00
UBS Select Prime	SPPXX	External UBS 2916 CC-115	Mutual Fund	N/A	366.05	366.05		N/A	0.00
UBS Select Prime	SPPXX	External UBS 2916 CC-115	Mutual Fund	N/A	329.15	329.15		N/A	0.00
UBS Select Prime	SPPXX	External UBS 2916 CC-115	Mutual Fund	N/A	362.85	362.85		N/A	0.00
UBS Select Prime	SPPXX	External UBS 2916 CC-115	Mutual Fund	N/A	352.10	352.10		N/A	0.00
UBS Select Prime	SPPXX	External UBS 2916 CC-115	Mutual Fund	N/A	364.80	364.80		N/A	0.00
UBS Select Prime	SPPXX	External UBS 2916 CC-115	Mutual Fund	N/A	353.52	353.52		N/A	0.00
UBS Select Prime	SPPXX	External UBS 2916 CC-115	Mutual Fund	N/A	367.39	367.39		N/A	0.00

Description	CUSIP/Ticker	Portfolio Name	Security Sector	YTM @ Cost	Face Amount/Shares	Market Value	Maturity Date	Days To Maturity	% of Portfolio
UBS Select Prime	SPPXX	External UBS 2916 CC-115	Mutual Fund	N/A	367.54	367.54		N/A	0.00
UBS Select Prime	SPPXX	External UBS 2916 CC-115	Mutual Fund	N/A	348.95	348.95		N/A	0.00
Sub Total / Average External Manager UBS				3.184	32,008,047.26	30,488,799.67		1,297	5.43
Internal ARPA									
ARPA Associated BankMM	MM6704	ARPA Funds Money Market Accounts	Money Market	3.640	2,690,551.02	2,690,551.02	N/A	1	0.48
ARPA Busey Bank MM	MM8920	ARPA Funds Money Market Accounts	Money Market	3.290	2,677,487.48	2,677,487.48	N/A	1	0.48
ARPA Old National Bank MM	MM6279	ARPA Funds Money Market Accounts	Money Market	2.750	7,267,882.70	7,267,882.70	N/A	1	1.29
Sub Total / Average Internal ARPA				3.054	12,635,921.20	12,635,921.20		1	2.25
Internal Commerce Trust									
T-Bill 0 11/28/2025	912797NL7-0595	Will County Commerce Trust 0595 CC-115	US Treasury	4.010	7,000,000.00	6,954,333.40	11/28/2025	59	1.24
T-Bill 0 12/26/2025	912797NU7-0595	Will County Commerce Trust 0595 CC-115	US Treasury	4.005	7,000,000.00	6,934,532.50	12/26/2025	87	1.23
T-Bill 0 3/12/2026	912797SB4-1	Will County Commerce Trust 0595 CC-115	US Treasury	3.644	7,000,000.00	6,881,542.01	3/12/2026	163	1.23
Sub Total / Average Internal Commerce Trust				3.887	21,000,000.00	20,770,407.91		103	3.70
Internal Fifth Third Securities									
Apple Inc 3.25 2/23/2026-25	037833BY5	Will County Fifth Third 3749 (1963) CC-115	Corporate	4.050	2,550,000.00	2,542,018.50	2/23/2026	146	0.45
Bank of America 4.75 11/1/2027-25	06055JGS2	Will County Fifth Third 1858 (5801) TC-C 713	Corporate	4.750	2,000,000.00	2,000,040.00	11/1/2027	762	0.36
Bank of America Corp4.25 10/22/2026	06051GFL8-5801	Will County Fifth Third 1858 (5801) TC-C 713	Corporate	4.850	1,000,000.00	1,001,320.00	10/22/2026	387	0.18
Bolingbrook IL 2.118 1/1/2031-29	097552UH4	Will County Fifth Third 1858 (5801) TC-C 713	Municipal	4.500	360,000.00	317,437.20	1/1/2031	1,919	0.06
Caterpillar Financial 4.6 11/15/2027-25	14913UAS9	Will County Fifth Third 1858 (5801) TC-C 713	Corporate	4.420	1,000,000.00	1,015,080.00	11/15/2027	776	0.18
Charles Schwab 2.45 3/3/2027-27	808513BY0	Will County Fifth Third 1858 (5801) TC-C 713	Corporate	4.050	1,000,000.00	978,260.00	3/3/2027	519	0.17
Citibank NA Note 5.488 12/4/2026-26	17325FBC1	Will County Fifth Third 1858 (5801) TC-C 713	Corporate	4.490	2,000,000.00	2,031,900.00	12/4/2026	430	0.36
Citigroup Global Markets 3.75 9/30/2027-26	17291LZX6	Will County Fifth Third 1858 (5801) TC-C 713	Corporate	3.750	2,000,000.00	1,981,160.00	9/30/2027	730	0.35
CitiGroup Inc 4.05 10/29/2027-26	17290AM31	Will County Fifth Third 1858 (5801) TC-C 713	Corporate	4.050	2,000,000.00	1,989,700.00	10/29/2027	759	0.35
CitiGroup Inc 4.75 5/15/2028-26	17290ADN7	Will County Fifth Third 1858 (5801) TC-C 713	Corporate	4.750	2,000,000.00	1,983,760.00	5/15/2028	958	0.35
Goldman Sachs 4.25 9/17/2027-26	38151FAA1	Will County Fifth Third 1858 (5801) TC-C 713	Corporate	4.250	4,000,000.00	4,003,120.00	9/17/2027	717	0.71
Goldman Sachs Group Inc 6.1 10/31/2025	38150AVE2	Will County Fifth Third 1858 (5801) TC-C 713	Corporate	6.100	2,000,000.00	2,003,780.00	10/31/2025	31	0.36
Home Depot 4.875 6/25/2027-27	437076DB5	Will County Fifth Third 1858 (5801) TC-C 713	Corporate	3.900	1,000,000.00	1,016,670.00	6/25/2027	633	0.18
HSBC USA Inc 5.294 3/4/2027	40428HA44	Will County Fifth Third 1858 (5801) TC-C 713	Corporate	3.850	2,000,000.00	2,034,060.00	3/4/2027	520	0.36
IBM 6.5 1/15/2028-27	459200AS0	Will County Fifth Third 1858 (5801) TC-C 713	Corporate	3.850	3,000,000.00	3,160,080.00	1/15/2028	837	0.56
IBM Inc 4.5 2/6/2026-26	459200KW0	Will County Fifth Third 1858 (5801) TC-C 713	Corporate	4.200	1,000,000.00	1,001,020.00	2/6/2026	129	0.18
ILLINOIS STATE5.111 5/1/2027	452153GS2	Will County Fifth Third 1858 (5801) TC-C 713	Municipal	5.251	2,000,000.00	2,029,880.00	5/1/2027	578	0.36
Illinois State 5.19 5/1/2027-27	452153HY8	Will County Fifth Third 1858 (5801) TC-C 713	Municipal	5.053	2,750,000.00	2,794,385.00	5/1/2027	578	0.50
Intel Corporation 4.875 2/10/2026-26	458140CD0	Will County Fifth Third 3749 (1963) CC-115	Corporate	4.800	1,000,000.00	1,002,030.00	2/10/2026	133	0.18
JP Morgan Chase Co2.95 10/1/2026-26	46625HRV4	Will County Fifth Third 1858 (5801) TC-C 713	Corporate	4.500	2,000,000.00	1,981,180.00	10/1/2026	366	0.35

Description	CUSIP/Ticker	Portfolio Name	Security Sector	YTM @ Cost	Face Amount/Shares	Market Value	Maturity Date	Days To Maturity	% of Portfolio
JPMorgan Chase 4 8/29/2028-27	48135NYW0	Will County Fifth Third 1858 (5801) TC-C 713	Corporate	4.000	2,000,000.00	1,994,260.00	8/29/2028	1,064	0.36
JPMorgan Chase 4 9/20/2027-26	48130CSY2	Will County Fifth Third 1858 (5801) TC-C 713	Corporate	4.000	2,000,000.00	2,001,740.00	9/20/2027	720	0.36
JPMorgan Chase 4.15 9/20/2027	48135NQQ2	Will County Fifth Third 1858 (5801) TC-C 713	Corporate	4.150	2,000,000.00	1,996,340.00	9/20/2027	720	0.36
Morgan Stanley 3.125 7/27/2026-26	61761J3R8	Will County Fifth Third 1858 (5801) TC-C 713	Corporate	4.700	3,000,000.00	2,978,340.00	7/27/2026	300	0.53
Morgan Stanley 3.125 7/27/2026-26	61761J3R8	Will County Fifth Third 1858 (5801) TC-C 713	Corporate	4.450	2,000,000.00	1,985,560.00	7/27/2026	300	0.35
Morgan Stanley 3.875 1/27/2026-25	61746BDZ6-5801	Will County Fifth Third 1858 (5801) TC-C 713	Corporate	4.750	1,000,000.00	999,100.00	1/27/2026	119	0.18
Morgan Stanley Bank UT 6.25 8/9/2026	61746BCY0	Will County Fifth Third 1858 (5801) TC-C 713	Corporate	4.400	1,000,000.00	1,018,840.00	8/9/2026	313	0.18
New York City NY 2.92 2/1/2027-26	64971WZV5	Will County Fifth Third 1858 (5801) TC-C 713	Municipal	4.200	1,000,000.00	989,790.00	2/1/2027	489	0.18
T-Bill 0 1/22/2026	912797PD3-3749	Will County Fifth Third 3749 (1963) CC-115	US Treasury	4.063	7,000,000.00	6,916,700.00	1/22/2026	114	1.23
T-Bill 0 12/11/2025	912797QY6	Will County Fifth Third 3749 (1963) CC-115	US Treasury	4.200	7,000,000.00	6,946,940.00	12/11/2025	72	1.24
T-Bill 0 3/12/2026	912797SB4-2	Will County Fifth Third 3749 (1963) CC-115	US Treasury	3.664	7,000,000.00	6,882,330.00	3/12/2026	163	1.23
T-Note 4.125 7/31/2028	91282CHQ7	Will County Fifth Third 1858 (5801) TC-C 713	US Treasury	3.750	3,000,000.00	3,040,320.00	7/31/2028	1,035	0.54
T-Note 4.25 3/15/2027	91282CKE0	Will County Fifth Third 1858 (5801) TC-C 713	US Treasury	3.900	1,000,000.00	1,008,200.00	3/15/2027	531	0.18
T-Note 4.625 10/15/2026	91282CJC6	Will County Fifth Third 1858 (5801) TC-C 713	US Treasury	3.950	1,000,000.00	1,009,300.00	10/15/2026	380	0.18
T-Note 4.625 2/28/2026	91282CKB6-3749	Will County Fifth Third 3749 (1963) CC-115	US Treasury	3.950	4,500,000.00	4,512,465.00	2/28/2026	151	0.80
T-Note 4.625 3/15/2026	91282CGR6	Will County Fifth Third 1858 (5801) TC-C 713	US Treasury	4.000	1,000,000.00	1,003,280.00	3/15/2026	166	0.18
Truist Bank 3.8 10/30/2026-26	07330MAA5	Will County Fifth Third 1858 (5801) TC-C 713	Corporate	5.300	1,500,000.00	1,495,665.00	10/30/2026	395	0.27
Truist Bank 3.3 5/15/2026-26	86787GAJ1	Will County Fifth Third 1858 (5801) TC-C 713	Corporate	5.200	500,000.00	497,055.00	5/15/2026	227	0.09
US Bancorp 3.1 4/27/2026-26	91159HHM5	Will County Fifth Third 1858 (5801) TC-C 713	Corporate	4.800	2,000,000.00	1,989,140.00	4/27/2026	209	0.35
US Bancorp 3.1 4/27/2026-26	91159HHM5	Will County Fifth Third 1858 (5801) TC-C 713	Corporate	4.700	2,000,000.00	1,989,140.00	4/27/2026	209	0.35
Waste Management Inc 3.15 11/15/2027-27	94106LBE8	Will County Fifth Third 1858 (5801) TC-C 713	Corporate	4.450	1,000,000.00	983,550.00	11/15/2027	776	0.18
Wells Fargo 4.3 7/22/2027	94974BGL8	Will County Fifth Third 1858 (5801) TC-C 713	Corporate	4.100	1,000,000.00	1,003,670.00	7/22/2027	660	0.18
Sub Total / Average Internal Fifth Third Securities				4.289	90,160,000.00	90,108,605.70		429	16.04
Internal JPMorgan Securities									
FFCB 3.75 5/18/2027	3133ETM9	Will County JPMorgan 4912 TC-C 713	US Agency	3.757	2,500,000.00	2,502,572.93	5/18/2027	595	0.45
FFCB 3.875 9/3/2026	3133ERRW3	Will County JPMorgan 4912 TC-C 713	US Agency	3.656	3,000,000.00	3,003,708.96	9/3/2026	338	0.53
FFCB 4.75 9/1/2026	3133EPUW3	Will County JPMorgan 4912 TC-C 713	US Agency	5.000	2,750,000.00	2,775,877.36	9/1/2026	336	0.49
FHLB 0 4/10/2026	313385VJ2	Will County JPMorgan 0484 CC-115	US Agency	3.707	7,000,000.00	6,863,733.31	4/10/2026	192	1.22
FHLB 4.3 2/26/2029	3130B4GM7	Will County JPMorgan 4912 TC-C 713	US Agency	4.514	1,500,000.00	1,522,869.47	2/26/2029	1,245	0.27
T-Bill 0 1/22/2026	912797PD3-0484	Will County JPMorgan 0484 CC-115	US Treasury	4.104	7,000,000.00	6,916,523.88	1/22/2026	114	1.23
T-Bill 0 11/28/2025	912797NL7-4912	Will County JPMorgan 4912 TC-C 713	US Treasury	4.180	3,000,000.00	2,980,669.08	11/28/2025	59	0.53
T-Bill 0 11/28/2025	912797NL7-4912	Will County JPMorgan 4912 TC-C 713	US Treasury	4.219	3,000,000.00	2,980,669.08	11/28/2025	59	0.53
T-Bill 0 11/28/2025	912797NL7-0484	Will County JPMorgan 0484 CC-115	US Treasury	4.217	7,000,000.00	6,954,894.52	11/28/2025	59	1.24
T-Bill 0 12/26/2025	912797NU7-0484	Will County JPMorgan 0484 CC-115	US Treasury	4.161	7,000,000.00	6,935,582.85	12/26/2025	87	1.23
T-Bill 0 2/19/2026	912797PM3	Will County JPMorgan 4912 TC-C 713	US Treasury	4.019	1,500,000.00	1,478,041.08	2/19/2026	142	0.26
T-Bill 0 3/19/2026	912797PV3	Will County JPMorgan 4912 TC-C 713	US Treasury	4.114	1,000,000.00	982,480.33	3/19/2026	170	0.17

Description	CUSIP/Ticker	Portfolio Name	Security Sector	YTM @ Cost	Face Amount/Shares	Market Value	Maturity Date	Days To Maturity	% of Portfolio
T-Bill 0 3/19/2026	912797PV3	Will County JPMorgan 4912 TC-C 713	US Treasury	4.062	1,000,000.00	982,480.33	3/19/2026	170	0.17
T-Bill 0 3/19/2026	912797PV3	Will County JPMorgan 0484 CC-115	US Treasury	3.999	7,200,000.00	7,073,858.38	3/19/2026	170	1.26
T-Bill 0 3/26/2026	912797SC2	Will County JPMorgan 4912 TC-C 713	US Treasury	3.779	1,500,000.00	1,472,681.51	3/26/2026	177	0.26
T-Bill 0 3/5/2026	912797RV1	Will County JPMorgan 4912 TC-C 713	US Treasury	3.904	2,500,000.00	2,459,786.10	3/5/2026	156	0.44
T-Bill 0 9/3/2026	912797RS8	Will County JPMorgan 4912 TC-C 713	US Treasury	3.727	2,500,000.00	2,418,318.45	9/3/2026	338	0.43
T-Bill 0 9/3/2026	912797RS8	Will County JPMorgan 4912 TC-C 713	US Treasury	3.598	1,500,000.00	1,450,991.07	9/3/2026	338	0.26
T-Note 1.5 1/31/2027	912828Z78	Will County JPMorgan 4912 TC-C 713	US Treasury	3.793	2,500,000.00	2,429,296.88	1/31/2027	488	0.43
T-Note 2.5 3/31/2027	91282CEF4	Will County JPMorgan 4912 TC-C 713	US Treasury	3.634	2,500,000.00	2,457,812.50	3/31/2027	547	0.44
T-Note 3.5 9/30/2026	91282CLP4	Will County JPMorgan 4912 TC-C 713	US Treasury	4.079	1,000,000.00	997,890.62	9/30/2026	365	0.18
T-Note 3.5 9/30/2026	91282CLP4	Will County JPMorgan 4912 TC-C 713	US Treasury	4.027	1,000,000.00	997,890.62	9/30/2026	365	0.18
T-Note 4.25 1/15/2028	91282CMF5	Will County JPMorgan 4912 TC-C 713	US Treasury	4.438	2,000,000.00	2,027,265.62	1/15/2028	837	0.36
T-Note 4.375 12/31/2029	91282CMD0	Will County JPMorgan 4912 TC-C 713	US Treasury	4.571	1,500,000.00	1,538,789.07	12/31/2029	1,553	0.27
Sub Total / Average Internal JPMorgan Securities				4.046	72,950,000.00	72,204,684.00		275	12.86
Internal Liquid Assets									
AssociatedBank MM	MM9160	Will County MM, LGIP, Cash TC-C 713	Money Market	3.640	5,652,048.46	5,652,048.46	N/A	1	1.01
AssociatedBank MM	MM3569	Will County MM, LGIP, Cash CC-C 115	Money Market	3.640	2,701,328.92	2,701,328.92	N/A	1	0.48
Busey Bank MM	MM7425	Will County MM, LGIP, Cash TC-C 713	Money Market	3.880	3,389,374.19	3,389,374.19	N/A	1	0.60
Busey Bank MM	MM7433	Will County MM, LGIP, Cash CC-C 115	Money Market	3.880	1,242,946.40	1,242,946.40	N/A	1	0.22
Commerce Bank MM	MM1905	Will County MM, LGIP, Cash CC-C 115	Money Market	3.150	1,214,688.23	1,214,688.23	N/A	1	0.22
Commerce Bank MM	MM9959	Will County MM, LGIP, Cash TC-C 713	Money Market	3.150	428,606.23	428,606.23	N/A	1	0.08
Fifth Third Bank MM	MM9997	Will County MM, LGIP, Cash CC-C 115	Money Market	3.240	4,631,190.06	4,631,190.06	N/A	1	0.82
Fifth Third Bank MM	MM9989	Will County MM, LGIP, Cash TC-C 713	Money Market	3.240	2,251,958.61	2,251,958.61	N/A	1	0.40
First Secure Bank & Trust MM	MM1532	Will County MM, LGIP, Cash TC-C 713	Money Market	4.000	1,126,301.69	1,126,301.69	N/A	1	0.20
First Secure Bank & Trust MM	MM1540	Will County MM, LGIP, Cash CC-C 115	Money Market	4.000	3,240,127.92	3,240,127.92	N/A	1	0.58
First Secure Community Bank MM	MM2710	Will County MM, LGIP, Cash TC-C 713	Money Market	4.000	2,259,862.92	2,259,862.92	N/A	1	0.40
First Secure Community Bank MM	MM2870	Will County MM, LGIP, Cash CC-C 115	Money Market	4.000	4,382,899.31	4,382,899.31	N/A	1	0.78
Heartland Bank & Trust MM	MM9804	Will County MM, LGIP, Cash TC-C 713	Money Market	3.440	1,018,854.84	1,018,854.84	N/A	1	0.18
iMET Restricted LGIP	LGIP0468B	Will County MM, LGIP, Cash CC-C 115	Local Government Investment Pool	0.000	207,970.48	207,970.48	N/A	1	0.04
MAXSAFE Bank MM	MM2144	Will County MM, LGIP, Cash TC-C 713	Money Market	4.300	5,621,372.73	5,621,372.73	N/A	1	1.00
Midland Federal MM	MM0258	Will County MM, LGIP, Cash TC-C 713	Money Market	3.980	1,015,376.46	1,015,376.46	N/A	1	0.18
Old National BankMM	MM1671	Will County MM, LGIP, Cash CC-C 115	Money Market	4.000	7,388,590.44	7,388,590.44	N/A	1	1.32
Old Plank Trail MM	MM1766	Will County MM, LGIP, Cash CC-C 115	Money Market	4.300	6,876,719.65	6,876,719.65	N/A	1	1.22
Old Second Bank MM	MM7457	Will County MM, LGIP, Cash CC-C 115	Money Market	2.960	287,050.41	287,050.41	N/A	1	0.05
Old Second Bank MM	MM4914	Will County MM, LGIP, Cash TC-C 713	Money Market	2.960	3,502,822.57	3,502,822.57	N/A	1	0.62
PeopleFirst Bank MM	MM7360	Will County MM, LGIP, Cash CC-C 115	Money Market	3.970	7,630,311.44	7,630,311.44	N/A	1	1.36
PeopleFirst Bank MM	MM4000	Will County MM, LGIP, Cash TC-C 713	Money Market	3.970	13,598,781.56	13,598,781.56	N/A	1	2.42
PNC Bank MM	MM1355	Will County MM, LGIP, Cash TC-C 713	Money Market	2.940	2,214,908.52	2,214,908.52	N/A	1	0.39
Providence Bank & Trust MM	MM0203	Will County MM, LGIP, Cash TC-C 713	Money Market	3.250	298,623.64	298,623.64	N/A	1	0.05
Providence Bank & Trust MM	MM0195	Will County MM, LGIP, Cash CC-C 115	Money Market	3.250	2,618,752.77	2,618,752.77	N/A	1	0.47
Republic Bank MM	MM2085	Will County MM, LGIP, Cash TC-C 713	Money Market	3.760	7,711,824.20	7,711,824.20	N/A	1	1.37
Republic Bank MM	MM3495	Will County MM, LGIP, Cash CC-C 115	Money Market	3.760	8,782,215.26	8,782,215.26	N/A	1	1.56
Sub Total / Average Internal Liquid Assets				3.793	101,295,507.91	101,295,507.91		1	18.03
Internal Local CD Investments									
PeopleFirst Bank 4.5 12/27/2025	CD0840	Will County Investments TC-C 713	Certificate Of Deposit	4.500	1,081,623.00	1,081,623.00	12/27/2025	88	0.19
Providence Bank & Trust 3.844 8/28/2026	CD4330B	Will County Investments TC-C 713	Certificate Of Deposit	3.844	1,880,623.78	1,880,623.78	8/28/2026	332	0.33
Providence Bank & Trust 3.844 8/28/2026	CD9983B	Will County Investments CC-C 115	Certificate Of Deposit	3.844	2,955,265.95	2,955,265.95	8/28/2026	332	0.53
Sub Total / Average Internal Local CD Investments				3.964	5,917,512.73	5,917,512.73		287	1.05
Total / Average				3.725	567,742,579.85	561,662,844.97		1,452	100

Will County Fund Balances

September 2025

Cash Balances

Fund	MainAccount	Name	Opening balance	Debit	Credit	Closing balance
1010	101002	General Fund_Ge	4,083,447.00	55,729,181.42	36,737,173.44	23,075,454.98
1020	101002	General Fund_Soc	41,717.22	3,062,537.83	0.00	3,104,255.05
1030	101002	General Fund_Illir	509,952.49	6,352,373.39	0.00	6,862,325.88
1040	101002	General Fund_Tor	-996,391.81	1,819,867.71	240,089.35	583,386.55
1050	101002	General Fund_Wo	-264,610.71	1,006,308.75	323,637.71	418,060.33
1060	101002	General Fund_Pay	0.00	0.00	0.00	0.00
2003	101002	RTA Tax Revenue f	-9,419,859.78	15,823,728.38	4,273,530.14	2,130,338.46
2101	101002	Tuberculosis Clini	272,923.00	266,416.11	96,736.09	442,603.02
2102	101002	Health Fund-Cash	-94,268.78	5,472,216.02	3,100,536.73	2,277,410.51
2106	101002	Highway Fund-Ca	1,323,261.96	4,024,785.83	828,667.69	4,519,380.10
2109	101002	Bridge Fund-Cash	323,822.78	251,223.81	19,158.24	555,888.35
2110	101002	Federal Matching	53,471.01	23,926.08	0.00	77,397.09
2111	101002	County Owned Pa	124,231.78	36,137.45	360.00	160,009.23
2112	101002	Veteran's Assistar	-171,810.36	545,035.00	106,233.65	266,990.99
2202	101002	Law Library Fund-	146,852.24	43,580.00	16,362.71	174,069.53
2203	101002	Probation Service	337,595.98	26,520.50	21,585.87	342,530.61
2204	101002	Child Exchange Ci	48,370.49	0.00	0.00	48,370.49
2205	101002	Foreclosure Medi	91,110.33	16,500.00	13,779.98	93,830.35
2405	101002	Juvenile Drug Cou	2,588.81	0.00	0.00	2,588.81
2501	101002	Sheriff's Off Duty	35,487.88	16,917.00	12,604.00	39,800.88
2502	101002	Sheriff's Weight S	320,129.62	71,153.93	25,852.01	365,431.54
2504	101002	Sheriff's Arrestee'	123,246.99	1,307.00	0.00	124,553.99
2505	101002	Sheriff's Traffic Cc	87,284.18	750.00	0.00	88,034.18
7360	101002	Federal, State, an	-700,049.34	4,131,660.16	4,131,123.05	-699,512.23
7401	101002	Other Treasurer's	-971,848.68	1,817,237.81	1,817,237.81	-971,848.68
7410	101002	Other Treasurer's	34,879.61	0.00	0.00	34,879.61
7411	101002	Other Treasurer's	-171,535.64	38,530.37	16,516.22	-149,521.49
7412	101002	Other Treasurer's	-89,702.12	42,306.30	42,619.20	-90,015.02
7450	101002	Other Treasurer's	1,849,669.85	2,754,993.11	4,177,610.95	427,052.01
7451	101002	Other Treasurer's	-1,838.85	0.00	0.00	-1,838.85
7504	101002	Other Treasurer's	0.00	0.00	0.00	0.00
7505	101002	Other Treasurer's	88,346.26	0.00	7,663.88	80,682.38
7506	101002	Other Treasurer's	18,579.00	13,188.00	12,344.00	19,423.00
7507	101002	Other Treasurer's	67,000.00	0.00	0.00	67,000.00
7508	101002	Other Treasurer's	0.00	0.00	0.00	0.00
7509	101002	Other Treasurer's	33,230.71	0.00	0.00	33,230.71
7511	101002	Other Treasurer's	2,946.00	0.00	0.00	2,946.00
7512	101002	Other Treasurer's	4.36	0.00	0.00	4.36
7682	101002	County Clerk_Dor	6,043.00	1,710.00	1,590.00	6,163.00
7691	101002	Sunny Hill Nursing	97,200.00	0.00	0.00	97,200.00
9510	101002	Corporate C Settli	-4,396.69	46,854,420.00	46,855,249.90	-5,226.59

Will County Fund Balances
September 2025

Money Market Balance

Fund	MainAccount	Name	Opening balance	Debit	Credit	Closing balance
1010	106001	General Fund_Ge	9,618,290.32	165,336.03	70.00	9,783,556.35
1020	106001	General Fund_Soc	950,000.00	0.00	0.00	950,000.00
1030	106001	General Fund_Illir	2,250,000.00	0.00	0.00	2,250,000.00
1050	106001	General Fund_Wo	0.00	0.00	0.00	0.00
2003	106001	RTA Tax Revenue f	32,000,000.00	0.00	0.00	32,000,000.00
2102	106001	Health Fund-Cash	1,013,264.46	0.00	0.00	1,013,264.46
2106	106001	Highway Fund-Ca	1,500,000.00	0.00	0.00	1,500,000.00
2109	106001	Bridge Fund-Cash	250,000.00	0.00	0.00	250,000.00
2111	106001	County Owned Pa	1,000,000.00	0.00	0.00	1,000,000.00
2203	106001	Probation Service	250,000.00	0.00	0.00	250,000.00
7450	106001	Other Treasurer's	2,000,000.00	0.00	0.00	2,000,000.00
9510	106001	Corporate C Sett	0.00	0.00	0.00	0.00

External Investments

Fund	MainAccount	Name	Opening balance	Debit	Credit	Closing balance
1010	112001	General Fund_Ge	6,985,179.94	11,950,000.00	0.00	18,935,179.94
1020	112001	General Fund_Soc	0.00	0.00	0.00	0.00
1030	112001	General Fund_Illir	4,800,000.00	0.00	0.00	4,800,000.00
1040	112001	General Fund_Tor	0.00	0.00	0.00	0.00
1050	112001	General Fund_Wo	0.00	0.00	0.00	0.00
1060	112001	General Fund_Pay	0.00	0.00	0.00	0.00
2003	112001	RTA Tax Revenue f	11,950,000.00	0.00	11,950,000.00	0.00
2101	112001	Tuberculosis Clini	1,237,531.44	0.00	0.00	1,237,531.44
2102	112001	Health Fund-Inves	20,140,000.00	0.00	0.00	20,140,000.00
2106	112001	Highway Fund-Inv	2,550,000.00	0.00	0.00	2,550,000.00
2109	112001	Bridge Fund-Inves	1,190,000.00	0.00	0.00	1,190,000.00
2111	112001	County Owned Pa	800,000.00	0.00	0.00	800,000.00
2202	112001	Law Library Fund-	1,745,000.00	0.00	0.00	1,745,000.00
2203	112001	Probation Service	5,400,000.00	0.00	0.00	5,400,000.00
2204	112001	Child Exchange Cr	950,000.00	0.00	0.00	950,000.00
2205	112001	Foreclosure Medi	400,000.00	0.00	0.00	400,000.00
2501	112001	Sheriff's Off Duty	100,000.00	0.00	0.00	100,000.00
2502	112001	Sheriff's Weight S	650,000.00	0.00	0.00	650,000.00
2504	112001	Sheriff's Arrestee'	100,000.00	0.00	0.00	100,000.00
7411	112001	Other Treasurer's	0.00	0.00	0.00	0.00
7505	112001	Other Treasurer's	1,100,000.00	0.00	0.00	1,100,000.00
7509	112001	Other Treasurer's	200,000.00	0.00	0.00	200,000.00
7511	112001	Other Treasurer's	500,000.00	0.00	0.00	500,000.00
7691	112001	Sunny Hill Nursin	100,000.00	0.00	0.00	100,000.00

Will County Fund Balances
September 2025

Internal Investments

Fund	MainAccount	Name	Opening balance	Debit	Credit	Closing balance
1010	111001	General Fund_Ge	51,524,496.76	0.00	0.00	51,524,496.76
1020	111001	General Fund_Soc	3,000,000.00	0.00	0.00	3,000,000.00
1030	111001	General Fund_Illir	7,000,000.00	0.00	0.00	7,000,000.00
2003	111001	RTA Tax Revenue f	2,500,000.00	0.00	0.00	2,500,000.00
2102	111001	Health Fund-Inves	0.00	0.00	0.00	0.00
9510	111001	Corporate C Settli	0.00	0.00	0.00	0.00

2025-11-14 GENERAL LEDGER SUMMARY REPORT FOR 2025, SELECTED PERIOD 11 ACCOUNTS FROM: 283001052 TO: 283001052 PAGE 1 WGL101R
G/L ACCOUNT BATCH/DESC/REF CASH RECEIPTS TRANSFER IN TRANSFER OUT DISBURSEMENTS BALANCE
283001052 BACK TAX OLD NATIONAL BANK

-----					BEGIN BALANCE:	1,557,444.93
----- PERIOD 11 END	90,791.97	0.00	0.00		13,639.25-	1,634,597.65

2025-11-14 GENERAL LEDGER SUMMARY REPORT FOR 2025, SELECTED PERIOD 11 ACCOUNTS FROM: 286001052 TO: 286001052 PAGE 1 WGL101R
G/L ACCOUNT BATCH/DESC/REF CASH RECEIPTS TRANSFER IN TRANSFER OUT DISBURSEMENTS BALANCE
286001052 MOBILE HOME OLD NATIONAL BANK

----- PERIOD 11 END 10,303.39 0.00 0.00 BEGIN BALANCE: 14,984.08
----- 0.00 25,287.47

 ----- PERIOD 11 END 17,441,980.09 37,000,000.00 56,550,000.00- BEGIN BALANCE: 1,339,791.82-
 ----- 0.00 3,447,811.73-

 290001050 50 WHEATON BK

----- BEGIN BALANCE: 40,293.34

 290001051 51 REPUBLIC BANK

----- BEGIN BALANCE: 5,551.22

 290001052 C.L. OLD NATIONAL BANK

----- BEGIN BALANCE: 9,283,296.60
 ----- PERIOD 11 END 10,131,226.54 47,200,000.00 8,100,000.00- 51,147,170.73- 7,367,352.41

 290001053 53 MERCHANTS & MANUFACTURERS

----- BEGIN BALANCE: 0.00

 290001054 54 FIRST AMERICAN

----- BEGIN BALANCE: 50,944.17

 290001058 58 NUMARK CRED UNION

----- BEGIN BALANCE: 10,333.21
 ----- PERIOD 11 END 0.88 0.00 0.00 0.00 0.00 10,334.09

 290001060 60 FIFTH THIRD BK

----- BEGIN BALANCE: 0.00

 290001061 61 1ST BANK MANHATTAN

----- BEGIN BALANCE: 5,718.26
 ----- PERIOD 11 END 0.05 0.00 0.00 0.00 0.00 5,718.31

 290001066 66 MIDLAND STATE BANK

----- BEGIN BALANCE: 5,658.99

 290001068 68 BUSEY BANK

----- BEGIN BALANCE: 5,183.04
 ----- PERIOD 11 END 0.13 0.00 0.00 0.00 0.00 5,183.17

 290001069 69 1ST COMMUNITY BK & TR

----- PERIOD 11 END 5.23 0.00 0.00 BEGIN BALANCE: 0.00 6,223.06

 290001071 71 PROVIDENCE BK

----- PERIOD 11 END 0.04 0.00 0.00 BEGIN BALANCE: 5,093.16
 0.00 5,093.20

 290001073 73 COVANTAGE

----- BEGIN BALANCE: 0.00

 290001076 76 HEARTLAND BANK

----- BEGIN BALANCE: 30,989.62

 290001077 77 FIRST SECURE COMMTY

----- BEGIN BALANCE: 5,206.08

 290001078 78 GRUNDY COUNTY NATL. BANK

----- PERIOD 11 END 16.50 0.00 0.00 BEGIN BALANCE: 5,659.05
 0.00 5,675.55

 290001080 80 OLD SECOND BK

----- BEGIN BALANCE: 5,005.60

 290001081 81 OLD PLANK TRAIL BK

----- PERIOD 11 END 4,110.86 0.00 0.00 BEGIN BALANCE: 8,489.31
 0.00 12,600.17

 290001084 84 CIBC

----- BEGIN BALANCE: 0.00

 290001088 88 TOWN CENTER BK

----- PERIOD 11 END 4.87 0.00 0.00 BEGIN BALANCE: 5,728.49
 0.00 5,733.36

 290001089 89 FIRST SECURE BANK & TRUST CO

----- PERIOD 11 END 8,962.20 0.00 0.00 BEGIN BALANCE: 5,076.79
 0.00 14,038.99

 290001129 JPMORGAN CHASE

G/L ACCOUNT	BATCH/DESC/REF	CASH RECEIPTS	TRANSFER IN	TRANSFER OUT	DISBURSEMENTS	BALANCE
290001152	52 OLD NATIONAL BANK					0.00
					BEGIN BALANCE:	6,193.31
						6,207.69
	PERIOD 11 END	14.38	0.00	0.00	0.00	

2025-11-14	GENERAL LEDGER SUMMARY	REPORT FOR 2025, SELECTED PERIOD 11	ACCOUNTS FROM: 290001029	TO: 290001160	PAGE	4	WGL101R
G/L ACCOUNT	BATCH/DESC/REF	CASH RECEIPTS	TRANSFER IN	TRANSFER OUT	DISBURSEMENTS		BALANCE
REPORT TOTAL		27,586,321.77	84,200,000.00	64,650,000.00-	51,147,170.73-		
REPORT TOTAL	BEG BALANCE	8,150,846.25		REPORT TOTAL	END BALANCE	4,139,997.29	