

FILED
2023 NOV 13 PM 4:16
WILL COUNTY CLERK
WILL COUNTY, ILLINOIS

TIM BROPHY
WILL COUNTY TREASURER
EX-OFFICIO COUNTY COLLECTOR
MONTHLY REPORT
September 30, 2023



Tim Brophy
 Will County Treasurer
 Monthly Report
 September 30, 2023



COMPLIANCE | This report is prepared for the Will County Board pursuant to Illinois Counties Code regarding the monthly report of investments and deposits (55 ILCS 5-3-11007). The code states that "on the twenty-eighth day of each month, the county treasurer shall publish a report disclosing the investments and deposits of county moneys as of the first day of that month." This report shall be transmitted to each member of the county board, and the report shall be a public record.

Security Sector	Face Amount/Shares	Market Value	Book Value	% of Portfolio	YTM @ Cost	Days To Maturity
Cash	60,675,241.58	60,675,241.58	60,675,241.58	11.84	0.00	1
Corporate	129,138,854.18	125,785,708.57	128,613,457.22	25.11	4.17	567
Local Government Investment Pool	207,970.48	207,970.48	207,970.48	0.04	0.00	1
Money Market	119,836,376.82	119,836,376.82	119,836,376.82	23.39	4.22	1
Municipal	41,440,000.00	37,967,608.60	39,598,656.40	7.73	4.02	1,261
Mutual Fund	144,697.92	144,712.39	144,713.49	0.03	0.00	0
US Agency	101,912,147.71	96,296,422.89	100,630,059.12	19.64	3.85	3,734
US Treasury	63,610,000.00	61,741,813.94	62,570,677.86	12.21	4.71	260
Total / Average	516,965,288.69	502,655,855.27	512,277,152.97	100.00	3.68	1,006



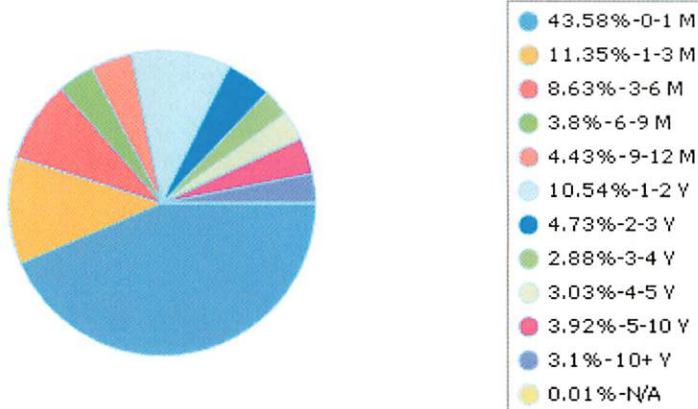
Will County Distribution by Maturity Range - Market Value All Portfolios

Begin Date: 11/30/2022, End Date: 9/30/2023

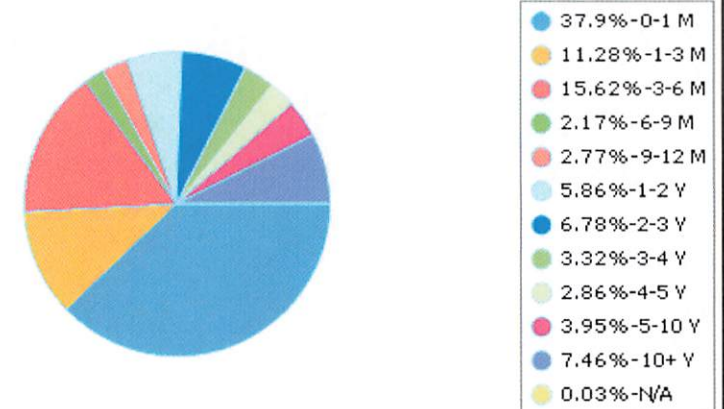
Maturity Range Allocation

Maturity Range	Market Value 11/30/2022	% of Portfolio 11/30/2022	Market Value 9/30/2023	% of Portfolio 9/30/2023
0-1 Month	223,199,847.04	43.58	190,512,505.06	37.90
1-3 Months	58,127,081.93	11.35	56,693,356.36	11.28
3-6 Months	44,214,761.92	8.63	78,526,269.66	15.62
6-9 Months	19,462,353.11	3.80	10,900,788.01	2.17
9-12 Months	22,681,125.25	4.43	13,945,706.55	2.77
1-2 Years	53,974,769.42	10.54	29,436,287.34	5.86
2-3 Years	24,224,936.44	4.73	34,093,876.60	6.78
3-4 Years	14,740,482.51	2.88	16,665,152.07	3.32
4-5 Years	15,540,368.66	3.03	14,397,256.42	2.86
5-10 Years	20,092,886.75	3.92	19,838,245.89	3.95
10+ Years	15,870,665.72	3.10	37,501,698.92	7.46
N/A	50,016.37	0.01	144,712.39	0.03
Total / Average	512,179,295.12	100.00	502,655,855.27	100.00

Portfolio Holdings as of 11/30/2022



Portfolio Holdings as of 9/30/2023



N/A - Externally Managed | UBS Mutual Fund - No Maturity Date



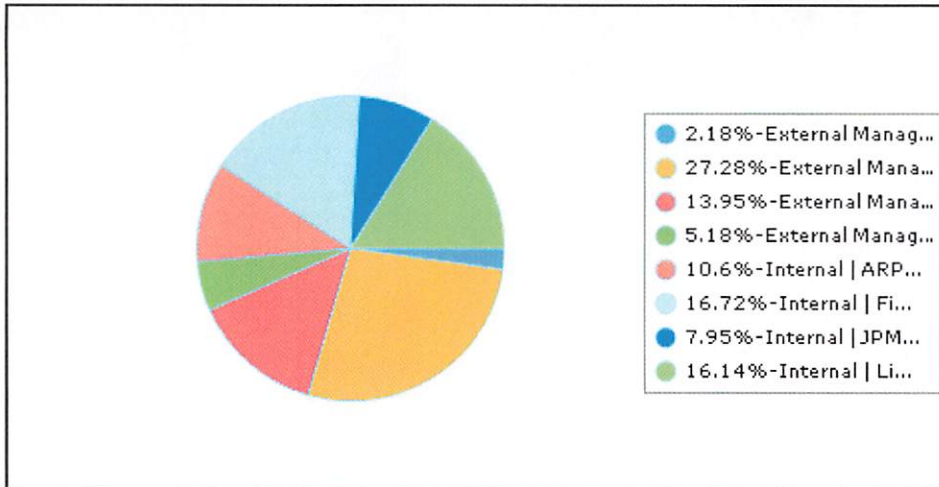
Will County Distribution by Main Fund - Market Value All Portfolios

Begin Date: 11/30/2022, End Date: 9/30/2023

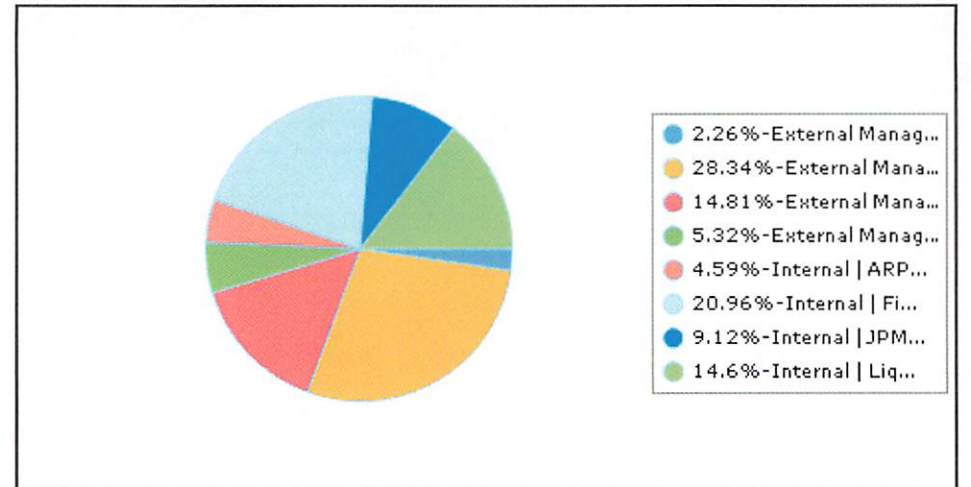
Main Fund Allocation

Main Fund Allocation				
Main Fund	Market Value 11/30/2022	% of Portfolio 11/30/2022	Market Value 9/30/2023	% of Portfolio 9/30/2023
External Manager Old National Bank	11,159,470.58	2.18	11,351,603.74	2.26
External Manager Stifel	139,723,665.21	27.28	142,460,239.54	28.34
External Manager Stifel - ARPA	71,467,250.88	13.95	74,425,919.76	14.81
External Manager UBS	26,526,106.76	5.18	26,726,195.79	5.32
Internal ARPA	54,284,395.57	10.60	23,095,377.36	4.59
Internal Fifth Third Securities	85,631,804.61	16.72	105,365,914.52	20.96
Internal JPMorgan Securities	40,726,099.17	7.95	45,858,609.17	9.12
Internal Liquid Assets	82,660,502.34	16.14	73,371,995.39	14.60
Total / Average	512,179,295.12	100.00	502,655,855.27	100.00

Portfolio Holdings as of 11/30/2022



Portfolio Holdings as of 9/30/2023



-----					BEGIN BALANCE:	2,334,514.57
----- PERIOD 10 END	252,752.44	0.00	254,284.38-		1,980.87-	2,331,001.76

2023-11-13	GENERAL LEDGER SUMMARY	REPORT FOR 2023, SELECTED PERIOD 10 ACCOUNTS FROM: 283001052 TO: 283001052	PAGE	2	WGL101R	
G/L ACCOUNT	BATCH/DESC/REF	CASH RECEIPTS	TRANSFER IN	TRANSFER OUT	DISBURSEMENTS	BALANCE
REPORT TOTAL		252,752.44	0.00	254,284.38-	1,980.87-	
REPORT TOTAL	BEG BALANCE	2,334,514.57		REPORT TOTAL	END BALANCE	2,331,001.76

2023-11-13 GENERAL LEDGER SUMMARY REPORT FOR 2023, SELECTED PERIOD 10 ACCOUNTS FROM: 286001052 TO: 286001052 PAGE 1 WGL101R
G/L ACCOUNT BATCH/DESC/REF CASH RECEIPTS TRANSFER IN TRANSFER OUT DISBURSEMENTS BALANCE
286001052 MOBILE HOME 1ST MIDWEST

----- PERIOD 10 END 4,045.71 0.00 7,006.85- BEGIN BALANCE: 19,040.80
----- 0.00 16,079.66

2023-11-13	GENERAL LEDGER SUMMARY	REPORT FOR 2023,	SELECTED PERIOD 10	ACCOUNTS FROM: 286001052	TO: 286001052	PAGE	2	WGL101R
G/L ACCOUNT	BATCH/DESC/REF	CASH RECEIPTS	TRANSFER IN	TRANSFER OUT	DISBURSEMENTS			BALANCE
REPORT TOTAL		4,045.71	0.00	7,006.85-	0.00			
REPORT TOTAL	BEG BALANCE	19,040.80		REPORT TOTAL	END BALANCE			16,079.66

 ----- PERIOD 10 END 49,197,735.19 420,000,000.00 665,800,000.00- BEGIN BALANCE: 198,189,977.57
 0.00 1,587,712.76

 290001050 50 WHEATON BK

 ----- PERIOD 10 END 150,402.12 0.00 318,000.00- BEGIN BALANCE: 208,430.77
 0.00 40,832.89

 290001051 51 REPUBLIC BANK

 ----- PERIOD 10 END 103,453.13 0.00 1,155,000.00- BEGIN BALANCE: 1,062,497.14
 0.00 10,950.27

 290001052 C.L. FIRST MIDWEST

 ----- PERIOD 10 END 44,776,131.23 1,131,907,836.91 400,000,066.13- BEGIN BALANCE: 69,957,054.54
 833,433,675.78- 13,207,280.77

 290001053 53 MERCHANTS & MANUFACTURERS

 ----- PERIOD 10 END 205,056.56 0.00 613,000.00- BEGIN BALANCE: 418,725.40
 0.00 10,781.96

 290001054 54 FIRST AMERICAN

 ----- PERIOD 10 END 982,120.84 0.00 3,167,000.00- BEGIN BALANCE: 2,229,493.51
 0.00 44,614.35

 290001058 58 NUMARK CRED UNION

 ----- PERIOD 10 END 216,919.32 0.00 352,000.00- BEGIN BALANCE: 145,495.24
 0.00 10,414.56

 290001060 60 FIFTH THIRD BK

 ----- PERIOD 10 END BEGIN BALANCE: 0.00

 290001061 61 1ST BANK MANHATTAN

 ----- PERIOD 10 END 282,969.62 0.00 718,000.00- BEGIN BALANCE: 445,579.43
 0.00 10,549.05

 290001066 66 MIDLAND STATE BANK

2023-11-13 GENERAL LEDGER SUMMARY REPORT FOR 2023, SELECTED PERIOD 10 ACCOUNTS FROM: 290001029 TO: 290001160 PAGE 2 WGL101R							
G/L ACCOUNT	BATCH/DESC/REF	CASH RECEIPTS	TRANSFER IN	TRANSFER OUT	DISBURSEMENTS	BEGIN BALANCE:	BALANCE
-----	PERIOD 10 END	69,987.35	0.00	170,000.00-	0.00	110,450.68	10,438.03

290001068	68 BUSEY BANK						
-----	PERIOD 10 END	269,468.13	0.00	1,150,000.00-	0.00	891,820.41	11,288.54

290001069	69 1ST COMMUNITY BK & TR						
-----	PERIOD 10 END	188,541.92	0.00	385,000.00-	0.00	232,872.94	36,414.86

290001071	71 PROVIDENCE BK						
-----	PERIOD 10 END	38,654.37	0.00	122,000.00-	0.00	93,998.43	10,652.80

290001073	73 LINCOLNWAY COMMTY BK						
-----	PERIOD 10 END	27,871.31	0.00	123,000.00-	0.00	105,251.71	10,123.02

290001076	76 HEARTLAND BANK						
-----	PERIOD 10 END	442,447.84	0.00	1,100,000.00-	0.00	697,388.81	39,836.65

290001077	77 FIRST SECURE COMMTY						
-----	PERIOD 10 END	82,296.28	0.00	190,000.00-	0.00	122,748.14	15,044.42

290001078	78 GRUNDY COUNTY NATL. BANK						
-----	PERIOD 10 END	142,884.57	0.00	402,000.00-	0.00	269,977.40	10,861.97

290001080	80 OLD SECOND BK						
-----	PERIOD 10 END	668,648.43	0.00	536,000.00-	0.00	296,362.89	429,011.32

290001081	81 OLD PLANK TRAIL BK						

2023-11-13 GENERAL LEDGER SUMMARY REPORT FOR 2023, SELECTED PERIOD 10 ACCOUNTS FROM: 290001029 TO: 290001160 PAGE 3 WGL101R						
G/L ACCOUNT	BATCH/DESC/REF	CASH RECEIPTS	TRANSFER IN	TRANSFER OUT	DISBURSEMENTS	BALANCE
-----					BEGIN BALANCE:	2,473,469.23
----- PERIOD 10 END		1,410,281.26	0.00	2,450,000.00-	0.00	1,433,750.49

290001084	84 CIBC					
-----					BEGIN BALANCE:	421,664.57
----- PERIOD 10 END		284,931.72	0.00	687,000.00-	0.00	19,596.29

290001088	88 TOWN CENTER BK					
-----					BEGIN BALANCE:	340,316.73
----- PERIOD 10 END		123,736.46	0.00	453,000.00-	0.00	11,053.19

290001089	89 FIRST SECURE BANK & TRUST CO					
-----					BEGIN BALANCE:	78,441.73
----- PERIOD 10 END		50,921.37	0.00	119,000.00-	0.00	10,363.10

290001129	JPMORGAN CHASE					
-----					BEGIN BALANCE:	68,000,000.00
----- PERIOD 10 END		0.00	0.00	60,000,000.00-	0.00	8,000,000.00

290001152	52 FIRST MIDWEST					
-----					BEGIN BALANCE:	5,408,942.44
----- PERIOD 10 END		6,190,017.93	0.00	11,583,000.00-	0.00	15,960.37

290001160	FIFTH THIRD LOCK BOX					
-----					BEGIN BALANCE:	0.00

2023-11-13 GENERAL LEDGER SUMMARY REPORT FOR 2023, SELECTED PERIOD 10 ACCOUNTS FROM: 290001029 TO: 290001160						PAGE	4	WGL101R
G/L ACCOUNT	BATCH/DESC/REF	CASH RECEIPTS	TRANSFER IN	TRANSFER OUT	DISBURSEMENTS		BALANCE	
REPORT TOTAL		105,905,476.95	1,551,907,836.91	1,151,593,066.13-	833,433,675.78-			
REPORT TOTAL	BEG BALANCE	352,200,959.71		REPORT TOTAL	END BALANCE	24,987,531.66		

Will County
Cash Fund Balance September 2023

Fund	MainAccount	Opening balance	Debit	Credit	Closing balance
1010	101002	-10,867,226.91	75,717,868.95	47,864,571.92	16,986,070.12
1020	101002	2,371.83	9,193,778.40	8,347,626.79	848,523.44
1030	101002	4,891.42	16,033,029.16	15,221,260.37	816,660.21
1040	101002	-1,115,085.98	821,141.73	171,161.22	-465,105.47
1050	101002	7,389.64	811,563.93	203,632.37	615,321.20
1060	101002	0.00	0.00	0.00	0.00
2003	101002	-19,231.26	4,003,382.81	348,859.39	3,635,292.16
2101	101002	189,498.93	251,096.56	66,110.54	374,484.95
2102	101002	99,953.34	5,570,699.68	3,946,364.26	1,724,288.76
2106	101002	141,019.55	2,680,594.51	1,066,084.28	1,755,529.78
2109	101002	176,372.27	238,695.27	1,765.50	413,302.04
2110	101002	192,290.40	28,643.43	27,200.00	193,733.83
2111	101002	136,164.90	1,353.00	716.70	136,801.20
2112	101002	103,885.13	0.00	93,510.84	10,374.29
2118	101002	39,239.80	0.00	4,052.04	35,187.76
2202	101002	135,787.16	39,280.00	53,709.66	121,357.50
2203	101002	132,458.34	40,951.30	23,385.60	150,024.04
2204	101002	73,593.57	0.00	0.00	73,593.57
2205	101002	87,160.33	19,050.00	9,150.00	97,060.33
2405	101002	2,588.81	0.00	0.00	2,588.81
2501	101002	88,215.54	19,012.50	31,295.44	75,932.60
2502	101002	79,352.15	31,300.33	29,161.57	81,490.91
2504	101002	74,876.82	2,590.00	0.00	77,466.82
2505	101002	64,400.99	1,339.00	0.00	65,739.99
7360	101002	-12,675.06	6,797,154.05	6,797,154.05	-12,675.06
7401	101002	-912,519.28	3,115,701.69	3,131,446.49	-928,264.08
7410	101002	34,879.61	0.00	0.00	34,879.61
7411	101002	87,453.03	78,832.81	16,505.35	149,780.49
7412	101002	-2,763.58	22,954.69	15,424.92	4,766.19
7450	101002	80,800.32	4,289,515.39	2,344,971.95	2,025,343.76
7451	101002	-1,265.04	201,717.08	148,012.88	52,439.16
7504	101002	50,654.68	0.00	50,654.68	0.00
7505	101002	14,872.42	4,000.00	0.00	18,872.42
7506	101002	19,627.00	11,480.00	13,284.00	17,823.00
7507	101002	67,000.00	0.00	0.00	67,000.00
7508	101002	0.00	0.00	0.00	0.00
7509	101002	33,230.71	0.00	0.00	33,230.71
7511	101002	2,946.00	0.00	0.00	2,946.00
7512	101002	4.36	0.00	0.00	4.36
7682	101002	6,273.00	1,685.00	1,850.00	6,108.00
7691	101002	97,200.00	0.00	0.00	97,200.00
9510	101002	-231.57	57,480,192.60	56,571,491.86	908,469.17

Will County
Cash Fund Balance September 2023

Fund	MainAccount	Opening balance	Debit	Credit	Closing balance
1010	106001	10,670,500.53	194,251.08	13.00	10,864,738.61
1020	106001	7,387,166.75	0.00	0.00	7,387,166.75
1030	106001	9,907,921.47	0.00	0.00	9,907,921.47
1040	106001	0.00	0.00	0.00	0.00
1050	106001	1,255,000.00	0.00	0.00	1,255,000.00
2003	106001	11,000,000.00	0.00	0.00	11,000,000.00
2102	106001	0.00	0.00	0.00	0.00
2106	106001	2,100,000.00	0.00	0.00	2,100,000.00
2111	106001	1,000,000.00	0.00	0.00	1,000,000.00
2112	106001	350,000.00	0.00	0.00	350,000.00
2203	106001	4,000,000.00	0.00	0.00	4,000,000.00
2204	106001	1,000,000.00	0.00	0.00	1,000,000.00
9510	106001	0.00	3,095,583.79	3,095,583.79	0.00

Will County
Internal Investments September 2023

Fund	MainAccount	Opening balance	Debit	Credit	Closing balance
1010	111001	33,040,321.60	14,703,065.14	1,948,314.44	45,795,072.30
1020	111001	5,703,234.18	0.00	5,703,234.18	0.00
1030	111001	13,100,000.00	0.00	7,000,000.00	6,100,000.00
1040	111001	0.00	0.00	0.00	0.00
1050	111001	737,000.00	0.00	0.00	737,000.00
2003	111001	6,821,765.82	0.00	0.00	6,821,765.82
2101	111001	835,000.00	0.00	0.00	835,000.00
2102	111001	3,800,000.00	0.00	0.00	3,800,000.00
2106	111001	2,435,000.00	0.00	0.00	2,435,000.00
2109	111001	1,000,000.00	0.00	0.00	1,000,000.00
2111	111001	250,000.00	0.00	0.00	250,000.00
2202	111001	750,000.00	0.00	0.00	750,000.00
2203	111001	1,000,000.00	0.00	0.00	1,000,000.00
9510	111001	0.00	0.00	0.00	0.00

Will County
External Investment September 2023

Fund	MainAcct	Opening balance	Debit	Credit	Closing balance
1010	112001	19,801,321.88	3,673,835.49	279,104.20	23,196,053.17
1020	112001	578,461.89	0.00	578,461.89	0.00
1030	112001	3,027,456.09	0.00	3,027,456.09	0.00
1040	112001	0.00	0.00	0.00	0.00
1050	112001	643,969.34	0.00	0.00	643,969.34
2003	112001	7,396,989.66	0.00	0.00	7,396,989.66
2101	112001	742,531.44	0.00	0.00	742,531.44
2102	112001	11,700,000.00	0.00	0.00	11,700,000.00
2106	112001	2,000,000.00	0.00	0.00	2,000,000.00
2109	112001	800,000.00	0.00	0.00	800,000.00
2110	112001	100,000.00	0.00	0.00	100,000.00
2111	112001	400,000.00	0.00	0.00	400,000.00
2202	112001	900,000.00	0.00	0.00	900,000.00
2203	112001	400,000.00	0.00	0.00	400,000.00
2204	112001	600,000.00	0.00	0.00	600,000.00
2205	112001	300,000.00	0.00	0.00	300,000.00
2502	112001	750,000.00	0.00	0.00	750,000.00
2504	112001	100,000.00	0.00	0.00	100,000.00
7411	112001	100,000.00	0.00	0.00	100,000.00
7450	112001	2,400,000.00	0.00	0.00	2,400,000.00
7505	112001	1,200,000.00	0.00	0.00	1,200,000.00
7509	112001	200,000.00	0.00	0.00	200,000.00
7511	112001	500,000.00	0.00	0.00	500,000.00
7691	112001	100,000.00	0.00	0.00	100,000.00