

FILED

2024 AUG 12 PM 2:47

WILL COUNTY TREASURER  
WILL COUNTY ILLINOIS

---

---

**TIM BROPHY**  
**WILL COUNTY TREASURER**  
**EX-OFFICIO COUNTY COLLECTOR**  
**MONTHLY REPORT**  
**June 30, 2024**

---

---



**Tim Brophy**  
**Will County Treasurer**  
**Monthly Report**  
**June 30, 2024**



COMPLIANCE | This report is prepared for the Will County Board pursuant to Illinois Counties Code regarding the monthly report of investments and deposits (55 ILCS 5-3-11007). The code states that "on the twenty-eighth day of each month, the county treasurer shall publish a report disclosing the investments and deposits of county moneys as of the first day of that month." This report shall be transmitted to each member of the county board, and the report shall be a public record.

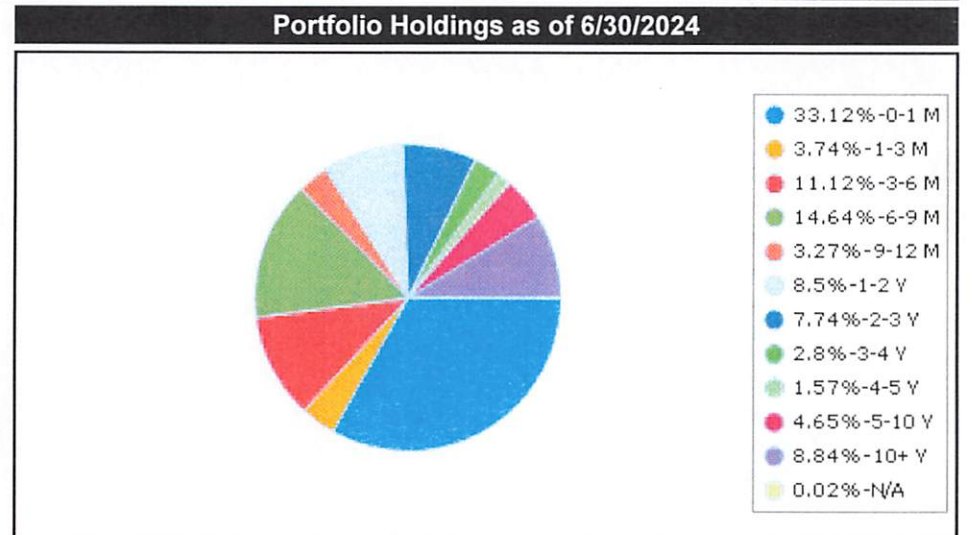
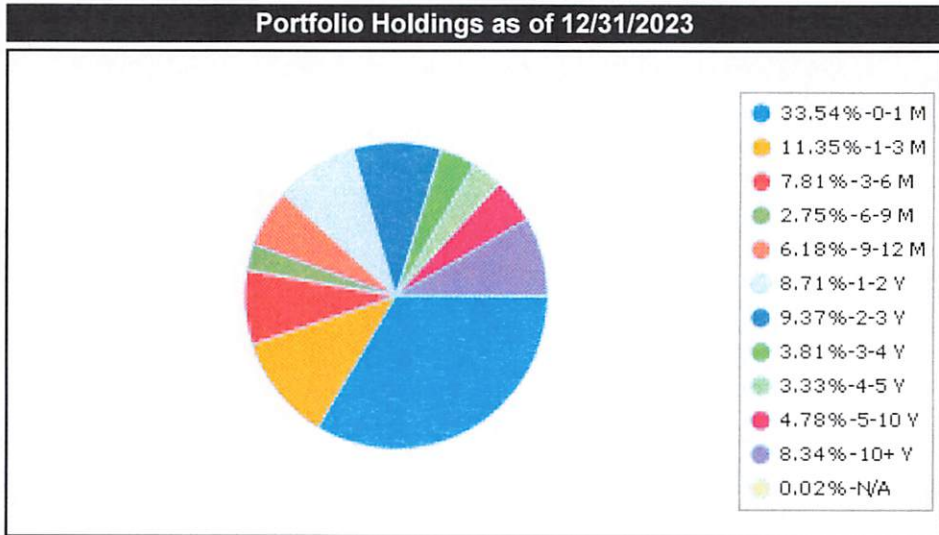
Security Sector	Face Amount/Shares	Market Value	Book Value	% of Portfolio	YTM @ Cost	Days To Maturity
Cash	69,113,766.51	69,113,766.51	69,113,766.51	12.28	0.00	1
Certificate Of Deposit	29,919,523.37	29,919,523.37	29,919,523.37	5.32	4.84	218
Corporate	143,088,102.83	139,752,429.01	141,373,330.27	25.12	4.53	551
Local Government Investment Pool	207,970.48	207,970.48	207,970.48	0.04	0.00	1
Money Market	113,605,276.00	113,605,276.00	113,605,276.00	20.18	4.92	1
Municipal	45,535,000.00	43,029,585.35	43,933,171.95	7.81	4.11	986
Mutual Fund	97,770.46	97,770.46	97,781.10	0.02	0.00	0
US Agency	89,557,412.70	84,925,499.38	87,715,126.32	15.58	3.84	5,649
US Treasury	78,368,000.00	76,266,409.61	76,871,924.34	13.66	4.74	264
<b>Total / Average</b>	<b>569,492,822.35</b>	<b>556,918,230.17</b>	<b>562,837,870.34</b>	<b>100.00</b>	<b>3.95</b>	<b>1,144</b>



## Will County Distribution by Maturity Range - Market Value All Portfolios

Begin Date: 12/31/2023, End Date: 6/30/2024

Maturity Range Allocation				
Maturity Range	Market Value 12/31/2023	% of Portfolio 12/31/2023	Market Value 6/30/2024	% of Portfolio 6/30/2024
0-1 Month	166,059,809.30	33.54	184,425,437.99	33.12
1-3 Months	56,179,774.26	11.35	20,819,032.56	3.74
3-6 Months	38,675,050.02	7.81	61,903,298.92	11.12
6-9 Months	13,609,030.75	2.75	81,539,865.92	14.64
9-12 Months	30,621,093.77	6.18	18,215,781.30	3.27
1-2 Years	43,135,477.70	8.71	47,335,944.33	8.50
2-3 Years	46,414,948.22	9.37	43,113,421.95	7.74
3-4 Years	18,880,864.04	3.81	15,591,589.54	2.80
4-5 Years	16,481,134.96	3.33	8,751,366.31	1.57
5-10 Years	23,657,609.88	4.78	25,911,672.45	4.65
10+ Years	41,283,387.74	8.34	49,213,048.44	8.84
N/A	95,472.50	0.02	97,770.46	0.02
Total / Average	495,093,653.14	100.00	556,918,230.17	100.00



N/A - Externally Managed | UBS Mutual Fund - No Maturity Date



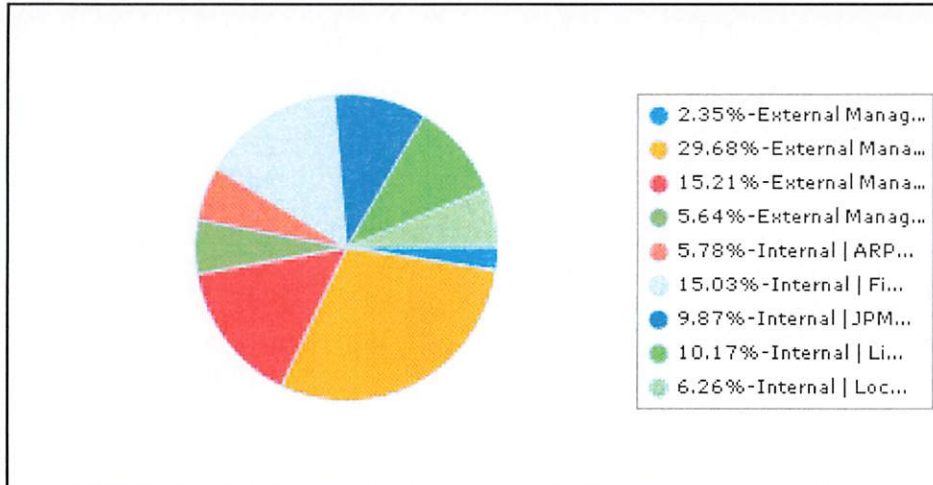
## Will County Distribution by Main Fund - Market Value All Portfolios

Begin Date: 12/31/2023, End Date: 6/30/2024

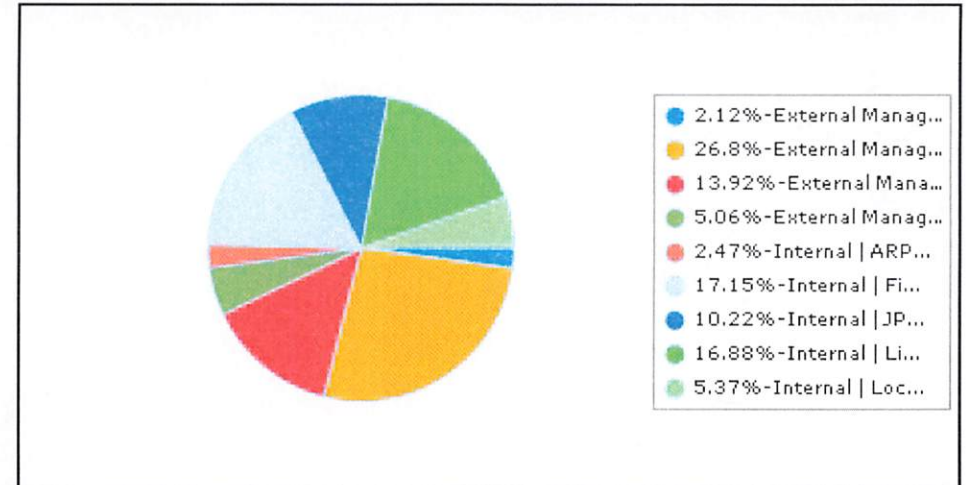
### Main Fund Allocation

Main Fund	Market Value 12/31/2023	% of Portfolio 12/31/2023	Market Value 6/30/2024	% of Portfolio 6/30/2024
External Manager   Old National Bank	11,634,656.06	2.35	11,783,570.09	2.12
External Manager   Stifel	146,952,226.84	29.68	149,274,432.52	26.80
External Manager   Stifel - ARPA	75,315,463.51	15.21	77,496,510.12	13.92
External Manager   UBS	27,935,057.79	5.64	28,184,080.58	5.06
Internal   ARPA	28,633,547.85	5.78	13,756,921.53	2.47
Internal   Fifth Third Securities	74,395,521.07	15.03	95,538,072.23	17.15
Internal   JPMorgan Securities	48,856,948.63	9.87	56,933,108.08	10.22
Internal   Liquid Assets	50,370,231.39	10.17	94,032,011.65	16.88
Internal   Local CD Investments	31,000,000.00	6.26	29,919,523.37	5.37
<b>Total / Average</b>	<b>495,093,653.14</b>	<b>100.00</b>	<b>556,918,230.17</b>	<b>100.00</b>

### Portfolio Holdings as of 12/31/2023



### Portfolio Holdings as of 6/30/2024



Will County  
Portfolio Holdings  
Investment Portfolio | by Main Fund  
Report Format: By Transaction  
Group By: Main Fund  
Average By: Market Value  
Portfolio / Report Group: All Portfolios  
As of 6/30/2024

Description	CUSIP/Ticker	Portfolio Name	Security Sector	YTM @ Cost	Face Amount/Shares	Market Value	Maturity Date	Days To Maturity	% of Portfolio
<b>External Manager   Old National Bank</b>									
Abbott Labs 3.75 11/30/2026-26	002824BF6	External   Old National 6142 (FMW 0334) TC-C 713	Corporate	4.337	300,000.00	292,608.00	11/30/2026	883	0.05
Old National WM MM	MM6142	External   Old National 6142 (FMW 0334) TC-C 713	Money Market	5.100	102,687.09	102,687.09	N/A	1	0.02
T-Note 0.25 7/31/2025	91282CAB7	External   Old National 6142 (FMW 0334) TC-C 713	US Treasury	0.276	500,000.00	474,895.00	7/31/2025	396	0.09
T-Note 0.375 7/31/2027	91282CAD3	External   Old National 6142 (FMW 0334) TC-C 713	US Treasury	0.460	500,000.00	441,115.00	7/31/2027	1,126	0.08
T-Note 0.5 6/30/2027	91282ZV5	External   Old National 6142 (FMW 0334) TC-C 713	US Treasury	0.454	500,000.00	444,360.00	6/30/2027	1,095	0.08
T-Note 0.625 7/31/2026	91282CCP4	External   Old National 6142 (FMW 0334) TC-C 713	US Treasury	1.391	500,000.00	460,040.00	7/31/2026	761	0.08
T-Note 0.625 8/15/2030	91282CAE1	External   Old National 6142 (FMW 0334) TC-C 713	US Treasury	0.692	500,000.00	400,825.00	8/15/2030	2,237	0.07
T-Note 0.75 3/31/2026	91282CBT7	External   Old National 6142 (FMW 0334) TC-C 713	US Treasury	0.866	300,000.00	279,816.00	3/31/2026	639	0.05
T-Note 0.75 3/31/2026	91282CBT7	External   Old National 6142 (FMW 0334) TC-C 713	US Treasury	1.350	200,000.00	186,544.00	3/31/2026	639	0.03
T-Note 0.75 4/30/2026	91282CBW0	External   Old National 6142 (FMW 0334) TC-C 713	US Treasury	1.375	500,000.00	465,120.00	4/30/2026	669	0.08
T-Note 0.875 6/30/2026	91282CCJ8	External   Old National 6142 (FMW 0334) TC-C 713	US Treasury	1.385	500,000.00	463,910.00	6/30/2026	730	0.08
T-Note 0.875 9/30/2026	91282CCZ2	External   Old National 6142 (FMW 0334) TC-C 713	US Treasury	1.409	500,000.00	460,245.00	9/30/2026	822	0.08
T-Note 1 12/15/2024	91282CDN8	External   Old National 6142 (FMW 0334) TC-C 713	US Treasury	1.072	500,000.00	490,390.00	12/15/2024	168	0.09
T-Note 1.125 10/31/2026	91282CDG3	External   Old National 6142 (FMW 0334) TC-C 713	US Treasury	1.181	500,000.00	461,485.00	10/31/2026	853	0.08
T-Note 1.125 2/28/2025	912828ZC7	External   Old National 6142 (FMW 0334) TC-C 713	US Treasury	1.109	500,000.00	486,655.00	2/28/2025	243	0.09
T-Note 1.25 11/30/2026	91282CDK4	External   Old National 6142 (FMW 0334) TC-C 713	US Treasury	1.410	500,000.00	461,850.00	11/30/2026	883	0.08
T-Note 1.25 12/31/2026	91282CDQ1	External   Old National 6142 (FMW 0334) TC-C 713	US Treasury	1.419	500,000.00	460,990.00	12/31/2026	914	0.08
T-Note 1.375 8/31/2026	912828YD6	External   Old National 6142 (FMW 0334) TC-C 713	US Treasury	1.381	500,000.00	466,235.00	8/31/2026	792	0.08
T-Note 4.375 10/31/2024	91282CFQ9	External   Old National 6142 (FMW 0334) TC-C 713	US Treasury	4.928	500,000.00	498,290.00	10/31/2024	123	0.09
T-Note 4.5 11/30/2024	91282CFX4	External   Old National 6142 (FMW 0334) TC-C 713	US Treasury	5.302	500,000.00	498,345.00	11/30/2024	153	0.09
T-Note 4.625 2/28/2026	91282CKB6	External   Old National 6142 (FMW 0334) TC-C 713	US Treasury	4.732	400,000.00	398,612.00	2/28/2026	608	0.07
T-Note 4.875 11/30/2025	91282CJL6	External   Old National 6142 (FMW 0334) TC-C 713	US Treasury	4.962	300,000.00	299,703.00	11/30/2025	518	0.05
T-Note 5 10/31/2025	91282CJE2	External   Old National 6142 (FMW 0334) TC-C 713	US Treasury	5.082	500,000.00	500,110.00	10/31/2025	488	0.09
T-Note 5 8/31/2025	91282CHV6	External   Old National 6142 (FMW 0334) TC-C 713	US Treasury	5.038	500,000.00	499,680.00	8/31/2025	427	0.09
T-Note 5 9/30/2025	91282CJB8-6142	External   Old National 6142 (FMW 0334) TC-C 713	US Treasury	5.142	300,000.00	299,907.00	9/30/2025	457	0.05
Truist Financial 2.5 8/1/2024-24	05531FBH5	External   Old National 6142 (FMW 0334) TC-C 713	Corporate	2.966	500,000.00	498,400.00	8/1/2024	32	0.09
Walt Disney Company 1.75 8/30/2024-24	254687FK7	External   Old National 6142 (FMW 0334) TC-C 713	Corporate	1.561	400,000.00	397,320.00	8/30/2024	61	0.07
Wells Fargo 3.3 9/9/2024	94974BGA2	External   Old National 6142 (FMW 0334) TC-C 713	Corporate	4.708	300,000.00	298,587.00	9/9/2024	71	0.05

Description	CUSIP/Ticker	Portfolio Name	Security Sector	YTM @ Cost	Face Amount/Shares	Market Value	Maturity Date	Days To Maturity	% of Portfolio
WestPack 1.018 11/18/2024-24	961214EU3	External   Old National 6142 (FMW 0334) TC-C 713	Corporate	1.563	300,000.00	294,846.00	11/18/2024	141	0.05
Sub Total / Average External Manager   Old National Bank				2.399	12,402,687.09	11,783,570.09		596	2.12
External Manager   Stifel									
3M Company 2.65 4/15/2025-25	88579YBM2	External   Stifel 8500 (WB 6011) TC-C 713	Corporate	3.315	2,000,000.00	1,954,880.00	4/15/2025	289	0.35
Amazon Inc 3 4/13/2025-25	023135CE4	External   Stifel 4193 (WB 0356) CC-115	Corporate	5.120	2,192,000.00	2,152,839.81	4/13/2025	287	0.39
Bank of New York Mellon Var. Corp 10/25/2024 -24	06406RAY3	External   Stifel 8500 (WB 6011) TC-C 713	Corporate	5.521	860,000.00	859,432.40	10/25/2024	117	0.15
Bank of New York Mellon Var. Corp 10/25/2024 -24	06406RAY3	External   Stifel 4193 (WB 0356) CC-115	Corporate	5.521	500,000.00	499,670.00	10/25/2024	117	0.09
Berkshire Highway Energy 4.05 4/15/2025-25	084659AT8	External   Stifel 4193 (WB 0356) CC-115	Corporate	5.100	3,000,000.00	2,967,270.00	4/15/2025	289	0.53
California Health CA 1.368 8/1/2027-27	13032UXP8	External   Stifel 8500 (WB 6011) TC-C 713	Municipal	3.971	1,405,000.00	1,270,948.95	8/1/2027	1,066	0.23
California State University 1.69 11/1/2029	13077DMC2	External   Stifel 8500 (WB 6011) TC-C 713	Municipal	4.821	1,190,000.00	1,020,210.80	11/1/2029	1,950	0.18
California State Water 1.16 12/1/2027-27	13067WRE4	External   Stifel 8500 (WB 6011) TC-C 713	Municipal	3.480	1,315,000.00	1,164,287.85	12/1/2027	1,249	0.21
California State Water 1.732 12/1/2029	13067WSZ6	External   Stifel 8500 (WB 6011) TC-C 713	Municipal	3.924	425,000.00	363,757.50	12/1/2029	1,980	0.07
Chabot-Las Positas CA CC 1.69 8/1/2029-29	15722TJU6	External   Stifel 8500 (WB 6011) TC-C 713	Municipal	3.726	500,000.00	431,840.00	8/1/2029	1,858	0.08
Chaffey USD CA 2.475 8/1/2026	157411TM1	External   Stifel 8500 (WB 6011) TC-C 713	Municipal	4.405	635,000.00	604,710.50	8/1/2026	762	0.11
Connecticut State 4.138 11/15/2027-27	207743WW1	External   Stifel 8500 (WB 6011) TC-C 713	Municipal	3.972	1,915,000.00	1,858,258.55	11/15/2027	1,233	0.33
Deltona Florida Utility 1.543 10/1/2029-29	247888DN7	External   Stifel 8500 (WB 6011) TC-C 713	Municipal	3.870	500,000.00	426,840.00	10/1/2029	1,919	0.08
Exxon Mobil Corp 2.992 3/19/2025-25	30231GBH4	External   Stifel 8500 (WB 6011) TC-C 713	Corporate	3.313	2,000,000.00	1,966,940.00	3/19/2025	262	0.35
FFCB 1.81 12/1/2031	3133ENFC8	External   Stifel 8500 (WB 6011) TC-C 713	US Agency	3.812	1,000,000.00	828,540.00	12/1/2031	2,710	0.15
FHLB 2.75 4/21/2025-22	3130ARJ36	External   Stifel 8500 (WB 6011) TC-C 713	US Agency	3.636	1,000,000.00	979,860.00	4/21/2025	295	0.18
FHLB 4.13 8/29/2025-22	3130ASZD4	External   Stifel 8500 (WB 6011) TC-C 713	US Agency	4.130	1,000,000.00	988,490.00	8/28/2025	424	0.18
FHLMC 4.375 6/23/2026-25	3134H1V42	External   Stifel 8500 (WB 6011) TC-C 713	US Agency	4.891	1,700,000.00	1,683,272.00	6/23/2026	723	0.30
FHLMC MBS 1.692 1/1/2052	31288QV80	External   Stifel 8500 (WB 6011) TC-C 713	US Agency	1.810	1,539,422.72	1,421,538.38	1/1/2052	10,046	0.26
FHLMC MBS 1.75 5/15/2041	3137AXR88	External   Stifel 4193 (WB 0356) CC-115	US Agency	0.266	80,151.40	73,981.41	5/15/2041	6,163	0.01
FHLMC MBS 1.75 5/15/2041	3137AXR88	External   Stifel 8500 (WB 6011) TC-C 713	US Agency	1.817	139,393.82	128,663.40	5/15/2041	6,163	0.02
FHLMC MBS 1.75 5/15/2041	3137AXR88	External   Stifel 8500 (WB 6011) TC-C 713	US Agency	2.842	457,966.13	440,126.48	10/15/2045	7,777	0.08
FHLMC MBS 3 10/15/2045	3137F3T08	External   Stifel 4193 (WB 0356) CC-115	US Agency	1.172	111,801.13	107,446.02	10/15/2045	7,777	0.02
FHLMC MBS 3 10/15/2045	3137F3T08	External   Stifel 8500 (WB 6011) TC-C 713	US Agency	0.890	687,625.98	662,117.10	2/15/2034	3,517	0.12
FHLMC MBS 3 2/15/2034	3137BGB40	External   Stifel 8500 (WB 6011) TC-C 713	US Agency	3.500	1,198,224.25	1,087,008.66	11/1/2047	8,524	0.20
FHLMC MBS 3.5 11/1/2047	3132XUKF1	External   Stifel 8500 (WB 6011) TC-C 713	US Agency	0.252	12,341.86	12,203.59	3/15/2026	623	0.00
FHLMC MBS 3.5 3/15/2026	3137A7YC8	External   Stifel 4193 (WB 0356) CC-115	US Agency	3.440	1,000,000.00	947,355.00	3/25/2029	1,729	0.17
FHLMC MBS 3.505 3/25/2029	3137FLN91	External   Stifel 8500 (WB 6011) TC-C 713	US Agency	3.980	1,000,000.00	952,025.00	9/1/2029	1,889	0.17
FHLMC MBS 3.8 9/1/2029	3132XGOK5	External   Stifel 8500 (WB 6011) TC-C 713	US Agency	4.340	2,000,000.00	1,950,182.00	8/1/2028	1,889	0.35
FHLMC MBS 4.34 8/1/2028	3132XFMR6	External   Stifel 8500 (WB 6011) TC-C 713	US Agency	6.000	537,707.82	544,029.11	11/1/2029	1,646	0.10
FHLMC MBS 6 1/1/2029	3132JQQT7	External   Stifel 8500 (WB 6011) TC-C 713	US Agency	6.410	1,421,686.66	1,428,719.74	11/1/2053	10,716	0.26
FHLMC MBS 6.5 11/1/2053	3133N3Z62	External   Stifel 8500 (WB 6011) TC-C 713	US Agency	5.679	111,759.72	111,757.49	12/25/2024	178	0.02
FHLMC MBS Var. FHLMC 12/25/2024	3137F3ZF0	External   Stifel 8500 (WB 6011) TC-C 713	US Agency	2.535	1,778,964.66	1,565,243.29	5/1/2052	10,167	0.28
FHLMC MBS Var. FHLMC 5/1/2052	3142BNHB3	External   Stifel 8500 (WB 6011) TC-C 713	US Agency	4.927	1,817,124.42	1,791,308.79	6/1/2053	10,563	0.32
FHLMC MBS Var. FHLMC 6/1/2053	31288QXD7	External   Stifel 8500 (WB 6011) TC-C 713	US Agency	5.798	1,696,595.28	1,696,970.22	6/25/2030	2,186	0.30
Florida State Board 1.258 7/1/2025-25	34127IAD6	External   Stifel 8500 (WB 6011) TC-C 713	Municipal	3.415	970,000.00	930,976.90	7/1/2025	366	0.17
FNMA MBS 1.5 6/25/2027	3136A6A20	External   Stifel 4193 (WB 0356) CC-115	US Agency	0.775	52,427.36	50,542.96	6/25/2027	1,090	0.01
FNMA MBS 1.5 6/25/2040	3136BAFH2	External   Stifel 8500 (WB 6011) TC-C 713	US Agency	1.470	285,980.30	237,758.10	6/25/2040	5,839	0.04
FNMA MBS 1.567 11/1/2051	3140QMN83	External   Stifel 8500 (WB 6011) TC-C 713	US Agency	1.740	1,686,531.34	1,499,731.13	11/1/2051	9,985	0.27
FNMA MBS 2 10/25/2041	3136A9K56	External   Stifel 4193 (WB 0356) CC-115	US Agency	0.590	189,530.94	173,491.31	10/25/2041	6,326	0.03
FNMA MBS 2.25 6/25/2044	3136AMHV4	External   Stifel 8500 (WB 6011) TC-C 713	US Agency	1.220	251,953.51	229,926.47	6/25/2044	7,300	0.04
FNMA MBS 2.5 2/1/2035	3140XJ179	External   Stifel 8500 (WB 6011) TC-C 713	US Agency	2.690	2,395,522.77	2,185,878.59	2/1/2035	3,868	0.39
FNMA MBS 3 1/1/2036	3140XKQ52	External   Stifel 8500 (WB 6011) TC-C 713	US Agency	3.160	2,394,104.94	2,231,339.32	1/1/2036	4,202	0.40
FNMA MBS 3.01 2/1/2027	3138LHG57	External   Stifel 8500 (WB 6011) TC-C 713	US Agency	3.030	1,922,396.64	1,832,243.92	2/1/2027	946	0.33
FNMA MBS 3.5 12/25/2046	3138ENZ36	External   Stifel 8500 (WB 6011) TC-C 713	US Agency	-0.040	761,672.55	737,431.57	12/1/2029	1,980	0.13
FNMA MBS 3.948 1/1/2053	3138BNDR4	External   Stifel 8500 (WB 6011) TC-C 713	US Agency	0.000	2,376,796.80	2,259,596.94	12/25/2046	8,213	0.41
FNMA MBS 3.948 1/1/2053	3140NFC1	External   Stifel 8500 (WB 6011) TC-C 713	US Agency	3.890	1,680,005.24	1,615,360.31	1/1/2053	10,412	0.29
FNMA MBS 4 10/25/2033	3136BNS64	External   Stifel 8500 (WB 6011) TC-C 713	US Agency	4.000	1,586,374.34	1,485,877.55	10/25/2033	3,404	0.27
FNMA MBS 4 6/1/2043	3140XMRB4	External   Stifel 8500 (WB 6011) TC-C 713	US Agency	4.000	1,867,015.02	1,744,059.01	6/1/2043	6,910	0.31
FNMA MBS 4.5 6/1/2043	3140XMB7	External   Stifel 8500 (WB 6011) TC-C 713	US Agency	4.500	1,841,489.50	1,767,196.44	6/1/2043	6,910	0.31
FNMA MBS 4.59 4/1/2028	3140LKBM4	External   Stifel 8500 (WB 6011) TC-C 713	US Agency	4.580	1,800,000.00	1,782,306.00	4/1/2028	1,371	0.32
FNMA MBS 4.815 9/1/2028	3140LLUF6	External   Stifel 8500 (WB 6011) TC-C 713	US Agency	4.815	2,100,000.00	2,093,055.30	9/1/2028	1,524	0.38

Description	CUSIP/Ticker	Portfolio Name	Security Sector	YTM @ Cost	Face Amount/Shares	Market Value	Maturity Date	Days To Maturity	% of Portfolio
FNMA MBS 5.249 3/1/2053	3140JB5T9	External   Stifel 8500 (WB 6011) TC-C 713	US Agency	5.220	1,582,660.99	1,573,635.07	3/1/2053	10,471	0.28
FNMA MBS 6 11/1/2043	3140XMU46	External   Stifel 8500 (WB 6011) TC-C 713	US Agency	6.000	1,767,387.52	1,776,365.84	11/1/2043	7,063	0.32
FNMA MBS 6.47 9/25/2053	3136BQY45	External   Stifel 8500 (WB 6011) TC-C 713	US Agency	6.480	1,732,715.09	1,737,502.57	9/25/2053	10,679	0.31
FNMA MBS Var. FNMA 4/25/2048	3136B1VC5	External   Stifel 8500 (WB 6011) TC-C 713	US Agency	5.734	1,356,914.87	1,317,548.06	4/25/2048	8,700	0.24
FNMA MBS Var. FNMA 7/25/2049	3136B45N4	External   Stifel 8500 (WB 6011) TC-C 713	US Agency	5.849	1,674,921.37	1,646,911.65	7/25/2049	9,156	0.30
FNMA MBS Var. FNMA 9/25/2061	3136BGXY2	External   Stifel 8500 (WB 6011) TC-C 713	US Agency	5.522	762,474.95	758,988.13	9/25/2061	13,601	0.14
FNMA MBS Var. FNMA 9/25/2061	3136BGXY2	External   Stifel 4193 (WB 0356) CC-115	US Agency	5.522	186,587.53	185,734.26	9/25/2061	13,601	0.03
FNMA Var. FNMA 2/25/2027	3136AVKR9	External   Stifel 8500 (WB 6011) TC-C 713	US Agency	2.815	833,181.74	792,937.37	2/25/2027	970	0.14
FNMA Var. FNMA 7/1/2053	3140JCBL7	External   Stifel 8500 (WB 6011) TC-C 713	US Agency	5.161	1,862,199.92	1,831,302.29	7/1/2053	10,593	0.33
FRESB MBS Var. Corp 2/25/2039	30298BAE3	External   Stifel 4193 (WB 0356) CC-115	Corporate	4.443	64,676.05	63,692.71	2/25/2039	5,353	0.01
FRESB MBS Var. Corp 2/25/2039	30298BAE3	External   Stifel 4193 (WB 0356) CC-115	Corporate	4.443	134,247.11	132,206.02	2/25/2039	5,353	0.02
FRESB MBS Var. Corp 2/25/2039	30298BAE3	External   Stifel 4193 (WB 0356) CC-115	Corporate	4.443	77,821.61	76,638.41	2/25/2039	5,353	0.01
FRESB MBS Var. Corp 3/25/2037	30295YAB2	External   Stifel 4193 (WB 0356) CC-115	Corporate	6.134	153,270.80	151,859.94	3/25/2037	4,651	0.03
FRESB MBS Var. Corp 5/25/2039	30298LAB7	External   Stifel 4193 (WB 0356) CC-115	Corporate	2.130	80,384.00	78,235.81	5/25/2039	5,442	0.01
FRESB MBS Var. Corp 7/25/2038	30297PAF0	External   Stifel 4193 (WB 0356) CC-115	Corporate	5.504	141,529.62	140,930.95	7/25/2038	5,138	0.03
FRESB MBS Var. Corp 8/25/2039	30298WAE7	External   Stifel 4193 (WB 0356) CC-115	Corporate	2.390	65,057.03	63,213.64	8/25/2039	5,534	0.01
FRESB MBS Var. Corp 8/25/2039	30298WAE7	External   Stifel 4193 (WB 0356) CC-115	Corporate	2.390	435,116.61	422,787.58	8/25/2039	5,534	0.08
Gavilan Community College CA 1.311 8/1/2026	368079KE8	External   Stifel 8500 (WB 6011) TC-C 713	Municipal	3.769	1,110,000.00	1,033,021.50	8/1/2026	762	0.19
GNMA MBS 1 1/20/2050	38383AUP7	External   Stifel 8500 (WB 6011) TC-C 713	US Agency	2.840	1,034,947.39	786,785.63	1/20/2050	9,335	0.14
GNMA MBS 1.25 9/16/2027	38378HXH4	External   Stifel 4193 (WB 0356) CC-115	US Agency	0.725	38,383.75	38,023.67	9/16/2027	1,173	0.01
GNMA MBS 2 8/20/2025	38375GG47	External   Stifel 4193 (WB 0356) CC-115	US Agency	1.960	23,099.30	22,743.05	8/20/2025	416	0.00
GNMA MBS 2.4 9/16/2050	38379J4F0	External   Stifel 8500 (WB 6011) TC-C 713	US Agency	1.560	230,655.01	203,909.40	9/16/2050	9,574	0.04
GNMA MBS 2.85 8/16/2054	38378XUC3	External   Stifel 4193 (WB 0356) CC-115	US Agency	2.850	25,326.27	24,914.79	8/16/2054	11,004	0.00
GNMA MBS 3 4/20/2050	3622ABT28	External   Stifel 8500 (WB 6011) TC-C 713	US Agency	3.020	2,214,646.92	2,056,496.77	4/20/2050	9,425	0.37
GNMA MBS 4.5 2/20/2048	38383LLS7	External   Stifel 8500 (WB 6011) TC-C 713	US Agency	4.580	1,022,292.33	994,876.49	2/20/2048	8,635	0.18
GNMA MBS 5 1/20/2052	38383WWD4	External   Stifel 8500 (WB 6011) TC-C 713	US Agency	5.080	1,444,707.84	1,421,663.29	1/20/2052	10,065	0.26
GNMA MBS 5 4/20/2053	36179XX50	External   Stifel 8500 (WB 6011) TC-C 713	US Agency	5.030	1,753,758.29	1,710,671.95	4/20/2053	10,521	0.31
GNMA MBS 5.5 3/20/2048	38384AR21	External   Stifel 8500 (WB 6011) TC-C 713	US Agency	5.550	1,090,472.80	1,104,496.28	3/20/2048	8,664	0.20
GNMA MBS Var. GNMA 12/16/2047	38378N5Q2	External   Stifel 8500 (WB 6011) TC-C 713	US Agency	2.750	207,689.65	191,929.52	12/16/2047	8,569	0.03
GNMA MBS Var. GNMA 12/16/2047	38378N5Q2	External   Stifel 4193 (WB 0356) CC-115	US Agency	2.750	119,476.30	110,410.07	12/16/2047	8,569	0.02
GNMA MBS Var. GNMA 2/20/2041	38379WM74	External   Stifel 4193 (WB 0356) CC-115	US Agency	3.891	210,207.81	208,143.35	2/20/2041	6,079	0.04
GNMA MBS Var. GNMA 2/20/2053	3622ACFD7	External   Stifel 8500 (WB 6011) TC-C 713	US Agency	5.268	1,482,259.69	1,486,973.07	2/20/2053	10,462	0.27
GNMA MBS Var. GNMA 6/20/2053	3622ACNG1	External   Stifel 8500 (WB 6011) TC-C 713	US Agency	4.711	1,967,645.34	1,932,540.57	6/20/2053	10,582	0.35
Grossmont-Cuyamaca CC CA 1.934 8/1/2029-29	399267HK2	External   Stifel 8500 (WB 6011) TC-C 713	Municipal	4.230	1,630,000.00	1,432,346.20	8/1/2029	1,858	0.26
Harris County TX 2.363 11/15/2026-26	414008CP5	External   Stifel 8500 (WB 6011) TC-C 713	Municipal	3.878	1,250,000.00	1,167,612.50	11/15/2026	968	0.21
Harris County TX 2.759 5/15/2028-28	414009NU0	External   Stifel 8500 (WB 6011) TC-C 713	Municipal	3.968	1,500,000.00	1,388,565.00	5/15/2028	1,415	0.25
Intel Corporation 3.4 3/25/2025-25	458140BP4	External   Stifel 4193 (WB 0356) CC-115	Corporate	4.850	3,000,000.00	2,955,630.00	3/25/2025	268	0.53
John Deere Capital Var. Corp 10/11/2024	24422EUV8	External   Stifel 8500 (WB 6011) TC-C 713	Corporate	5.526	775,000.00	775,062.00	10/11/2024	103	0.14
John Deere Capital Var. Corp 10/11/2024	24422EUV8	External   Stifel 4193 (WB 0356) CC-115	Corporate	5.526	190,000.00	190,015.20	10/11/2024	103	0.03
Kenvue Inc 5.5 3/22/2025-25	49177JAB8	External   Stifel 4193 (WB 0356) CC-115	Corporate	5.073	2,900,000.00	2,898,956.00	3/22/2025	265	0.52
Lexington County ISD SC 4.7 2/1/2025-25	529063PA1	External   Stifel 8500 (WB 6011) TC-C 713	Municipal	3.635	2,500,000.00	2,488,150.00	2/1/2025	216	0.45
Maine Health & Higher Education 2.185 7/1/2030	56042RJ94	External   Stifel 8500 (WB 6011) TC-C 713	Municipal	4.277	920,000.00	795,662.00	7/1/2030	2,192	0.14
Massachusetts Education Authority 3.272 7/1/2026	57563RQF9	External   Stifel 8500 (WB 6011) TC-C 713	Municipal	4.792	650,000.00	626,775.50	7/1/2026	731	0.11
Massachusetts Education Authority 4.078 7/1/2027-2	57563RPN3	External   Stifel 8500 (WB 6011) TC-C 713	Municipal	3.832	840,000.00	817,882.80	7/1/2027	1,096	0.15
McLean & Woodford County IL 3.25 2/1/2025	581850QH0	External   Stifel 8500 (WB 6011) TC-C 713	Municipal	4.304	1,950,000.00	1,926,931.50	2/1/2025	216	0.35
Morgan Stanley Bank 3.875 1/27/2026-25	61746BDZ6	External   Stifel 8500 (WB 6011) TC-C 713	Corporate	4.377	2,000,000.00	1,954,980.00	1/27/2026	576	0.35
Mount San Antonio CC CA 2.329 8/1/2027	623040KN1	External   Stifel 8500 (WB 6011) TC-C 713	Municipal	3.777	1,115,000.00	1,038,533.30	8/1/2027	1,127	0.19
New York City NY 2.94 8/1/2026-26	64971X5Q7	External   Stifel 8500 (WB 6011) TC-C 713	Municipal	3.473	1,325,000.00	1,268,634.50	8/1/2026	762	0.23
New York City NY 3.7 5/1/2027-27	64971XDY1	External   Stifel 8500 (WB 6011) TC-C 713	Municipal	3.630	2,300,000.00	2,222,306.00	5/1/2027	1,035	0.40
New York NY 2.94 8/1/2026-26	64971X5M6	External   Stifel 8500 (WB 6011) TC-C 713	Municipal	3.575	220,000.00	210,742.40	8/1/2026	762	0.04
Priceline   Booking Holdings Inc 3.65 3/15/2025-24	741503AW6	External   Stifel 4193 (WB 0356) CC-115	Corporate	5.081	3,000,000.00	2,961,300.00	3/15/2025	258	0.53
Rancho Santiago CA CC 0.956 9/1/2026	752147HK7	External   Stifel 8500 (WB 6011) TC-C 713	Municipal	3.425	1,000,000.00	919,740.00	9/1/2026	793	0.17
Redondo Beach CA 1.76 8/1/2031-30	757710UF3	External   Stifel 8500 (WB 6011) TC-C 713	Municipal	4.691	1,300,000.00	1,055,574.00	8/1/2031	2,588	0.19
San Francisco CA 1.102 3/1/2027	797686EP3	External   Stifel 8500 (WB 6011) TC-C 713	Municipal	3.998	1,725,000.00	1,566,489.75	3/1/2027	974	0.28
SBA MBS 1.56 9/1/2046	83162CL92	External   Stifel 8500 (WB 6011) TC-C 713	US Agency	2.691	2,199,999.62	1,757,601.69	9/1/2046	8,098	0.32
SBA MBS 3.82 5/1/2042	83162CP49	External   Stifel 8500 (WB 6011) TC-C 713	US Agency	4.080	1,016,166.56	942,768.85	5/1/2042	6,514	0.17

Description	CUSIP/Ticker	Portfolio Name	Security Sector	YTM @ Cost	Face Amount/Shares	Market Value	Maturity Date	Days To Maturity	% of Portfolio
SBA MBS 5.035 3/1/2034	831641FX8	External   Siftel 8500 (WB 6011) TC-C 713	US Agency	5.120	1,700,000.00	1,692,282.00	3/1/2034	3,531	0.30
SBA MBS 5.688 9/1/2033	831641FW0	External   Siftel 8500 (WB 6011) TC-C 713	US Agency	5.754	1,562,466.75	1,599,731.58	9/1/2033	3,350	0.29
Soquel Creek County CA 1.036 3/1/2026-26	835818JP1	External   Siftel 8500 (WB 6011) TC-C 713	Municipal	3.785	915,000.00	886,476.60	3/1/2026	609	0.15
St Louis School District MO 4.7 4/1/2028	791697CJ2	External   Siftel 8500 (WB 6011) TC-C 713	Municipal	4.667	950,000.00	947,995.50	4/1/2028	1,371	0.17
State Public Schools PA 5.426 9/15/2026	85732PCD0	External   Siftel 8500 (WB 6011) TC-C 713	Municipal	4.674	1,000,000.00	1,002,170.00	9/15/2026	807	0.18
Siftel   Corporate Class C MM	MM4193	External   Siftel 4193 (WB 0356) CC-115	Money Market	5.190	197,231.49	197,231.49	N/A	1	0.04
Siftel   CUSIP 38382UG61 Cash	CASH8500A	External   Siftel 8500 (WB 6011) TC-C 713	Cash	0.000	323,477.78	323,477.78	N/A	1	0.06
Siftel   Treasurer Class C MM	MM8500	External   Siftel 8500 (WB 6011) TC-C 713	Money Market	5.190	901,152.92	901,152.92	N/A	1	0.16
Texas Instruments Inc 2.25 9/4/2029-29	892508B68	External   Siftel 8500 (WB 6011) TC-C 713	Corporate	3.913	2,000,000.00	1,770,020.00	9/4/2029	1,892	0.32
Toyota Motor Credit 4.625 1/12/2028-23	89236TK07	External   Siftel 8500 (WB 6011) TC-C 713	Corporate	4.186	2,000,000.00	1,982,020.00	1/12/2028	1,291	0.36
Toyota Motor Credit 4.8 1/10/2025	89236TKN4	External   Siftel 4193 (WB 0356) CC-115	Corporate	4.950	3,000,000.00	2,990,940.00	1/10/2025	194	0.54
Triborough B&T NY 4.284 11/15/2024-24	89602NU44	External   Siftel 8500 (WB 6011) TC-C 713	Municipal	3.601	3,000,000.00	2,986,380.00	11/15/2024	138	0.54
Trust Financial 1.5 3/10/2025-25	89788JAA7	External   Siftel 8500 (WB 6011) TC-C 713	Corporate	3.510	2,000,000.00	1,942,640.00	3/10/2025	253	0.35
Trust Financial 1.5 3/10/2025-25	89788JAA7	External   Siftel 4193 (WB 0356) CC-115	Corporate	5.162	1,725,000.00	1,675,527.00	3/10/2025	253	0.30
University of California 0.883 5/15/2025-25	91412HGE7	External   Siftel 4193 (WB 0356) CC-115	Corporate	5.250	1,300,000.00	1,252,290.00	5/15/2025	319	0.22
US Bank National 2.8 1/27/2025-24	90331HMS9	External   Siftel 4193 (WB 0356) CC-115	Corporate	5.013	3,000,000.00	2,952,210.00	1/27/2025	211	0.53
US Bank National 2.8 1/27/2025-24	90331HMS9	External   Siftel 4193 (WB 0356) CC-115	Corporate	5.112	2,000,000.00	1,970,220.00	3/24/2025	267	0.35
Walt Disney 3.35 3/24/2025-25	254687FN1	External   Siftel 4193 (WB 0356) CC-115	Corporate	5.112	1,000,000.00	985,110.00	3/24/2025	267	0.18
Walt Disney 3.35 3/24/2025-25	254687FN1	External   Siftel 4193 (WB 0356) CC-115	Corporate	3.896	2,195,000.00	2,006,712.90	9/1/2028	1,524	0.36
Yucaipa Valley CA Water 2.45 9/1/2028-28	98840BBE2	External   Siftel 8500 (WB 6011) TC-C 713	Municipal	3.896	2,195,000.00	2,006,712.90	9/1/2028	1,524	0.36
<b>Sub Total / Average External Manager   Siftel</b>				<b>4.209</b>	<b>155,631,377.72</b>	<b>149,274,432.52</b>		<b>3,506</b>	<b>26.80</b>
<b>External Manager   Siftel - ARPA</b>				<b>0.000</b>	<b>66,790,288.73</b>	<b>66,790,288.73</b>	<b>N/A</b>	<b>1</b>	<b>12.35</b>
Siftel   ARPA Cash	CASH7658	External   Siftel 7658 (WB 0349) ARPA	Cash	0.000	66,790,288.73	66,790,288.73	N/A	1	12.35
Siftel   ARPA MM	MM7658	External   Siftel 7658 (WB 0349) ARPA	Money Market	5.190	8,706,221.39	8,706,221.39	N/A	1	1.56
<b>Sub Total / Average External Manager   Siftel - ARPA</b>				<b>0.583</b>	<b>77,496,510.12</b>	<b>77,496,510.12</b>		<b>1</b>	<b>13.92</b>
<b>External Manager   UBS</b>									
Anheuser-Busch Inc 4 4/13/2028-28	035240AL4	External   UBS 2916 CC-115	Corporate	4.874	250,000.00	243,387.50	4/13/2028	1,383	0.04
Anheuser-Busch Inc 4 4/13/2028-28	035240AL4	External   UBS 2916 CC-115	Corporate	4.876	250,000.00	243,387.50	4/13/2028	1,383	0.04
Baker Hughes 3.337 12/15/2027-27	05723KAE0	External   UBS 2916 CC-115	Corporate	2.630	450,000.00	424,665.00	12/15/2027	1,263	0.08
Baker Hughes 3.337 12/15/2027-27	05723KAE0	External   UBS 2916 CC-115	Corporate	1.954	6,000.00	5,662.20	12/15/2027	1,263	0.00
Bank of New York 2.8 5/4/2026	06406FAC7	External   UBS 2916 CC-115	Corporate	2.358	535,000.00	513,476.95	5/4/2026	673	0.09
Bank of New York 2.8 5/4/2026	06406FAC7	External   UBS 2916 CC-115	Corporate	3.422	35,000.00	33,591.95	5/4/2026	673	0.01
Bank of New York 2.8 5/4/2026	06406FAC7	External   UBS 2916 CC-115	Corporate	4.328	375,000.00	359,913.75	5/4/2026	673	0.06
Bank of New York Mellon 3.4 1/29/2028-27	06406RAF4	External   UBS 2916 CC-115	Corporate	4.990	298,000.00	283,278.80	1/29/2028	1,308	0.05
BlackRock Inc 2.1 2/25/2032-31	09247XAS0	External   UBS 2916 CC-115	Corporate	2.591	100,000.00	81,570.00	2/25/2032	2,796	0.01
Charles Schwab 2 3/20/2028-28	808513BP9	External   UBS 2916 CC-115	Corporate	4.919	475,000.00	426,592.75	3/20/2028	1,359	0.08
Charles Schwab 2 3/20/2028-28	808513BP9	External   UBS 2916 CC-115	Corporate	4.959	500,000.00	449,045.00	3/20/2028	1,359	0.08
Charles Schwab 2 3/20/2028-28	808513BP9	External   UBS 2916 CC-115	Corporate	4.868	54,000.00	48,496.86	3/20/2028	1,359	0.01
Charles Schwab 2.9 3/3/2032-31	808513CA1	External   UBS 2916 CC-115	Corporate	4.264	700,000.00	599,865.00	3/3/2032	2,603	0.11
CME Group 3 3/15/2025-24	12572OAG0	External   UBS 2916 CC-115	Corporate	2.801	300,000.00	295,284.00	3/15/2025	258	0.05
CME Group 3 3/15/2025-24	12572OAG0	External   UBS 2916 CC-115	Corporate	2.846	400,000.00	393,712.00	3/15/2025	258	0.07
Coca Cola 2.25 1/5/2032-22	191216DP2	External   UBS 2916 CC-115	Corporate	2.849	239,000.00	235,242.92	3/15/2025	258	0.04
Comcast 3.375 8/15/2025-25	20030NBN0	External   UBS 2916 CC-115	Corporate	2.424	515,000.00	434,732.10	1/5/2032	2,745	0.08
Comcast Corp 1.95 1/15/2031-30	20030NDM0	External   UBS 2916 CC-115	Corporate	4.079	122,000.00	119,547.80	8/15/2025	411	0.02
Federal Realty 3.2 6/15/2028-29	313747AZ0	External   UBS 2916 CC-115	Corporate	2.326	200,000.00	181,366.00	6/15/2029	1,811	0.03
FFCB 1.14 8/20/2028-21	3133EL4P6	External   UBS 2916 CC-115	US Agency	1.155	250,000.00	210,995.00	8/20/2029	1,877	0.04
FFCB 1.15 6/24/2030-25	3133ELM42	External   UBS 2916 CC-115	US Agency	1.177	600,000.00	490,902.00	6/24/2030	2,185	0.08
FFCB 1.68 4/29/2030-21	3133ELXP4	External   UBS 2916 CC-115	US Agency	1.686	1,000,000.00	849,210.00	4/29/2030	2,129	0.15
FFCB 1.68 4/29/2030-21	3133ELXP4	External   UBS 2916 CC-115	US Agency	1.639	850,000.00	721,828.50	4/29/2030	2,129	0.13
FFCB 1.68 4/29/2030-21	3133ELXP4	External   UBS 2916 CC-115	US Agency	2.017	500,000.00	332,940.00	7/2/2040	5,846	0.06
FFCB 2.02 7/2/2040-21	3133ELR22	External   UBS 2916 CC-115	US Agency	1.002	425,000.00	383,528.50	1/23/2029	1,668	0.07
FFCB 2.05 1/23/2029	3133ELR6	External   UBS 2916 CC-115	US Agency	0.955	350,000.00	301,917.60	2/5/2032	2,776	0.05
FFCB 2.06 2/5/2032	3133ELLV4	External   UBS 2916 CC-115	US Agency	1.843	230,000.00	219,132.50	9/1/2026	793	0.04
FFCB 2.4 9/1/2026	3133EHVW1	External   UBS 2916 CC-115	US Agency	0.844	200,000.00	188,888.00	4/24/2028	1,394	0.03
FFCB 2.86 4/24/2028	3133EKJ09	External   UBS 2916 CC-115	US Agency						

	Description	CUSIP/Ticker	Portfolio Name	Security Sector	YTM @ Cost	Face Amount/Shares	Market Value	Maturity Date	Days To Maturity	% of Portfolio
FHLB 0.5 3/1/2025-21		3130ALDZ4	External   UBS 2916 CC-115	US Agency	0.544	710,000.00	686,875.30	3/1/2025	253	0.12
FHLB 0.6 7/28/2026-22		3130AKNS1	External   UBS 2916 CC-115	US Agency	0.600	1,100,000.00	1,008,821.00	7/28/2026	758	0.18
FHLB 1.22 9/14/2029-21		3130AK3W4	External   UBS 2916 CC-115	US Agency	1.220	65,000.00	54,744.95	9/14/2029	1,902	0.01
FHLB 1.02 10/27/2028-21		3134GWYU4	External   UBS 2916 CC-115	US Agency	1.030	210,000.00	181,177.50	10/27/2028	1,580	0.03
FHLB 1.3 10/14/2031		3134GWYH3	External   UBS 2916 CC-115	US Agency	1.320	400,000.00	315,500.00	10/14/2031	2,562	0.06
FHLB 1.375 7/15/2030-21		3134GWVF3	External   UBS 2916 CC-115	US Agency	1.375	850,000.00	705,262.00	7/15/2030	2,206	0.13
FHLB 1.45 9/1/2032-21		3136G4MD2	External   UBS 2916 CC-115	US Agency	1.468	500,000.00	388,635.00	9/1/2032	2,985	0.07
FHLB 0.75 9/30/2027-22		419792RD0	External   UBS 2916 CC-115	Municipal	0.750	435,000.00	383,556.90	9/30/2027	1,187	0.07
Hawaii State 3 5/1/2026		455200UR3	External   UBS 2916 CC-115	Corporate	1.398	450,000.00	431,815.50	5/1/2026	670	0.04
Inbl Corp 3.7 7/29/2025-25		458140AS9	External   UBS 2916 CC-115	Corporate	0.951	250,000.00	245,675.00	7/29/2025	394	0.04
John Deere 1.75 3/9/2027		24422EWF3	External   UBS 2916 CC-115	Corporate	1.589	350,000.00	321,415.50	3/9/2027	982	0.06
Johnson & Johnson 4.375 1/25/2033-33		478160BL2	External   UBS 2916 CC-115	Corporate	3.887	360,000.00	354,132.00	1/25/2033	3,445	0.06
JPMorgan Chase 3.3 4/1/2026-26		46625HKC3	External   UBS 2916 CC-115	Corporate	2.695	850,000.00	838,380.50	1/23/2025	207	0.15
JPMorgan Chase 3.3 4/1/2026-26		46625HQW3	External   UBS 2916 CC-115	Corporate	1.176	850,000.00	822,800.00	4/1/2026	640	0.15
Kimberly Clark Corp 2.75 2/15/2026		494368BU6	External   UBS 2916 CC-115	Corporate	2.713	260,000.00	250,343.60	2/15/2026	595	0.04
Kimberly Clark Corp 2.75 2/15/2026		494368BU6	External   UBS 2916 CC-115	Corporate	2.934	100,000.00	96,286.00	2/15/2026	595	0.02
Kimberly Clark Corp 2.75 2/15/2026		494368BU6	External   UBS 2916 CC-115	Corporate	2.934	100,000.00	96,286.00	2/15/2026	595	0.02
Kimberly Clark Corp 2.75 2/15/2026		494368BU6	External   UBS 2916 CC-115	Corporate	4.832	500,000.00	459,925.00	6/10/2027	1,075	0.08
Marck & Company 1.7 6/10/2027-27		589331AD9	External   UBS 2916 CC-115	Corporate	4.782	105,000.00	110,329.80	3/1/2028	1,340	0.02
Marck & Company Inc 6.4 3/1/2028-98		589331AD9	External   UBS 2916 CC-115	Corporate	2.971	500,000.00	488,815.00	11/3/2025	501	0.09
Marck & Company Inc 6.4 3/1/2028-98		589331AD9	External   UBS 2916 CC-115	Corporate	2.745	889,000.00	867,006.14	11/3/2025	491	0.16
Matlic & Company Inc 6.4 3/1/2028-98		5915RFBD0	External   UBS 2916 CC-115	Corporate	2.303	500,000.00	491,795.00	2/12/2025	227	0.09
Microsoft Corp 3.125 11/3/2025-25		594918BJ2	External   UBS 2916 CC-115	Corporate	2.539	450,000.00	426,447.00	7/15/2026	745	0.08
Microsoft Corp 2.7 2/1/2025-24		594918BB9	External   UBS 2916 CC-115	Corporate	2.772	200,000.00	180,416.00	10/1/2029	1,919	0.03
Oracle Corporation 2.65 7/15/2026-26		68389XBW6	External   UBS 2916 CC-115	Corporate	4.948	117,000.00	105,543.36	10/1/2029	1,919	0.02
PayPal Holdings Inc 2.85 10/1/2029-29		70450YAE3	External   UBS 2916 CC-115	Corporate	2.743	200,000.00	195,096.00	10/15/2027	1,202	0.03
PayPal Holdings Inc 2.95 10/1/2029-29		70450YAE3	External   UBS 2916 CC-115	Corporate	3.097	130,000.00	122,912.40	10/15/2027	1,202	0.02
PepsiCo Inc 3 10/15/2027-27		713448DY1	External   UBS 2916 CC-115	Corporate	4.793	225,000.00	212,733.00	10/15/2027	1,202	0.04
PepsiCo Inc 3 10/15/2027-27		713448DY1	External   UBS 2916 CC-115	Corporate	3.311	200,000.00	189,096.00	10/15/2027	1,202	0.03
PepsiCo Inc 3 10/15/2027-27		713448DY1	External   UBS 2916 CC-115	Corporate	2.743	100,000.00	94,548.00	10/15/2027	1,202	0.02
PepsiCo Inc 3 10/15/2027-27		713448DY1	External   UBS 2916 CC-115	Corporate	3.838	200,000.00	189,096.00	10/15/2027	1,202	0.03
PepsiCo Inc 3 10/15/2027-27		713448DY1	External   UBS 2916 CC-115	Corporate	5.232	600,000.00	585,714.00	5/19/2033	3,245	0.11
Pfizer Enterprises 4.75 5/19/2033-33		716973AE2	External   UBS 2916 CC-115	Corporate	4.607	850,000.00	785,748.50	8/15/2029	1,872	0.14
Phillip Morris International 3.375 8/15/2029-29		718172CJ6	External   UBS 2916 CC-115	Corporate	2.591	500,000.00	463,960.00	4/23/2029	1,758	0.08
PNC Financial Services 3.45 4/23/2029-29		69345AMW5	External   UBS 2916 CC-115	Corporate	4.733	500,000.00	439,605.00	9/13/2029	1,901	0.08
Simon Property Group 2.45 9/13/2029-29		828880DF1	External   UBS 2916 CC-115	Corporate	2.352	500,000.00	440,775.00	1/24/2030	2,034	0.08
State Street 2.4 1/24/2030		857477BG7	External   UBS 2916 CC-115	Corporate	4.318	38,000.00	33,488.90	1/24/2030	2,034	0.01
State Street 2.4 1/24/2030		857477BG7	External   UBS 2916 CC-115	Corporate	4.225	250,000.00	220,387.50	2/15/2028	1,325	0.11
State Street 2.4 1/24/2030		857477BG7	External   UBS 2916 CC-115	Corporate	4.879	625,000.00	620,125.00	2/15/2028	1,325	0.00
Texas Instruments Inc 4.6 2/15/2028		882508BV5	External   UBS 2916 CC-115	Corporate	4.840	35,000.00	308,953.25	12/31/2026	914	0.06
Texas Instruments Inc 4.6 2/15/2028		882508BV5	External   UBS 2916 CC-115	Corporate	4.840	35,000.00	308,953.25	12/31/2026	914	0.06
Texas Instruments Inc 4.6 2/15/2028		882508BV5	External   UBS 2916 CC-115	Corporate	5.120	196,000.00	191,421.44	2/15/2025	230	0.03
T-Noble 1.5 2/15/2025		91282CDZ1	External   UBS 2916 CC-115	US Treasury	4.738	20,000.00	19,532.80	2/15/2025	230	0.00
T-Noble 1.5 2/15/2025		91282CDZ1	External   UBS 2916 CC-115	US Treasury	3.995	575,000.00	570,336.75	9/30/2024	92	0.00
T-Noble 1.5 2/15/2025		91282CDZ1	External   UBS 2916 CC-115	US Treasury	5.435	24,000.00	23,805.36	9/30/2024	92	0.00
T-Noble 1.5 2/15/2025		91282CDZ1	External   UBS 2916 CC-115	US Treasury	5.290	100,000.00	99,189.00	9/30/2024	138	0.00
T-Noble 2.125 9/30/2024		912828Y5	External   UBS 2916 CC-115	US Treasury	5.341	18,000.00	17,791.92	11/15/2024	138	0.00
T-Noble 2.125 9/30/2024		912828Y5	External   UBS 2916 CC-115	US Treasury	5.342	21,000.00	20,757.24	11/15/2024	138	0.00
T-Noble 2.25 11/15/2024		912828G38	External   UBS 2916 CC-115	US Treasury	5.296	60,000.00	59,306.40	11/15/2024	138	0.01
T-Noble 2.25 11/15/2024		912828G38	External   UBS 2916 CC-115	US Treasury	5.131	81,000.00	50,410.44	11/15/2024	138	0.01
T-Noble 2.25 11/15/2024		912828G38	External   UBS 2916 CC-115	US Treasury	4.864	878,000.00	855,289.80	8/31/2025	427	0.15
T-Noble 2.75 8/31/2025		912828Z40	External   UBS 2916 CC-115	US Treasury	3.677	260,000.00	245,752.00	5/15/2028	1,415	0.04
T-Noble 2.875 5/15/2028		912828AN7	External   UBS 2916 CC-115	US Treasury	1.495	250,000.00	220,735.00	8/3/2027	1,129	0.04
Tulsi Financial Corp 1.125 8/3/2027-27		89788MAC6	External   UBS 2916 CC-115	Corporate	5.642	75,000.00	66,220.50	8/3/2027	1,129	0.01
Tulsi Financial Corp 1.125 8/3/2027-27		89788MAC6	External   UBS 2916 CC-115	Corporate	5.494	75,000.00	66,220.50	8/3/2027	1,129	0.01

Description	CUSIP/Ticker	Portfolio Name	Security Sector	YTM @ Cost	Face Amount/Shares	Market Value	Maturity Date	Days To Maturity	% of Portfolio
UBS Financial MM	MM2916	External   UBS 2916 CC-115	Money Market	0.050	36,066.36	36,066.36	N/A	1	0.01
UBS Select Prime	SPPXX	External   UBS 2916 CC-115	Mutual Fund	N/A	9,082.78	9,082.78		N/A	0.00
UBS Select Prime	SPPXX	External   UBS 2916 CC-115	Mutual Fund	N/A	196.54	196.54		N/A	0.00
UBS Select Prime	SPPXX	External   UBS 2916 CC-115	Mutual Fund	N/A	216.32	216.32		N/A	0.00
UBS Select Prime	SPPXX	External   UBS 2916 CC-115	Mutual Fund	N/A	244.03	244.03		N/A	0.00
UBS Select Prime	SPPXX	External   UBS 2916 CC-115	Mutual Fund	N/A	9,999.00	9,999.00		N/A	0.00
UBS Select Prime	SPPXX	External   UBS 2916 CC-115	Mutual Fund	N/A	262.07	262.07		N/A	0.00
UBS Select Prime	SPPXX	External   UBS 2916 CC-115	Mutual Fund	N/A	307.48	307.48		N/A	0.00
UBS Select Prime	SPPXX	External   UBS 2916 CC-115	Mutual Fund	N/A	318.07	318.07		N/A	0.00
UBS Select Prime	SPPXX	External   UBS 2916 CC-115	Mutual Fund	N/A	9,999.00	9,999.00		N/A	0.00
UBS Select Prime	SPPXX	External   UBS 2916 CC-115	Mutual Fund	N/A	364.03	364.03		N/A	0.00
UBS Select Prime	SPPXX	External   UBS 2916 CC-115	Mutual Fund	N/A	378.18	378.18		N/A	0.00
UBS Select Prime	SPPXX	External   UBS 2916 CC-115	Mutual Fund	N/A	61,771.17	61,771.17		N/A	0.01
UBS Select Prime	SPPXX	External   UBS 2916 CC-115	Mutual Fund	N/A	451.90	451.90		N/A	0.00
UBS Select Prime	SPPXX	External   UBS 2916 CC-115	Mutual Fund	N/A	669.44	669.44		N/A	0.00
UBS Select Prime	SPPXX	External   UBS 2916 CC-115	Mutual Fund	N/A	654.52	654.52		N/A	0.00
UBS Select Prime	SPPXX	External   UBS 2916 CC-115	Mutual Fund	N/A	548.45	548.45		N/A	0.00
UBS Select Prime	SPPXX	External   UBS 2916 CC-115	Mutual Fund	N/A	441.10	441.10		N/A	0.00
UBS Select Prime	SPPXX	External   UBS 2916 CC-115	Mutual Fund	N/A	411.13	411.13		N/A	0.00
UBS Select Prime	SPPXX	External   UBS 2916 CC-115	Mutual Fund	N/A	438.96	438.96		N/A	0.00
UBS Select Prime	SPPXX	External   UBS 2916 CC-115	Mutual Fund	N/A	424.07	424.07		N/A	0.00
UBS Select Prime	SPPXX	External   UBS 2916 CC-115	Mutual Fund	N/A	438.26	438.26		N/A	0.00
UBS Select Prime	SPPXX	External   UBS 2916 CC-115	Mutual Fund	N/A	153.96	153.96		N/A	0.00
UBS Bancorp 3.6 9/11/2024-24	91159HHK9	External   UBS 2916 CC-115	Corporate	2.872	850,000.00	846,260.00	9/11/2024	73	0.15
<b>Sub Total / Average External Manager   UBS</b>				<b>2.839</b>	<b>30,617,836.82</b>	<b>28,184,080.58</b>		<b>1,325</b>	<b>5.06</b>
<b>Internal   ARPA</b>									
ARPA   Associated BankMM	MM6704	ARPA Funds   Money Market Accounts	Money Market	4.850	2,968,511.17	2,968,511.17	N/A	1	0.53
ARPA   Bussey Bank MM	MM8920	ARPA Funds   Money Market Accounts	Money Market	4.050	1,081,863.60	1,081,863.60	N/A	1	0.19
ARPA   Old National Bank MM	MM6279	ARPA Funds   Money Market Accounts	Money Market	4.000	5,787,466.76	5,787,466.76	N/A	1	1.04
HSBC USA Inc 0 11/8/2024	40434PL87	ARPA Funds   Fifth Third 6281	Corporate	5.369	4,000,000.00	3,919,080.00	11/8/2024	131	0.70
<b>Sub Total / Average Internal   ARPA</b>				<b>4.577</b>	<b>13,837,841.53</b>	<b>13,756,921.53</b>		<b>38</b>	<b>2.47</b>
<b>Internal   Fifth Third Securities</b>									
Abbvie Inc 2.6 11/21/2024-24	00287YBZ1-1963	Will County   Fifth Third 1963 CC-115	Corporate	5.100	1,000,000.00	988,980.00	11/21/2024	144	0.18
Abbvie Inc 2.6 11/21/2024-24	00287YBZ1	Will County   Fifth Third 5801 TC-C 713	Corporate	5.100	2,000,000.00	1,977,960.00	11/21/2024	144	0.36
Abbvie Inc 3.6 5/14/2025-25	00287YAO2	Will County   Fifth Third 5801 TC-C 713	Corporate	4.800	2,000,000.00	1,967,640.00	5/14/2025	318	0.35
Bank of America Corp4 1/22/2025	06051GFH6	Will County   Fifth Third 1963 CC-115	Corporate	5.450	3,000,000.00	2,971,440.00	1/22/2025	206	0.53
Bank of America Corp4.2 8/26/2024	06051GFH7	Will County   Fifth Third 1963 CC-115	Corporate	5.300	1,000,000.00	997,460.00	8/26/2024	57	0.18
Bank of America Corp4.25 10/22/2026	06051GFH8	Will County   Fifth Third 5801 TC-C 713	Corporate	4.850	1,000,000.00	975,180.00	10/22/2026	844	0.18
Bank of America Corp/Var. Corp 2/13/2026 -25	06051GFH9	Will County   Fifth Third 5801 TC-C 713	Corporate	2.015	2,000,000.00	1,954,220.00	2/13/2026	593	0.35
Chigroup Global Markets 5.5 11/25/2025-23	17330YCD0	Will County   Fifth Third 5801 TC-C 713	Corporate	5.500	2,000,000.00	1,987,420.00	11/25/2025	513	0.36
Chigroup Global Markets Step 8/30/2024-22	17329QC32	Will County   Fifth Third 5801 TC-C 713	Corporate	0.750	5,000,000.00	4,912,300.00	8/30/2024	61	0.88
Chigroup Inc5.4 1/20/2026-24	17290ALC2	Will County   Fifth Third 5801 TC-C 713	Corporate	5.400	2,000,000.00	1,990,540.00	1/20/2026	569	0.36
Chigroup Inc5.6 6/30/2026-24	17290AMA5	Will County   Fifth Third 5801 TC-C 713	Corporate	5.600	3,000,000.00	2,995,320.00	6/30/2026	730	0.54
Comcast Corp3.375 8/15/2025-25	20030NBNO-5801	Will County   Fifth Third 5801 TC-C 713	Corporate	4.600	1,500,000.00	1,469,955.00	8/15/2025	411	0.26
Eastern Gas Transmission 3.6 12/15/2024-24	276480AK6	Will County   Fifth Third 1963 CC-115	Corporate	5.249	3,000,000.00	2,967,330.00	12/15/2024	168	0.53
FFCB 4.625 9/22/2025	3133EP306	Will County   Fifth Third 1963 CC-115	US Agency	4.720	1,000,000.00	993,980.00	9/22/2025	449	0.18
Fifth Third Securities MM	MM5801	Will County   Fifth Third 5801 TC-C 713	Money Market	5.170	34.05	34.05	N/A	1	0.00
Goldman Sachs 0.796 8/31/2024-22	38150AHH4	Will County   Fifth Third 5801 TC-C 713	Corporate	0.796	2,000,000.00	1,971,980.00	8/31/2024	62	0.35
Goldman Sachs Group Inc 3.5 1/23/2025	38148LACO	Will County   Fifth Third 1963 CC-115	Corporate	5.000	1,000,000.00	987,690.00	1/23/2025	207	0.18
Goldman Sachs Group Inc 5.1 2/1/2026-24	38150AAR5	Will County   Fifth Third 5801 TC-C 713	Corporate	5.100	2,000,000.00	1,983,180.00	2/1/2026	601	0.36
Goldman Sachs Group Inc 5.8 8/18/2026-24	38150AU52	Will County   Fifth Third 5801 TC-C 713	Corporate	5.800	4,000,000.00	4,000,280.00	8/18/2026	779	0.72
Goldman Sachs Group Inc 6 6/18/2026-24	38150ALUN3	Will County   Fifth Third 5801 TC-C 713	Corporate	6.000	3,000,000.00	2,981,040.00	6/18/2026	810	0.54
Goldman Sachs Group Inc 6.1 10/31/2025	38150AUE2	Will County   Fifth Third 5801 TC-C 713	Corporate	6.100	2,000,000.00	2,001,640.00	10/31/2025	488	0.36
HSBC USA Inc 0 2/12/2025	40434PPC4	Will County   Fifth Third 5801 TC-C 713	Corporate	5.364	1,500,000.00	1,449,225.00	2/12/2025	227	0.26
HSBC USA Inc 0 7/5/2024	40434PG59-5801	Will County   Fifth Third 5801 TC-C 713	Corporate	5.296	1,500,000.00	1,498,425.00	7/5/2024	5	0.27

	Description	CUSIP/Ticker	Portfolio Name	Security Sector	YTM @ Cost	Face Amount/Shares	Market Value	Maturity Date	Days To Maturity	% of Portfolio
	ILLINOIS STATES, 111 5/1/2027	452153GS2	Will County   Fifth Third 5801 TC-C 713	Municipal	5.251	2,000,000.00	1,996,040.00	5/1/2027	1,035	0.36
	Illinois State 5.19 5/1/2027-27	452153HY8	Will County   Fifth Third 5801 TC-C 713	Municipal	5.053	2,750,000.00	2,750,220.00	5/1/2027	1,035	0.49
	Inlet Corporation 4.875 2/10/2026-26	458140CD0	Will County   Fifth Third 1963 CC-115	Corporate	4.800	1,000,000.00	994,030.00	2/10/2026	590	0.18
	Innesa Sanpado Funding 0 2/4/2025	4611KOP43	Will County   Fifth Third 1963 CC-115	Corporate	5.532	7,000,000.00	6,756,540.00	2/4/2025	219	1.21
	JP Morgan Chase C02.95 10/1/2026-26	46625HRV4	Will County   Fifth Third 5801 TC-C 713	Corporate	4.500	2,000,000.00	1,905,860.00	10/1/2026	823	0.34
	JP Morgan Stanley3.125 7/27/2026-26	61761J3R8	Will County   Fifth Third 5801 TC-C 713	Corporate	4.700	3,000,000.00	2,868,120.00	7/27/2026	757	0.51
	Morgan Stanley3.875 1/27/2026-25	61746BDZ6-5801	Will County   Fifth Third 5801 TC-C 713	Corporate	4.750	1,000,000.00	977,540.00	1/27/2026	576	0.18
	North Miami Beach FL 2.071 8/1/2025-25	661046BW1	Will County   Fifth Third 1963 CC-115	Municipal	4.851	1,000,000.00	967,850.00	8/1/2025	397	0.17
	State Street Complyr Corp 1/26/2026 -25	857477BZ5	Will County   Fifth Third 5801 TC-C 713	Corporate	4.857	1,000,000.00	995,500.00	1/26/2026	575	0.18
	T-Note 1.125 1/15/2025	912797LPO	Will County   Fifth Third 1963 CC-115	US Treasury	5.161	4,000,000.00	3,906,680.00	1/15/2025	165	0.70
	T-Note 1.375 1/31/2025	91282CDS7	Will County   Fifth Third 1963 CC-115	US Treasury	5.049	3,500,000.00	3,422,993.18	1/31/2025	199	0.61
	T-Note 1.375 1/31/2025	91282CDS2	Will County   Fifth Third 1963 CC-115	US Treasury	5.051	5,000,000.00	4,888,000.00	1/31/2025	215	0.88
	Toyota Motor Credit 1.45 1/13/2025-24	89236J1J3	Will County   Fifth Third 1963 CC-115	Corporate	5.200	3,500,000.00	3,427,200.00	1/13/2025	197	0.62
	Trust Bank3.8 10/30/2026-26	07330MAA5	Will County   Fifth Third 5801 TC-C 713	Corporate	5.300	1,500,000.00	1,442,670.00	10/30/2026	852	0.26
	Trust Bank 3.3 5/15/2026-26	86787GAL1	Will County   Fifth Third 5801 TC-C 713	Corporate	5.200	500,000.00	479,090.00	5/15/2026	684	0.09
	Union Pacific Corp 3.25 1/15/2025-24	90781BDY1	Will County   Fifth Third 5801 TC-C 713	Corporate	4.901	1,000,000.00	989,080.00	1/15/2025	199	0.18
	US Bancorp3.1 4/27/2026-26	91159HHM5	Will County   Fifth Third 5801 TC-C 713	Corporate	4.800	2,000,000.00	1,917,600.00	4/27/2026	666	0.34
	US Bancorp3.1 4/27/2026-26	91159HHM5	Will County   Fifth Third 5801 TC-C 713	Corporate	4.700	2,000,000.00	1,917,600.00	4/27/2026	666	0.34
	US Bank National 2.8 1/27/2025-24	90331HMS9	Will County   Fifth Third 1963 CC-115	Corporate	5.251	2,000,000.00	1,968,140.00	1/27/2025	211	0.35
	Wells Fargo4.5 7/28/2025-24	95001DC40	Will County   Fifth Third 5801 TC-C 713	Corporate	4.500	3,000,000.00	2,949,480.00	7/28/2025	393	0.53
	Wells Fargo6 10/28/2025-23	95001DCG3	Will County   Fifth Third 5801 TC-C 713	Corporate	6.000	2,000,000.00	1,994,600.00	10/28/2025	485	0.36
	Sub Total / Average Internal   Fifth Third Securities				4.825	97,250,034.05	95,538,072.23		423	17.15
	Internal   JPMorgan Securities									
	FFCG 4.75 8/1/2026	3133EPUW3	Will County   JPMorgan 4912 TC-C 713	US Agency	5.000	2,750,000.00	2,750,806.05	9/1/2026	793	0.49
	FHLB 2.75 12/13/2024	3130A3GE8	Will County   JPMorgan 4912 TC-C 713	US Agency	5.095	2,525,000.00	2,495,104.00	12/13/2024	166	0.45
	T-Bill 0 1/23/2025	912797JR9	Will County   JPMorgan 0484 CC-115	US Treasury	5.101	7,217,000.00	7,014,436.85	1/23/2025	207	1.26
	T-Bill 0 1/129/2024	912797HP5	Will County   JPMorgan 4912 TC-C 713	US Treasury	5.327	2,000,000.00	1,957,048.88	1/129/2024	152	0.35
	T-Bill 0 1/129/2024	912797HP5	Will County   JPMorgan 0484 CC-115	US Treasury	5.280	7,170,000.00	7,016,020.23	1/129/2024	152	1.26
	T-Bill 0 1/28/2024	912797LQ8	Will County   JPMorgan 4912 TC-C 713	US Treasury	5.292	2,000,000.00	1,951,402.74	1/28/2024	172	0.35
	T-Bill 0 2/20/2025	912797K44	Will County   JPMorgan 0484 CC-115	US Treasury	5.126	7,193,000.00	7,011,083.06	2/20/2025	179	1.26
	T-Bill 0 6/12/2025	912797LJ5	Will County   JPMorgan 4912 TC-C 713	US Treasury	5.076	2,000,000.00	6,773,637.50	6/12/2025	235	1.22
	T-Bill 0 8/22/2024	912797KM8	Will County   JPMorgan 0484 CC-115	US Treasury	5.257	4,000,000.00	3,969,801.72	8/22/2024	347	0.34
	T-Bill 0 9/26/2024	912797GK6	Will County   JPMorgan 4912 TC-C 713	US Treasury	5.257	2,000,000.00	1,974,745.84	9/26/2024	53	0.35
	T-Bill 0 9/6/2024	912797GL5	Will County   JPMorgan 4912 TC-C 713	US Treasury	5.386	5,000,000.00	4,952,158.00	9/6/2024	67	0.89
	T-Note 1.125 1/15/2025	91282CDS7	Will County   JPMorgan 4912 TC-C 713	US Treasury	4.976	3,000,000.00	2,933,994.15	1/15/2025	199	0.53
	T-Note 2.25 1/31/2024	9128283P3	Will County   JPMorgan 4912 TC-C 713	US Treasury	4.783	1,500,000.00	1,477,470.71	1/31/2024	184	0.27
	T-Note 5 9/30/2025	91282CJ88	Will County   JPMorgan 4912 TC-C 713	US Treasury	5.083	2,750,000.00	2,748,818.35	9/30/2025	457	0.49
	Sub Total / Average Internal   JPMorgan Securities				5.159	86,105,000.00	85,533,108.08		212	10.22
	Internal   Liquid Assets									
	AssociatedBank MM	MM9160	Will County   MM, LGIP, Cash TC-C 713	Money Market	4.850	5,379,349.96	5,379,349.96	N/A	1	0.97
	AssociatedBank MM	MM3569	Will County   MM, LGIP, Cash CC-C 115	Money Market	4.850	2,570,995.95	2,570,995.95	N/A	1	0.46
	Busby Bank MM	MM7425	Will County   MM, LGIP, Cash TC-C 713	Money Market	4.824	3,218,485.95	3,218,485.95	N/A	1	0.58
	Busby Bank MM	MM7433	Will County   MM, LGIP, Cash CC-C 115	Money Market	4.824	1,180,278.51	1,180,278.51	N/A	1	0.21
	Commerce Bank MM	MM1905	Will County   MM, LGIP, Cash CC-C 115	Money Market	4.050	1,034,329.96	1,034,329.96	N/A	1	0.19
	Commerce Bank MM	MM9959	Will County   MM, LGIP, Cash TC-C 713	Money Market	4.050	264,507.77	264,507.77	N/A	1	0.05
	Fifth Third Bank MM	MM9997	Will County   MM, LGIP, Cash CC-C 115	Money Market	4.490	6,397,391.78	6,397,391.78	N/A	1	1.15
	Fifth Third Bank MM	MM9989	Will County   MM, LGIP, Cash TC-C 713	Money Market	4.490	2,153,977.21	2,153,977.21	N/A	1	0.39
	Fifth Third Bank & Trust MM	MM1532	Will County   MM, LGIP, Cash TC-C 713	Money Market	4.550	289,660.22	289,660.22	N/A	1	0.05
	Fifth Secure Bank & Trust MM	MM1540	Will County   MM, LGIP, Cash CC-C 115	Money Market	4.550	2,304,395.23	2,304,395.23	N/A	1	0.41
	Fifth Secure Community Bank MM	MM2710	Will County   MM, LGIP, Cash TC-C 713	Money Market	4.550	1,378,246.37	1,378,246.37	N/A	1	0.25
	Fifth Secure Community Bank MM	MM2870	Will County   MM, LGIP, Cash CC-C 115	Money Market	4.550	3,391,716.22	3,391,716.22	N/A	1	0.61
	INET Restricted LGIP	LGIP0488B	Will County   MM, LGIP, Cash CC-C 115	Local Government Investment Pool	0.000	207,970.48	207,970.48	N/A	1	0.04
	MAXSAFE Bank MM	MM2714	Will County   MM, LGIP, Cash TC-C 713	Money Market	5.640	5,295,976.47	5,295,976.47	N/A	1	0.95

Description	CUSIP/Ticker	Portfolio Name	Security Sector	YTM @ Cost	Face Amount/Shares	Market Value	Maturity Date	Days To Maturity	% of Portfolio
Old National BankMM	MM1671	Will County   MM, LGIP, Cash CC-C 115	Money Market	5.250	26,626,618.17	26,626,618.17	N/A	1	4.78
Old Plank Trail MM	MM1766	Will County   MM, LGIP, Cash CC-C 115	Money Market	5.640	6,478,656.94	6,478,656.94	N/A	1	1.16
Old Second Bank MM	MM7457	Will County   MM, LGIP, Cash CC-C 115	Money Market	4.000	275,609.11	275,609.11	N/A	1	0.05
Old Second Bank MM	MM4914	Will County   MM, LGIP, Cash TC-C 713	Money Market	4.000	268,838.80	268,838.80	N/A	1	0.05
PeopleFirst Bank MM	MM7360	Will County   MM, LGIP, Cash CC-C 115	Money Market	4.960	6,217,859.74	6,217,859.74	N/A	1	1.12
PeopleFirst Bank MM	MM4000	Will County   MM, LGIP, Cash TC-C 713	Money Market	4.960	6,717,315.05	6,717,315.05	N/A	1	1.21
PNC Bank MM	MM1355	Will County   MM, LGIP, Cash TC-C 713	Money Market	4.070	2,126,481.44	2,126,481.44	N/A	1	0.38
Providence Bank & Trust MM	MM0203	Will County   MM, LGIP, Cash TC-C 713	Money Market	4.250	285,699.92	285,699.92	N/A	1	0.05
Providence Bank & Trust MM	MM0195	Will County   MM, LGIP, Cash CC-C 115	Money Market	4.250	2,505,419.44	2,505,419.44	N/A	1	0.45
Republic Bank MM	MM2085	Will County   MM, LGIP, Cash TC-C 713	Money Market	4.723	5,269,720.56	5,269,720.56	N/A	1	0.95
Republic Bank MM	MM3495	Will County   MM, LGIP, Cash CC-C 115	Money Market	4.710	2,182,510.40	2,182,510.40	N/A	1	0.39
<b>Sub Total / Average Internal   Liquid Assets</b>				<b>4.947</b>	<b>94,032,011.65</b>	<b>94,032,011.65</b>		<b>1</b>	<b>15.88</b>
<b>Internal   Local CD Investments</b>									
Commerce Bank4.694 12/19/2024	CD0598	Will County   Investments TC-C 713	Certificate Of Deposit	4.694	2,750,000.00	2,750,000.00	12/19/2024	172	0.49
First Secure Bank & Trust 4.73 12/22/2024	CD0451	Will County   Investments CC-C 115	Certificate Of Deposit	4.730	767,891.54	767,891.54	12/22/2024	175	0.14
First Secure Bank & Trust 4.73 12/22/2024	CD0453	Will County   Investments TC-C 713	Certificate Of Deposit	4.730	767,891.54	767,891.54	12/22/2024	175	0.14
First Secure Community Bank4.73 12/22/2024	CD6754	Will County   Investments TC-C 713	Certificate Of Deposit	4.730	767,891.54	767,891.54	12/22/2024	175	0.14
First Secure Community Bank 4.73 12/22/2024	CD6747	Will County   Investments CC-C 115	Certificate Of Deposit	4.730	776,841.43	776,841.43	12/22/2024	175	0.14
Old Second Bank4.5 1/22/2025	CD7101	Will County   Investments TC-C 713	Certificate Of Deposit	4.500	1,022,688.90	1,022,688.90	1/22/2025	206	0.18
Old Second Bank 5 12/22/2024	CD3822	Will County   Investments TC-C 713	Certificate Of Deposit	5.000	2,050,320.07	2,050,320.07	12/22/2024	175	0.37
PeopleFirst Bank 4.5 12/27/2025	CD0840	Will County   Investments TC-C 713	Certificate Of Deposit	4.500	1,022,688.90	1,022,688.90	12/27/2025	545	0.18
PeopleFirst Bank 4.75 6/27/2025	CD0832	Will County   Investments TC-C 713	Certificate Of Deposit	4.750	2,047,913.71	2,047,913.71	6/27/2025	362	0.37
PeopleFirst Bank 5 6/27/2025	CD0818B	Will County   Investments TC-C 713	Certificate Of Deposit	5.000	2,055,530.88	2,055,530.88	6/27/2025	362	0.37
PeopleFirst Bank 5.25 12/27/2024	CD0824	Will County   Investments TC-C 713	Certificate Of Deposit	5.250	2,052,990.24	2,052,990.24	12/27/2024	180	0.37
PeopleFirst Bank 5.25 12/27/2024	CD0856	Will County   Investments CC-C 115	Certificate Of Deposit	5.250	1,026,495.12	1,026,495.12	12/27/2024	180	0.18
Providence Bank & Trust 4.909 12/19/2024	CD3817	Will County   Investments CC-C 115	Certificate Of Deposit	4.909	2,818,897.81	2,818,897.81	12/19/2024	172	0.51
Providence Bank & Trust 4.909 12/19/2024	CD5417	Will County   Investments TC-C 713	Certificate Of Deposit	4.909	1,793,844.06	1,793,844.06	12/19/2024	172	0.32
Republic Bank4.647 12/22/2024	CD1230	Will County   Investments TC-C 713	Certificate Of Deposit	4.647	1,023,440.37	1,023,440.37	12/22/2024	175	0.18
Republic Bank4.647 12/22/2024	CD3891	Will County   Investments CC-C 115	Certificate Of Deposit	4.647	3,070,321.09	3,070,321.09	12/22/2024	175	0.55
Republic Bank4.889 1/22/2025	CD8034B	Will County   Investments CC-C 115	Certificate Of Deposit	4.889	3,078,010.57	3,078,010.57	1/22/2025	206	0.55
Republic Bank4.889 1/22/2025	CD8455B	Will County   Investments TC-C 713	Certificate Of Deposit	4.889	1,025,865.80	1,025,865.80	1/22/2025	206	0.18
<b>Sub Total / Average Internal   Local CD Investments</b>				<b>4.841</b>	<b>29,919,523.37</b>	<b>29,919,523.37</b>		<b>218</b>	<b>5.37</b>
<b>Total / Average</b>				<b>3.969</b>	<b>569,482,822.35</b>	<b>569,482,822.35</b>		<b>1,126</b>	<b>100</b>

-----  
 ----- PERIOD 7 END 84,608,487.39 408,000,000.00 773,000,000.00- BEGIN BALANCE: 279,617,837.57  
 ----- 0.00 773,675.04-

\*\*\*\*\*  
 290001050 50 WHEATON BK

-----  
 ----- PERIOD 7 END 247,508.66 0.00 505,000.00- BEGIN BALANCE: 282,677.29  
 ----- 0.00 25,185.95

\*\*\*\*\*  
 290001051 51 REPUBLIC BANK

-----  
 ----- PERIOD 7 END 2,064,454.02 0.00 2,328,000.00- BEGIN BALANCE: 273,611.72  
 ----- 0.00 10,065.74

\*\*\*\*\*  
 290001052 C.L. FIRST MIDWEST

-----  
 ----- PERIOD 7 END 128,422,424.81 1,561,315,688.17 584,194,453.27- BEGIN BALANCE: 23,468,226.23  
 ----- 1,123,141,549.03- 5,870,336.91

\*\*\*\*\*  
 290001053 53 MERCHANTS & MANUFACTURERS

-----  
 ----- PERIOD 7 END 622,702.00 0.00 1,118,633.41- BEGIN BALANCE: 495,931.41  
 ----- 0.00 0.00

\*\*\*\*\*  
 290001054 54 FIRST AMERICAN

-----  
 ----- PERIOD 7 END 1,986,548.81 0.00 5,452,000.00- BEGIN BALANCE: 3,516,056.30  
 ----- 0.00 50,605.11

\*\*\*\*\*  
 290001058 58 NUMARK CRED UNION

-----  
 ----- PERIOD 7 END 324,162.78 0.00 746,000.00- BEGIN BALANCE: 435,234.91  
 ----- 0.00 13,397.69

\*\*\*\*\*  
 290001060 60 FIFTH THIRD BK

-----  
 ----- PERIOD 7 END 510,441.47 0.00 1,288,000.00- BEGIN BALANCE: 0.00  
 ----- 0.00 14,367.45

\*\*\*\*\*  
 290001061 61 1ST BANK MANHATTAN

-----  
 ----- PERIOD 7 END 510,441.47 0.00 1,288,000.00- BEGIN BALANCE: 791,925.98  
 ----- 0.00 14,367.45

\*\*\*\*\*  
 290001066 66 MIDLAND STATE BANK

----- PERIOD 7 END 113,414.21 0.00 346,000.00- BEGIN BALANCE: 243,457.72  
 ----- 0.00 10,871.93

\*\*\*\*\*  
 290001068 68 BUSEY BANK

----- PERIOD 7 END 1,310,660.88 10,633.41 2,460,000.00- BEGIN BALANCE: 1,160,668.03  
 ----- 0.00 21,962.32

\*\*\*\*\*  
 290001069 69 1ST COMMUNITY BK & TR

----- PERIOD 7 END 355,552.19 0.00 584,000.00- BEGIN BALANCE: 238,751.76  
 ----- 0.00 10,303.95

\*\*\*\*\*  
 290001071 71 PROVIDENCE BK

----- PERIOD 7 END 62,321.12 0.00 179,000.00- BEGIN BALANCE: 126,743.18  
 ----- 0.00 10,064.30

\*\*\*\*\*  
 290001073 73 LINCOLNWAY COMMTY BK

----- PERIOD 7 END 70,368.22 0.00 296,000.00- BEGIN BALANCE: 236,080.52  
 ----- 0.00 10,448.74

\*\*\*\*\*  
 290001076 76 HEARTLAND BANK

----- PERIOD 7 END 789,337.03 0.00 1,710,000.00- BEGIN BALANCE: 951,438.50  
 ----- 0.00 30,775.53

\*\*\*\*\*  
 290001077 77 FIRST SECURE COMMTY

----- PERIOD 7 END 199,840.61 0.00 434,000.00- BEGIN BALANCE: 244,195.48  
 ----- 0.00 10,036.09

\*\*\*\*\*  
 290001078 78 GRUNDY COUNTY NATL. BANK

----- PERIOD 7 END 606,650.39 0.00 826,000.00- BEGIN BALANCE: 230,375.18  
 ----- 0.00 11,025.57

\*\*\*\*\*  
 290001080 80 OLD SECOND BK

----- PERIOD 7 END 862,007.60 0.00 447,000.00- BEGIN BALANCE: 457,615.23  
 ----- 0.00 872,622.83

\*\*\*\*\*  
 290001081 81 OLD PLANK TRAIL BK

----- PERIOD 7 END 2,863,006.33 0.00 6,360,000.00- BEGIN BALANCE: 3,529,080.87 32,087.20  
 -----

\*\*\*\*\*  
 290001084 84 CIBC

----- BEGIN BALANCE: 0.00

\*\*\*\*\*  
 290001088 88 TOWN CENTER BK

----- PERIOD 7 END 333,596.11 0.00 643,000.00- BEGIN BALANCE: 319,818.79 10,414.90  
 -----

\*\*\*\*\*  
 290001089 89 FIRST SECURE BANK & TRUST CO

----- PERIOD 7 END 78,510.26 0.00 109,000.00- BEGIN BALANCE: 41,281.60 10,791.86  
 -----

\*\*\*\*\*  
 290001129 JPMORGAN CHASE

----- BEGIN BALANCE: 0.00

\*\*\*\*\*  
 290001152 52 FIRST MIDWEST

----- PERIOD 7 END 10,420,862.83 0.00 13,560,000.00- BEGIN BALANCE: 3,155,647.81 16,510.64  
 -----

\*\*\*\*\*  
 290001160 FIFTH THIRD LOCK BOX

----- BEGIN BALANCE: 0.00

\*\*\*\*\*

2024-08-06	GENERAL LEDGER SUMMARY	REPORT FOR 2024,	SELECTED PERIOD 07	ACCOUNTS FROM: 290001029	TO: 290001160	PAGE	4	WGL101R
G/L ACCOUNT	BATCH/DESC/REF	CASH RECEIPTS	TRANSFER IN	TRANSFER OUT	DISBURSEMENTS			BALANCE
REPORT TOTAL		236,852,857.72	1,969,326,321.58	1,396,586,086.68-	1,123,141,549.03-			
REPORT TOTAL	BEG BALANCE	319,816,656.08		REPORT TOTAL	END BALANCE			6,268,199.67

2024-08-06 GENERAL LEDGER SUMMARY REPORT FOR 2024, SELECTED PERIOD 07 ACCOUNTS FROM: 283001052 TO: 283001052 PAGE 1 WGL101R  
G/L ACCOUNT BATCH/DESC/REF CASH RECEIPTS TRANSFER IN TRANSFER OUT DISBURSEMENTS BALANCE  
283001052 BACK TAX 1ST MIDWEST

-----					BEGIN BALANCE:	3,175,586.17
----- PERIOD 7 END	281,915.86	151,452.23	1,699,369.37-	49,524.09		1,959,108.98
-----						

\*\*\*\*\*

2024-08-06	GENERAL LEDGER SUMMARY	REPORT FOR 2024, SELECTED PERIOD 07 ACCOUNTS FROM: 283001052 TO: 283001052	PAGE	2	WGL101R
G/L ACCOUNT	BATCH/DESC/REF	CASH RECEIPTS	TRANSFER IN	TRANSFER OUT	DISBURSEMENTS
REPORT TOTAL		281,915.86	151,452.23	1,699,369.37-	49,524.09
REPORT TOTAL	BEG BALANCE	3,175,586.17		REPORT TOTAL	END BALANCE
					1,959,108.98

2024-08-06 GENERAL LEDGER SUMMARY REPORT FOR 2024, SELECTED PERIOD 07 ACCOUNTS FROM: 286001052 TO: 286001052 PAGE 1 WGL101R  
G/L ACCOUNT BATCH/DESC/REF CASH RECEIPTS TRANSFER IN TRANSFER OUT DISBURSEMENTS BALANCE  
286001052 MOBILE HOME 1ST MIDWEST

-----					BEGIN BALANCE:	196,508.78
----- PERIOD 7 END	6,585.31	0.00	192,317.76-		38.71-	10,737.62

\*\*\*\*\*

2024-08-06	GENERAL LEDGER SUMMARY	REPORT FOR 2024, SELECTED PERIOD 07	ACCOUNTS FROM: 286001052	TO: 286001052	PAGE	2	WGL101R
G/L ACCOUNT	BATCH/DESC/REF	CASH RECEIPTS	TRANSFER IN	TRANSFER OUT	DISBURSEMENTS		BALANCE
REPORT TOTAL		6,585.31	0.00	192,317.76-	38.71-		
REPORT TOTAL	BEG BALANCE	196,508.78		REPORT TOTAL	END BALANCE	10,737.62	

Will County  
Fund Balances June 2024

Cash Balances

Fund	MainAccount Name	Opening balance	Debit	Credit	Closing balance
1010	101002 General Fund_Ge	2,694,009.96	59,334,779.02	21,622,999.71	40,405,789.27
1020	101002 General Fund_So	1,633,228.15	3,687,150.24	0.00	5,320,378.39
1030	101002 General Fund_Illi	2,851,205.20	7,661,950.51	0.00	10,513,155.71
1040	101002 General Fund_To	-1,151,711.37	1,511,655.46	311,463.26	48,480.83
1050	101002 General Fund_Wr	17,622.31	1,080,086.97	344,879.19	752,830.09
1060	101002 General Fund_Pa	0.00	0.00	0.00	0.00
2003	101002 RTA Tax Revenue	8,236,269.99	35,743.33	514,955.60	7,757,057.72
2101	101002 Tuberculosis Clin	6,295.56	316,187.02	73,442.73	249,039.85
2102	101002 Health Fund-Cas	26,899.57	6,719,424.37	2,928,920.40	3,817,403.54
2106	101002 Highway Fund-Ce	38,398.42	3,612,125.18	754,593.66	2,895,929.94
2109	101002 Bridge Fund-CasI	5,735.41	300,725.02	21,621.18	284,839.25
2110	101002 Federal Matching	21,199.63	26,150.00	0.00	47,349.63
2111	101002 County Owned P	284,904.57	30,980.20	1,370.98	314,513.79
2112	101002 Veteran's Assista	511,888.61	0.00	85,543.59	426,345.02
2118	101002 Community Ment	16,714.18	0.00	53.78	16,660.40
2202	101002 Law Library Fund	486.18	88,410.00	47,859.01	41,037.17
2203	101002 Probation Service	316,736.81	94,274.34	15,484.65	395,526.50
2204	101002 Child Exchange C	73,370.49	0.00	0.00	73,370.49
2205	101002 Foreclosure Medi	21,960.33	30,150.00	0.00	52,110.33
2405	101002 Juvenile Drug Co	2,588.81	0.00	0.00	2,588.81
2501	101002 Sheriff's Off Duty	-36,639.38	47,933.00	29,980.00	-18,686.38
2502	101002 Sheriff's Weight S	6,295.98	78,019.13	26,719.33	57,595.78
2504	101002 Sheriff's Arrestee	94,566.32	5,389.50	0.00	99,955.82
2505	101002 Sheriff's Traffic C	71,789.99	1,756.00	0.00	73,545.99
7360	101002 Federal, State, ar	-17,567.53	4,023,662.67	4,022,868.45	-16,773.31
7401	101002 Other Treasurer's	-1,049,653.41	3,937,296.49	3,948,564.29	-1,060,921.21
7410	101002 Other Treasurer's	34,879.61	0.00	0.00	34,879.61
7411	101002 Other Treasurer's	96,955.78	52,931.91	29,360.07	120,527.62
7412	101002 Other Treasurer's	-100,839.72	18,404.94	18,404.94	-100,839.72
7450	101002 Other Treasurer's	8,972,671.89	2,574,310.20	0.00	11,546,982.09
7451	101002 Other Treasurer's	-1,458.85	109,067.17	96,998.15	10,610.17
7504	101002 Other Treasurer's	0.00	114,762.95	53,376.21	61,386.74
7505	101002 Other Treasurer's	96,443.80	2,000.00	2,000.00	96,443.80
7506	101002 Other Treasurer's	17,915.00	11,584.00	12,388.00	17,111.00
7507	101002 Other Treasurer's	67,000.00	0.00	0.00	67,000.00
7508	101002 Other Treasurer's	828.00	0.00	0.00	828.00
7509	101002 Other Treasurer's	33,230.71	0.00	0.00	33,230.71
7511	101002 Other Treasurer's	2,946.00	0.00	0.00	2,946.00
7512	101002 Other Treasurer's	4.36	0.00	0.00	4.36
7682	101002 County Clerk_Do	5,743.00	1,335.00	1,280.00	5,798.00
7691	101002 Sunny Hill Nursin	97,200.00	0.00	0.00	97,200.00
9510	101002 Corporate C Settl	649,767.97	47,641,622.89	48,291,629.43	-238.57

Will County  
Fund Balances June 2024

Fund	MainAccount Name	Opening balance	Debit	Credit	Closing balance
1010	106001 General Fund_Ge	8,943,558.98	0.00	0.00	8,943,558.98
1020	106001 General Fund_So	5,319,108.33	0.00	0.00	5,319,108.33
1030	106001 General Fund_Illi	6,218,601.03	0.00	0.00	6,218,601.03
1050	106001 General Fund_Wr	705,000.00	0.00	0.00	705,000.00
2003	106001 RTA Tax Revenue	17,000,000.00	0.00	0.00	17,000,000.00
2111	106001 County Owned Pz	1,000,000.00	0.00	0.00	1,000,000.00

External Investment Balances

Fund	MainAccount Name	Opening balance	Debit	Credit	Closing balance
1010	112001 General Fund_Ge	671,600.30	0.00	0.00	671,600.30
1020	112001 General Fund_So	640,000.00	0.00	0.00	640,000.00
1030	112001 General Fund_Illi	7,325,000.00	0.00	0.00	7,325,000.00
1040	112001 General Fund_To	0.00	0.00	0.00	0.00
1050	112001 General Fund_Wr	0.00	0.00	0.00	0.00
1060	112001 General Fund_Pa	0.00	0.00	0.00	0.00
2003	112001 RTA Tax Revenue	12,156,528.48	0.00	0.00	12,156,528.48
2101	112001 Tuberculosis Clin	1,487,531.44	0.00	0.00	1,487,531.44
2102	112001 Health Fund-Inve	12,875,000.00	0.00	0.00	12,875,000.00
2106	112001 Highway Fund-Im	5,000,000.00	0.00	0.00	5,000,000.00
2109	112001 Bridge Fund-Inve	1,190,000.00	0.00	0.00	1,190,000.00
2110	112001 Federal Matching	0.00	0.00	0.00	0.00
2111	112001 County Owned Pz	800,000.00	0.00	0.00	800,000.00
2202	112001 Law Library Fund	1,745,000.00	0.00	0.00	1,745,000.00
2203	112001 Probation Service	5,400,000.00	0.00	0.00	5,400,000.00
2204	112001 Child Exchange C	1,300,000.00	0.00	0.00	1,300,000.00
2205	112001 Foreclosure Medi	400,000.00	0.00	0.00	400,000.00
2501	112001 Sheriff's Off Duty	100,000.00	0.00	0.00	100,000.00
2502	112001 Sheriff's Weight S	700,000.00	0.00	0.00	700,000.00
2504	112001 Sheriff's Arrestee	100,000.00	0.00	0.00	100,000.00
7411	112001 Other Treasurer's	200,000.00	0.00	0.00	200,000.00
7450	112001 Other Treasurer's	2,700,000.00	0.00	0.00	2,700,000.00
7505	112001 Other Treasurer's	1,100,000.00	0.00	0.00	1,100,000.00
7509	112001 Other Treasurer's	200,000.00	0.00	0.00	200,000.00
7511	112001 Other Treasurer's	500,000.00	0.00	0.00	500,000.00
7691	112001 Sunny Hill Nursin	100,000.00	0.00	0.00	100,000.00

Will County  
Fund Balances June 2024

Internal Investment Balances

Fund	MainAccount Name	Opening balance	Debit	Credit	Closing balance
1010	111001 General Fund_Ge	12,771,341.34	0.00	0.00	12,771,341.34
1030	111001 General Fund_Illi	0.00	0.00	0.00	0.00
2003	111001 RTA Tax Revenue	0.00	0.00	0.00	0.00
2106	111001 Highway Fund-In\	0.00	0.00	0.00	0.00
9510	111001 Corporate C Settl	0.00	0.00	0.00	0.00