

FILED

2024 AUG 29 PM 3:18

WILL COUNTY CLERK  
WILL COUNTY, MISSOURI

---

---


**TIM BROPHY**  
**WILL COUNTY TREASURER**  
**EX-OFFICIO COUNTY COLLECTOR**  
**MONTHLY REPORT**  
**July 31, 2024**

---

---



**Tim Brophy**  
**Will County Treasurer**  
**Monthly Report**  
**July 31, 2024**



**COMPLIANCE |** This report is prepared for the Will County Board pursuant to Illinois Counties Code regarding the monthly report of investments and deposits (55 ILCS 5-3-11007). The code states that "on the twenty-eighth day of each month, the county treasurer shall publish a report disclosing the investments and deposits of county moneys as of the first day of that month." This report shall be transmitted to each member of the county board, and the report shall be a public record.

Security Sector	Face Amount/Shares	Market Value	Book Value	% of Portfolio	YTM @ Cost	Days To Maturity
Cash	69,519,156.68	69,519,156.68	69,519,156.68	12.35	5.16	1
Certificate Of Deposit	29,952,741.47	29,952,741.47	29,952,741.47	5.32	4.84	187
Corporate	141,586,294.05	139,040,935.61	140,020,854.69	24.87	4.52	526
Local Government Investment Pool	207,970.48	207,970.48	207,970.48	0.04	0.00	1
Money Market	115,117,435.58	115,117,435.58	115,117,435.58	20.44	4.76	1
Municipal	45,535,000.00	43,502,474.65	43,973,640.40	7.81	4.11	955
Mutual Fund	98,205.65	98,205.65	98,216.29	0.02	0.00	0
US Agency	88,864,627.36	85,228,725.56	87,048,017.50	15.46	3.84	5,602
US Treasury	78,368,000.00	76,511,913.11	77,130,429.70	13.70	4.74	232
<b>Total / Average</b>	<b>569,249,431.27</b>	<b>559,179,558.79</b>	<b>563,068,462.79</b>	<b>100.00</b>	<b>4.56</b>	<b>1,114</b>



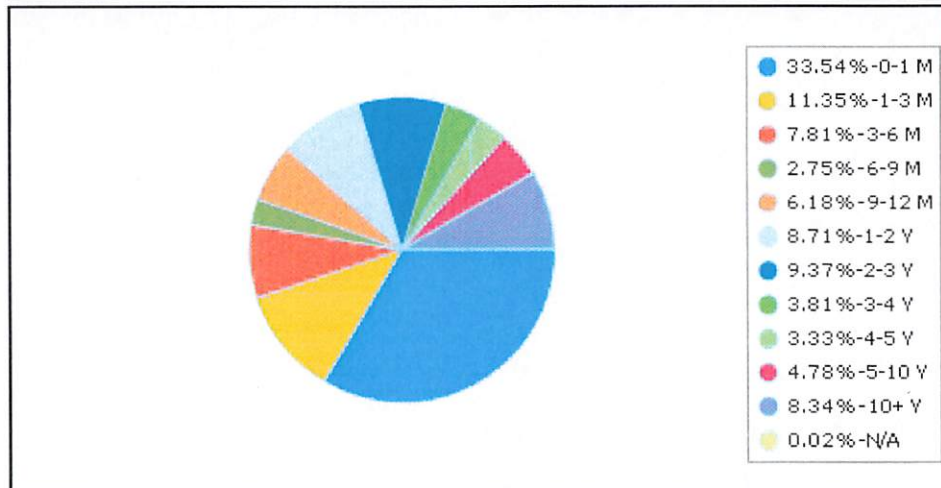
## Will County Distribution by Maturity Range - Market Value All Portfolios

Begin Date: 12/31/2023, End Date: 7/31/2024

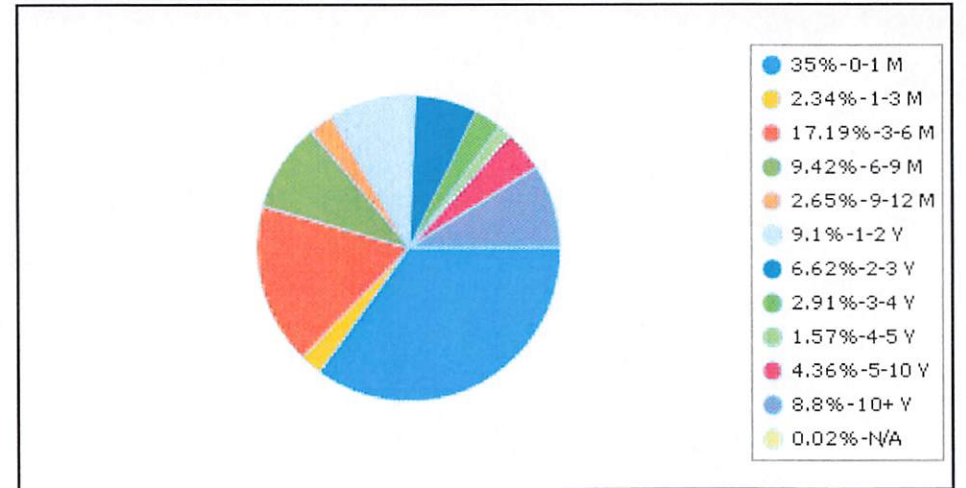
### Maturity Range Allocation

Maturity Range	Market Value 12/31/2023	% of Portfolio 12/31/2023	Market Value 7/31/2024	% of Portfolio 7/31/2024
0-1 Month	166,059,809.30	33.54	195,691,800.46	35.00
1-3 Months	56,179,774.26	11.35	13,111,657.43	2.34
3-6 Months	38,675,050.02	7.81	96,146,107.95	17.19
6-9 Months	13,609,030.75	2.75	52,671,099.80	9.42
9-12 Months	30,621,093.77	6.18	14,840,733.07	2.65
1-2 Years	43,135,477.70	8.71	50,908,949.04	9.10
2-3 Years	46,414,948.22	9.37	37,041,751.56	6.62
3-4 Years	18,880,864.04	3.81	16,265,850.19	2.91
4-5 Years	16,481,134.96	3.33	8,777,704.87	1.57
5-10 Years	23,657,609.88	4.78	24,401,758.26	4.36
10+ Years	41,283,387.74	8.34	49,223,940.51	8.80
N/A	95,472.50	0.02	98,205.65	0.02
<b>Total / Average</b>	<b>495,093,653.14</b>	<b>100.00</b>	<b>559,179,558.79</b>	<b>100.00</b>

### Portfolio Holdings as of 12/31/2023



### Portfolio Holdings as of 7/31/2024



N/A - Externally Managed | UBS Mutual Fund - No Maturity Date



## Will County Distribution by Main Fund - Market Value All Portfolios

Begin Date: 12/31/2023, End Date: 7/31/2024

### Main Fund Allocation

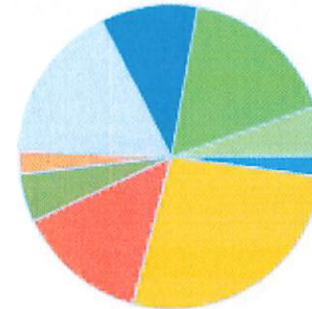
Main Fund	Market Value 12/31/2023	% of Portfolio 12/31/2023	Market Value 7/31/2024	% of Portfolio 7/31/2024
External Manager   Old National Bank	11,634,656.06	2.35	11,891,363.90	2.13
External Manager   Stifel	146,952,226.84	29.68	151,166,114.08	27.03
External Manager   Stifel - ARPA	75,315,463.51	15.21	77,887,160.75	13.93
External Manager   UBS	27,935,057.79	5.64	28,580,073.31	5.11
Internal   ARPA	28,633,547.85	5.78	13,772,575.64	2.46
Internal   Fifth Third Securities	74,395,521.07	15.03	94,577,553.12	16.91
Internal   JPMorgan Securities	48,856,948.63	9.87	57,048,397.77	10.20
Internal   Liquid Assets	50,370,231.39	10.17	94,303,578.75	16.86
Internal   Local CD Investments	31,000,000.00	6.26	29,952,741.47	5.36
<b>Total / Average</b>	<b>495,093,653.14</b>	<b>100.00</b>	<b>559,179,558.79</b>	<b>100.00</b>

### Portfolio Holdings as of 12/31/2023



- 2.35%-External Manag...
- 29.68%-External Mana...
- 15.21%-External Mana...
- 5.64%-External Manag...
- 5.78%-Internal | ARP...
- 15.03%-Internal | Fi...
- 9.87%-Internal | JPM...
- 10.17%-Internal | Li...
- 6.26%-Internal | Loc...

### Portfolio Holdings as of 7/31/2024



- 2.13%-External Manag...
- 27.03%-External Mana...
- 13.93%-External Mana...
- 5.11%-External Manag...
- 2.46%-Internal | ARP...
- 16.91%-Internal | Fi...
- 10.2%-Internal | JPM...
- 16.86%-Internal | Li...
- 5.36%-Internal | Loc...

Will County  
 Portfolio Holdings  
 Investment Portfolio | by Main Fund  
 Report Format: By Transaction  
 Group By: Main Fund  
 Average By: Market Value  
 Portfolio / Report Group: All Portfolios  
 As of 7/31/2024

Description	CUSIP/Ticker	Portfolio Name	Security Sector	YTM @ Cost	Face Amount/Shares	Market Value	Maturity Date	Days To Maturity	% of Portfolio
External Manager   Old National Bank									
Abbott Labs 3.75 11/30/2026-26	002824BF6	External   Old National 6142 (FMW 0334) TC-C	Corporate	4.337	300,000.00	295,335.00	11/30/2026	852	0.05
Old National WM MM	MM6142	External   Old National 6142 (FMW 0334) TC-C	Money Market	5.100	111,815.90	111,815.90	N/A	1	0.02
T-Note 0.25 7/31/2025	91282CAB7	External   Old National 6142 (FMW 0334) TC-C	US Treasury	0.276	500,000.00	478,455.00	7/31/2025	365	0.09
T-Note 0.375 7/31/2027	91282CAD3	External   Old National 6142 (FMW 0334) TC-C	US Treasury	0.460	500,000.00	448,450.00	7/31/2027	1,095	0.08
T-Note 0.5 6/30/2027	91282ZV5	External   Old National 6142 (FMW 0334) TC-C	US Treasury	0.454	500,000.00	451,445.00	6/30/2027	1,064	0.08
T-Note 0.625 7/31/2026	91282CCP4	External   Old National 6142 (FMW 0334) TC-C	US Treasury	1.391	500,000.00	465,500.00	7/31/2026	730	0.08
T-Note 0.625 8/15/2030	91282CAE1	External   Old National 6142 (FMW 0334) TC-C	US Treasury	0.692	500,000.00	411,390.00	8/15/2030	2,206	0.07
T-Note 0.75 3/31/2026	91282CBT7	External   Old National 6142 (FMW 0334) TC-C	US Treasury	0.866	300,000.00	282,582.00	3/31/2026	608	0.05
T-Note 0.75 3/31/2026	91282CBT7	External   Old National 6142 (FMW 0334) TC-C	US Treasury	1.350	200,000.00	188,388.00	3/31/2026	608	0.03
T-Note 0.75 4/30/2026	91282CBW0	External   Old National 6142 (FMW 0334) TC-C	US Treasury	1.375	500,000.00	469,915.00	4/30/2026	638	0.08
T-Note 0.875 6/30/2026	91282CCJ8	External   Old National 6142 (FMW 0334) TC-C	US Treasury	1.385	500,000.00	468,965.00	6/30/2026	699	0.08
T-Note 0.875 9/30/2026	91282CCZ2	External   Old National 6142 (FMW 0334) TC-C	US Treasury	1.409	500,000.00	465,970.00	9/30/2026	791	0.08
T-Note 1.12/15/2024	91282CDN8	External   Old National 6142 (FMW 0334) TC-C	US Treasury	1.072	500,000.00	482,465.00	12/15/2024	137	0.09
T-Note 1.125 10/31/2026	91282CDG3	External   Old National 6142 (FMW 0334) TC-C	US Treasury	1.181	500,000.00	467,325.00	10/31/2026	822	0.08
T-Note 1.125 2/28/2025	91282ZC7	External   Old National 6142 (FMW 0334) TC-C	US Treasury	1.109	500,000.00	488,970.00	2/28/2025	212	0.09
T-Note 1.25 11/30/2026	91282CDK4	External   Old National 6142 (FMW 0334) TC-C	US Treasury	1.410	500,000.00	467,745.00	11/30/2026	852	0.08
T-Note 1.25 12/31/2026	91282CDQ1	External   Old National 6142 (FMW 0334) TC-C	US Treasury	1.419	500,000.00	466,270.00	12/31/2026	883	0.08
T-Note 1.375 8/31/2026	91282YD6	External   Old National 6142 (FMW 0334) TC-C	US Treasury	1.381	500,000.00	471,565.00	8/31/2026	761	0.08
T-Note 4.375 10/31/2024	91282CFG9	External   Old National 6142 (FMW 0334) TC-C	US Treasury	4.928	500,000.00	488,815.00	10/31/2024	92	0.09
T-Note 4.5 11/30/2024	91282CFX4	External   Old National 6142 (FMW 0334) TC-C	US Treasury	5.302	500,000.00	498,850.00	11/30/2024	122	0.09
T-Note 4.625 2/28/2026	91282CKB6	External   Old National 6142 (FMW 0334) TC-C	US Treasury	4.732	400,000.00	401,080.00	2/28/2026	577	0.07
T-Note 4.875 11/30/2025	91282CJL6	External   Old National 6142 (FMW 0334) TC-C	US Treasury	4.962	300,000.00	301,215.00	11/30/2025	487	0.05
T-Note 5 10/31/2025	91282CJE2	External   Old National 6142 (FMW 0334) TC-C	US Treasury	5.082	500,000.00	502,305.00	10/31/2025	457	0.09
T-Note 5 8/31/2025	91282CHV6	External   Old National 6142 (FMW 0334) TC-C	US Treasury	5.038	500,000.00	501,455.00	8/31/2025	396	0.09
T-Note 5 9/30/2025	91282CJB8-6142	External   Old National 6142 (FMW 0334) TC-C	US Treasury	5.142	300,000.00	301,155.00	9/30/2025	426	0.05
Truist Financial 2.5 8/1/2024-24	05531FBH5	External   Old National 6142 (FMW 0334) TC-C	Corporate	2.966	500,000.00	500,000.00	8/1/2024	1	0.09
Walt Disney Company 1.75 8/30/2024-24	254687FK7	External   Old National 6142 (FMW 0334) TC-C	Corporate	1.561	400,000.00	388,696.00	8/30/2024	30	0.07
Wells Fargo 3.3 9/9/2024	949748GA2	External   Old National 6142 (FMW 0334) TC-C	Corporate	4.708	300,000.00	299,157.00	9/9/2024	40	0.05

Description	CUSIP/Ticker	Portfolio Name		Security Sector	YTM @ Cost	Face Amount/Shares	Market Value	Maturity Date	Days To Maturity	% of Portfolio
		External   Old National 6142 (FMW 0334) TC-C 713	TC-C 713							
WestPac 1.019 11/18/2024-24	961214EU3	External   Old National 6142 (FMW 0334) TC-C 713	TC-C 713	Corporate	1.563	300,000.00	296,095.00	11/18/2024	110	0.05
Sub Total / Average External Manager   Old National Bank					2.394	12,411,815.90	11,891,383.90		568	2.13
External Manager   Siftel										
3M Company 2.66 4/15/2025-25	88679YBW2	External   Siftel 8500 (WB 6011) TC-C 713	TC-C 713	Corporate	3.315	2,000,000.00	1,962,560.00	4/15/2025	256	0.35
Amazon Inc 3 4/13/2025-25	023135CE4	External   Siftel 8500 (WB 0356) CC-115	CC-115	Corporate	5.120	2,192,000.00	2,161,202.40	4/13/2025	256	0.39
Bank of New York Mellon Var. Corp 10/25/2024 -24	06408RAV3	External   Siftel 8500 (WB 6011) TC-C 713	TC-C 713	Corporate	5.549	880,000.00	860,025.80	10/25/2024	86	0.15
Bank of New York Mellon Var. Corp 10/25/2024 -24	06408RAV3	External   Siftel 4193 (WB 0356) CC-115	CC-115	Corporate	5.549	500,000.00	500,015.00	10/25/2024	86	0.09
Bankshire Hathway Energy 4.05 4/15/2025-25	094669AT8	External   Siftel 4193 (WB 0356) CC-115	CC-115	Corporate	5.100	3,000,000.00	2,973,060.00	4/15/2025	258	0.53
California Health CA 1.368 6/1/2027-27	13032UXP8	External   Siftel 8500 (WB 6011) TC-C 713	TC-C 713	Municipal	3.971	1,405,000.00	1,287,766.80	6/1/2027	1,035	0.23
California State University 1.69 1/1/2029	13070DMQ2	External   Siftel 8500 (WB 6011) TC-C 713	TC-C 713	Municipal	4.821	1,190,000.00	1,038,846.20	1/1/2029	1,919	0.19
California State Water 1.16 12/1/2027-27	13067MR4	External   Siftel 8500 (WB 6011) TC-C 713	TC-C 713	Municipal	3.480	1,315,000.00	1,186,563.90	12/1/2027	1,218	0.21
California State Water 1.232 12/1/2029	13067VWSZ6	External   Siftel 8500 (WB 6011) TC-C 713	TC-C 713	Municipal	3.824	425,000.00	373,439.00	12/1/2029	1,949	0.07
ChabokLas Peñas CA CC 1.69 8/1/2029-29	15722TJU6	External   Siftel 8500 (WB 6011) TC-C 713	TC-C 713	Municipal	3.726	500,000.00	440,465.00	8/1/2029	1,827	0.08
Cherify USD CA 2.475 8/1/2026	157411TM1	External   Siftel 8500 (WB 6011) TC-C 713	TC-C 713	Municipal	4.405	635,000.00	610,819.20	8/1/2026	731	0.11
Connecticut State 4.138 11/15/2027-27	207743WW1	External   Siftel 8500 (WB 6011) TC-C 713	TC-C 713	Municipal	3.872	1,915,000.00	1,877,236.20	11/15/2027	1,202	0.34
Deltona Florida Utility 1.543 10/1/2029-29	247888DN7	External   Siftel 8500 (WB 6011) TC-C 713	TC-C 713	Municipal	3.870	500,000.00	435,885.00	10/1/2029	1,888	0.08
Exxon Mobil Corp 2.992 3/1/2025-25	30231GBH4	External   Siftel 8500 (WB 6011) TC-C 713	TC-C 713	Corporate	3.313	2,000,000.00	1,972,990.00	3/1/2025	231	0.35
FFCB 1.81 12/1/2031	3133ENFC8	External   Siftel 8500 (WB 6011) TC-C 713	TC-C 713	Corporate	3.812	1,000,000.00	943,580.00	12/1/2031	2,679	0.15
FHLB 2.75 4/21/2025-22	31300ARJ6	External   Siftel 8500 (WB 6011) TC-C 713	TC-C 713	US Agency	3.636	1,000,000.00	984,410.00	4/21/2025	264	0.18
FHLB 4.13 8/28/2025-42	3130ASZD4	External   Siftel 8500 (WB 6011) TC-C 713	TC-C 713	US Agency	4.130	1,000,000.00	992,880.00	8/28/2025	393	0.18
FHLMC 4.375 6/23/2026-25	31344H1V2	External   Siftel 8500 (WB 6011) TC-C 713	TC-C 713	US Agency	4.891	1,700,000.00	1,687,471.00	6/23/2026	692	0.30
FHLMC 4.375 6/23/2026-25	31288QV80	External   Siftel 8500 (WB 6011) TC-C 713	TC-C 713	US Agency	1.810	1,526,782.82	1,421,545.72	1/1/2052	10,015	0.25
FHLMC 4.375 6/15/2024	31328QV80	External   Siftel 4193 (WB 0356) CC-115	CC-115	US Agency	0.266	79,067.12	73,624.18	6/15/2041	6,132	0.01
FHLMC 4.375 6/15/2024	3137AXR88	External   Siftel 8500 (WB 6011) TC-C 713	TC-C 713	US Agency	1.817	137,508.12	128,042.13	6/15/2041	6,132	0.02
FHLMC 4.375 6/15/2024	3137AXR88	External   Siftel 8500 (WB 6011) TC-C 713	TC-C 713	US Agency	2.842	448,258.73	434,585.92	10/15/2045	7,746	0.08
FHLMC 4.375 6/15/2024	3137AXR88	External   Siftel 8500 (WB 6011) TC-C 713	TC-C 713	US Agency	1.172	109,431.31	106,093.43	10/15/2045	7,746	0.02
FHLMC 4.375 6/15/2024	3137AXR88	External   Siftel 8500 (WB 6011) TC-C 713	TC-C 713	US Agency	0.890	673,776.82	662,988.19	2/15/2047	3,486	0.12
FHLMC 4.375 6/15/2024	3132XUKF1	External   Siftel 8500 (WB 6011) TC-C 713	TC-C 713	US Agency	3.500	1,182,910.99	1,090,944.38	11/1/2044	8,493	0.20
FHLMC 4.375 6/15/2024	3137ZAVC8	External   Siftel 4193 (WB 0356) CC-115	CC-115	US Agency	0.252	10,741.61	10,636.60	3/15/2026	592	0.00
FHLMC 4.375 6/15/2024	3137ZAVC8	External   Siftel 8500 (WB 6011) TC-C 713	TC-C 713	US Agency	3.440	1,000,000.00	961,166.00	3/25/2029	1,698	0.17
FHLMC 4.375 6/15/2024	3132XGOK5	External   Siftel 8500 (WB 6011) TC-C 713	TC-C 713	US Agency	3.980	1,000,000.00	967,899.00	9/1/2029	1,858	0.17
FHLMC 4.375 6/15/2024	3132XGOK5	External   Siftel 8500 (WB 6011) TC-C 713	TC-C 713	US Agency	4.340	2,000,000.00	1,975,526.00	8/1/2028	1,462	0.35
FHLMC 4.375 6/15/2024	3132XGOK5	External   Siftel 8500 (WB 6011) TC-C 713	TC-C 713	US Agency	6.000	517,922.14	526,510.22	1/1/2029	1,615	0.09
FHLMC 4.375 6/15/2024	31333M3ZG2	External   Siftel 8500 (WB 6011) TC-C 713	TC-C 713	US Agency	6.410	1,324,370.41	1,338,212.73	11/1/2033	10,685	0.24
FHLMC 4.375 6/15/2024	313732F0	External   Siftel 8500 (WB 6011) TC-C 713	TC-C 713	US Agency	5.679	92,478.53	92,478.67	12/25/2024	147	0.02
FHLMC 4.375 6/15/2024	31428NH83	External   Siftel 8500 (WB 6011) TC-C 713	TC-C 713	US Agency	2.535	1,773,771.88	1,593,100.10	6/1/2052	10,136	0.28
FHLMC 4.375 6/15/2024	31288QXD7	External   Siftel 8500 (WB 6011) TC-C 713	TC-C 713	US Agency	4.927	1,772,565.88	1,796,169.21	6/1/2053	10,532	0.32
FHLMC 4.375 6/15/2024	31337VNB4	External   Siftel 8500 (WB 6011) TC-C 713	TC-C 713	US Agency	5.798	1,696,133.84	1,696,501.50	6/25/2030	2,155	0.30
Florida State Board 1.256 7/1/2025-25	341217AD6	External   Siftel 8500 (WB 6011) TC-C 713	TC-C 713	Municipal	3.415	970,000.00	936,758.10	7/1/2025	335	0.17
FHLMC 4.375 6/15/2024	31366A6Z0	External   Siftel 4193 (WB 0356) CC-115	CC-115	US Agency	0.775	48,655.64	47,079.19	6/25/2027	1,059	0.01
FHLMC 4.375 6/15/2024	31366A6Z0	External   Siftel 8500 (WB 6011) TC-C 713	TC-C 713	US Agency	1.470	261,691.45	237,254.43	6/25/2040	5,808	0.04
FHLMC 4.375 6/15/2024	31400MNB3	External   Siftel 8500 (WB 6011) TC-C 713	TC-C 713	US Agency	1.740	1,640,206.16	1,482,178.86	11/1/2051	9,954	0.27
FHLMC 4.375 6/15/2024	31366AKS6	External   Siftel 4193 (WB 0356) CC-115	CC-115	US Agency	0.590	186,945.20	172,902.81	10/25/2041	6,295	0.03
FHLMC 4.375 6/15/2024	31366AKS6	External   Siftel 8500 (WB 6011) TC-C 713	TC-C 713	US Agency	1.220	247,140.48	228,088.79	6/25/2044	7,269	0.04
FHLMC 4.375 6/15/2024	3140XKQ52	External   Siftel 8500 (WB 6011) TC-C 713	TC-C 713	US Agency	2.890	2,361,499.03	2,186,389.15	2/1/2035	3,837	0.39
FHLMC 4.375 6/15/2024	3140XKQ52	External   Siftel 8500 (WB 6011) TC-C 713	TC-C 713	US Agency	3.160	2,359,529.04	2,236,274.32	1/1/2036	4,171	0.40
FHLMC 4.375 6/15/2024	3138ENZ56	External   Siftel 8500 (WB 6011) TC-C 713	TC-C 713	US Agency	3.030	1,919,387.88	1,847,518.24	1/1/2029	915	0.33
FHLMC 4.375 6/15/2024	3138ENZ56	External   Siftel 8500 (WB 6011) TC-C 713	TC-C 713	US Agency	4.040	736,802.07	718,433.60	12/1/2029	1,949	0.13
FHLMC 4.375 6/15/2024	3140NFC1	External   Siftel 8500 (WB 6011) TC-C 713	TC-C 713	US Agency	0.000	2,339,805.53	2,243,882.48	12/25/2046	8,182	0.40
FHLMC 4.375 6/15/2024	3140NFC1	External   Siftel 8500 (WB 6011) TC-C 713	TC-C 713	US Agency	3.990	1,671,989.36	1,620,632.53	1/1/2033	10,381	0.29
FHLMC 4.375 6/15/2024	31368NS64	External   Siftel 8500 (WB 6011) TC-C 713	TC-C 713	US Agency	4.000	1,574,448.28	1,485,565.29	10/25/2033	3,373	0.27
FHLMC 4.375 6/15/2024	3140XKRB4	External   Siftel 8500 (WB 6011) TC-C 713	TC-C 713	US Agency	4.000	1,845,207.92	1,755,097.19	6/1/2043	6,879	0.31
FHLMC 4.375 6/15/2024	3140XKMB7	External   Siftel 8500 (WB 6011) TC-C 713	TC-C 713	US Agency	4.500	1,827,734.04	1,782,393.44	6/1/2043	6,879	0.32
FHLMC 4.375 6/15/2024	3140LKBM4	External   Siftel 8500 (WB 6011) TC-C 713	TC-C 713	US Agency	4.680	1,800,000.00	1,803,754.80	4/1/2028	1,340	0.32
FHLMC 4.375 6/15/2024	3140LLUF6	External   Siftel 8500 (WB 6011) TC-C 713	TC-C 713	US Agency	4.815	2,100,000.00	2,119,328.40	9/1/2028	1,493	0.38

	Description	CUSIP/Ticker	Portfolio Name	Security Sector	YTM @ Cost	Face Amount/Shares	Market Value	Maturity Date	Days To Maturity	% of Portfolio
	FNMA MBS 5.249 3/1/2053	3140JB5T9	External   Siftel 8500 (WB 6011) TC-C 713	US Agency	5.220	1,580,083.24	1,583,145.44	3/1/2053	10,440	0.28
	FNMA MBS 6.111/1/2043	3140XKX46	External   Siftel 8500 (WB 6011) TC-C 713	US Agency	6.000	1,735,071.56	1,757,500.83	11/1/2043	7,032	0.31
	FNMA MBS 6.47 9/25/2053	3136BD0Y45	External   Siftel 8500 (WB 6011) TC-C 713	US Agency	6.480	1,715,395.96	1,719,494.03	9/25/2053	10,648	0.31
	FNMA MBS Var. FNMA 4/25/2048	3136B11V05	External   Siftel 8500 (WB 6011) TC-C 713	US Agency	5.734	1,340,368.84	1,304,684.19	4/25/2048	8,669	0.23
	FNMA MBS Var. FNMA 7/25/2049	3136B45M4	External   Siftel 8500 (WB 6011) TC-C 713	US Agency	5.849	1,652,009.90	1,627,705.51	7/25/2049	9,125	0.29
	FNMA MBS Var. FNMA 9/25/2061	3136B6GXV2	External   Siftel 8500 (WB 6011) TC-C 713	US Agency	5.535	753,510.23	755,610.93	9/25/2061	13,570	0.14
	FNMA Var. FNMA 2/25/2027	3136B9XY2	External   Siftel 4193 (WB 0356) CC-115	US Agency	5.335	184,393.75	184,907.82	9/25/2061	13,570	0.03
	FNMA Var. FNMA 7/1/2053	3136AMKR9	External   Siftel 8500 (WB 6011) TC-C 713	US Agency	2.815	831,765.81	799,164.72	2/25/2027	939	0.14
	FRESB MBS Var. Corp 2/25/2039	3140CBL7	External   Siftel 8500 (WB 6011) TC-C 713	US Agency	5.161	1,858,784.50	1,846,338.07	7/1/2053	10,562	0.33
	FRESB MBS Var. Corp 2/25/2039	3029BBAE3	External   Siftel 4193 (WB 0356) CC-115	Corporate	5.393	64,212.53	64,066.32	2/25/2039	5,322	0.01
	FRESB MBS Var. Corp 2/25/2039	3029BBAE3	External   Siftel 4193 (WB 0356) CC-115	Corporate	5.393	134,247.11	133,941.43	2/25/2039	5,322	0.02
	FRESB MBS Var. Corp 2/25/2039	3029BBAE3	External   Siftel 4193 (WB 0356) CC-115	Corporate	5.393	77,821.61	77,644.41	2/25/2039	5,322	0.01
	FRESB MBS Var. Corp 3/25/2037	3029SVAB2	External   Siftel 4193 (WB 0356) CC-115	Corporate	6.138	153,081.67	151,516.10	3/25/2037	4,620	0.03
	FRESB MBS Var. Corp 5/25/2039	3029QLAB7	External   Siftel 4193 (WB 0356) CC-115	Corporate	4.395	80,245.08	79,461.94	5/25/2039	5,411	0.01
	FRESB MBS Var. Corp 7/25/2038	3029PFAF0	External   Siftel 4193 (WB 0356) CC-115	Corporate	5.533	141,327.53	140,794.00	7/25/2038	5,107	0.03
	FRESB MBS Var. Corp 8/25/2039	3029WAE7	External   Siftel 4193 (WB 0356) CC-115	Corporate	2.390	64,241.91	63,170.99	8/25/2039	5,503	0.01
	FRESB MBS Var. Corp 8/25/2039	3029WAE7	External   Siftel 4193 (WB 0356) CC-115	Corporate	2.390	435,116.61	427,863.16	8/25/2039	5,503	0.08
	Gavilan Community College CA 1.311 8/1/2026	368079KE8	External   Siftel 8500 (WB 6011) TC-C 713	Municipal	3.769	1,110,000.00	1,043,078.10	8/1/2026	731	0.19
	GNMA MBS 1.1/20/2050	38383AUP7	External   Siftel 8500 (WB 6011) TC-C 713	US Agency	2.840	1,025,622.73	792,854.57	1/20/2050	9,304	0.14
	GNMA MBS 1.25 9/16/2027	38378HXH4	External   Siftel 4193 (WB 0356) CC-115	US Agency	0.725	35,501.25	35,280.30	9/16/2027	1,142	0.01
	GNMA MBS 2.8/20/2025	38375GQ47	External   Siftel 4193 (WB 0356) CC-115	US Agency	1.960	20,415.60	20,131.69	8/20/2025	385	0.00
	GNMA MBS 2.4 9/16/2050	38379JUF0	External   Siftel 8500 (WB 6011) TC-C 713	US Agency	1.560	229,971.67	205,324.45	9/16/2050	9,543	0.04
	GNMA MBS 2.65 8/16/2054	38376XUC3	External   Siftel 4193 (WB 0356) CC-115	US Agency	2.950	24,752.99	24,371.47	8/16/2054	10,973	0.00
	GNMA MBS 3.8/20/2050	3622AB728	External   Siftel 8500 (WB 6011) TC-C 713	US Agency	3.020	2,209,611.81	2,079,976.09	4/20/2050	9,394	0.37
	GNMA MBS 4.5 2/20/2048	38383LLS7	External   Siftel 8500 (WB 6011) TC-C 713	US Agency	4.580	998,298.02	981,687.34	2/20/2048	8,604	0.18
	GNMA MBS 5.4/20/2052	38383WWD4	External   Siftel 8500 (WB 6011) TC-C 713	US Agency	5.080	1,424,706.76	1,418,248.55	1/20/2052	10,034	0.25
	GNMA MBS 5.5 3/20/2048	36173XX50	External   Siftel 8500 (WB 6011) TC-C 713	US Agency	5.030	1,741,578.87	1,717,174.12	4/20/2048	10,490	0.31
	GNMA MBS 5.5 3/20/2048	38394AR21	External   Siftel 8500 (WB 6011) TC-C 713	US Agency	5.650	1,088,462.06	1,114,884.47	3/20/2048	8,633	0.20
	GNMA MBS Var. GNMA 12/16/2047	38378NS02	External   Siftel 8500 (WB 6011) TC-C 713	US Agency	2.750	118,956.76	110,655.70	12/16/2047	8,538	0.02
	GNMA MBS Var. GNMA 2/20/2041	38379WMT4	External   Siftel 4193 (WB 0356) CC-115	US Agency	4.077	207,848.47	206,820.70	2/20/2041	6,048	0.04
	GNMA MBS Var. GNMA 2/20/2053	3622ACFD7	External   Siftel 8500 (WB 6011) TC-C 713	US Agency	5.268	1,480,121.29	1,497,051.66	2/20/2053	10,431	0.27
	GNMA MBS Var. GNMA 6/20/2053	3622ACNG1	External   Siftel 8500 (WB 6011) TC-C 713	US Agency	4.711	1,965,084.14	1,943,902.49	6/20/2053	10,551	0.35
	Grossmont-Cuyamaca CC CA 1.934 8/1/2029-29	399287HK2	External   Siftel 8500 (WB 6011) TC-C 713	Municipal	4.230	1,630,000.00	1,460,431.10	8/1/2029	1,827	0.26
	Harris County TX 2.363 11/15/2026-26	414008CP5	External   Siftel 8500 (WB 6011) TC-C 713	Municipal	3.878	1,250,000.00	1,181,212.50	11/15/2026	837	0.21
	Harris County TX 2.759 5/15/2028-28	414009UL0	External   Siftel 8500 (WB 6011) TC-C 713	Municipal	3.968	1,500,000.00	1,409,730.00	5/15/2028	1,384	0.25
	Hotel Corporation 3.4 3/25/2025-25	458140BP4	External   Siftel 4193 (WB 0356) CC-115	Corporate	4.850	3,000,000.00	2,963,100.00	3/25/2025	237	0.53
	John Deere Capital Var. Corp 10/11/2024	2442ZEVV8	External   Siftel 8500 (WB 6011) TC-C 713	Corporate	5.556	775,131.75	775,131.75	10/11/2024	72	0.14
	John Deere Capital Var. Corp 10/11/2024	2442ZEVV8	External   Siftel 4193 (WB 0356) CC-115	Corporate	5.556	190,000.00	190,032.30	10/11/2024	72	0.03
	Kenvue Inc 5.5 3/22/2025-25	529063PA1	External   Siftel 8500 (WB 6011) TC-C 713	Corporate	5.073	2,900,000.00	2,903,480.00	3/22/2025	234	0.52
	Lexington County ISD SC 4.7 2/1/2025-25	56042JRJ94	External   Siftel 8500 (WB 6011) TC-C 713	Municipal	4.277	2,500,000.00	2,494,025.00	2/1/2025	185	0.45
	Maine Health & Higher Education 2.185 7/1/2030	57654RCP9	External   Siftel 8500 (WB 6011) TC-C 713	Municipal	4.792	920,000.00	813,767.60	7/1/2030	2,161	0.15
	Massachusetts Education Authority 3.272 7/1/2026	57654RCP9	External   Siftel 8500 (WB 6011) TC-C 713	Municipal	4.832	650,000.00	633,152.60	7/1/2026	700	0.11
	Massachusetts Education Authority 4.078 7/1/2027-2	57654RCP3	External   Siftel 8500 (WB 6011) TC-C 713	Municipal	3.832	840,000.00	829,113.60	7/1/2027	1,065	0.15
	McLean & Woodford County IL 3.25 2/1/2025	581850CH0	External   Siftel 8500 (WB 6011) TC-C 713	Municipal	4.304	1,950,000.00	1,933,444.50	2/1/2025	185	0.35
	Morgan Stanley Bank 3.875 12/7/2026-25	61748BDZ6	External   Siftel 8500 (WB 6011) TC-C 713	Corporate	4.377	2,000,000.00	1,967,560.00	12/7/2026	545	0.35
	Mount San Antonio CC CA 2.339 8/1/2027	623040KN1	External   Siftel 8500 (WB 6011) TC-C 713	Municipal	3.777	1,115,000.00	1,048,557.15	8/1/2027	1,096	0.19
	New York City NY 2.94 8/1/2026-26	64871XSC7	External   Siftel 8500 (WB 6011) TC-C 713	Municipal	3.473	1,325,000.00	1,282,494.00	8/1/2026	731	0.23
	New York City NY 3.7 5/1/2027-27	64871XDV1	External   Siftel 8500 (WB 6011) TC-C 713	Municipal	3.630	2,300,000.00	2,251,424.00	5/1/2027	1,004	0.40
	New York NY 2.94 8/1/2026-26	64871XSM6	External   Siftel 8500 (WB 6011) TC-C 713	Municipal	3.575	220,000.00	213,397.80	8/1/2026	731	0.04
	Priceline   Booking Holdings Inc 3.65 3/15/2025-24	741503AM6	External   Siftel 4193 (WB 0356) CC-115	Corporate	5.081	3,000,000.00	2,969,940.00	3/15/2025	227	0.53
	Rancho Santiago CA CC 0.956 9/1/2026	752167HK7	External   Siftel 8500 (WB 6011) TC-C 713	Municipal	3.425	1,000,000.00	930,560.00	9/1/2026	762	0.17
	Redondo Beach CA 1.76 8/1/2031-30	757710UF3	External   Siftel 8500 (WB 6011) TC-C 713	Municipal	4.691	1,300,000.00	1,081,509.00	8/1/2031	2,557	0.19
	San Francisco CA 1.102 3/1/2027	797686EP3	External   Siftel 8500 (WB 6011) TC-C 713	Municipal	3.998	1,725,000.00	1,587,189.75	3/1/2027	943	0.28
	SBA MBS 1.56 9/1/2046	83162CL92	External   Siftel 8500 (WB 6011) TC-C 713	US Agency	2.691	2,199,999.62	1,793,285.68	9/1/2046	8,067	0.32
	SBA MBS 3.82 5/1/2042	83162CP49	External   Siftel 8500 (WB 6011) TC-C 713	US Agency	4.080	1,016,166.56	962,025.21	5/1/2042	6,483	0.17

Description	CUSIP/Ticker	Portfolio Name	Security Sector	YTM @ Cost	Face Amount/Shares	Market Value	Maturity Date	Days To Maturity	% of Portfolio
SBA MBS 5.035 3/1/2034	831641FX8	External   Stifel 8500 (WB 6011) TC-C 713	US Agency	5.120	1,700,000.00	1,722,355.00	3/1/2034	3,500	0.31
SBA MBS 5.688 9/1/2033	831641FW0	External   Stifel 8500 (WB 6011) TC-C 713	US Agency	5.754	1,562,466.75	1,626,981.00	9/1/2033	3,319	0.29
Soquel Creek County CA 1.036 3/1/2026-26	835818JP1	External   Stifel 8500 (WB 6011) TC-C 713	Municipal	3.785	915,000.00	864,171.75	3/1/2026	578	0.15
St Louis School District MO 4.7 4/1/2028	791697CJ2	External   Stifel 8500 (WB 6011) TC-C 713	Municipal	4.667	950,000.00	960,402.50	4/1/2028	1,340	0.17
State Public Schools PA 5.426 9/15/2026	85732PCD0	External   Stifel 8500 (WB 6011) TC-C 713	Municipal	4.674	1,000,000.00	1,008,470.00	9/15/2026	776	0.18
Stifel   Corporate Class C MM	MM4193	External   Stifel 4193 (WB 0356) CC-115	Money Market	5.180	353,046.02	353,046.02	N/A	1	0.06
Stifel   CUSIP 38382U6G1 Cash	CASH8500A	External   Stifel 8500 (WB 6011) TC-C 713	Cash	0.000	324,494.74	324,494.74	N/A	1	0.06
Stifel   Treasurer Class C MM	MM8500	External   Stifel 8500 (WB 6011) TC-C 713	Money Market	5.180	1,910,626.20	1,910,626.20	N/A	1	0.34
Texas Instruments Inc 2.25 9/4/2029-29	882508BG8	External   Stifel 8500 (WB 6011) TC-C 713	Corporate	3.913	2,000,000.00	1,801,800.00	9/4/2029	1,861	0.32
Toyota Motor Credit 4.625 1/12/2028-23	89236TKQ7	External   Stifel 8500 (WB 6011) TC-C 713	Corporate	4.196	2,000,000.00	2,004,480.00	1/12/2028	1,260	0.36
Toyota Motor Credit 4.8 1/10/2025	89236TKN4	External   Stifel 4193 (WB 0356) CC-115	Corporate	4.950	3,000,000.00	2,993,670.00	1/10/2025	163	0.54
Triborough B&T NY 4.284 11/15/2024-24	89602NU44	External   Stifel 8500 (WB 6011) TC-C 713	Municipal	3.601	3,000,000.00	2,990,730.00	11/15/2024	107	0.53
Truist Financial 1.5 3/10/2025-25	89788JAA7	External   Stifel 8500 (WB 6011) TC-C 713	Corporate	3.510	2,000,000.00	1,951,900.00	3/10/2025	222	0.35
Truist Financial 1.5 3/10/2025-25	89788JAA7	External   Stifel 4193 (WB 0356) CC-115	Corporate	5.162	1,725,000.00	1,683,513.75	3/10/2025	222	0.30
University of California 0.883 5/15/2025-25	91412HGE7	External   Stifel 4193 (WB 0356) CC-115	Municipal	5.250	1,300,000.00	1,259,466.00	5/15/2025	288	0.23
US Bank National 2.8 1/27/2025-24	90331HMS9	External   Stifel 4193 (WB 0356) CC-115	Corporate	5.013	3,000,000.00	2,962,050.00	1/27/2025	180	0.53
Walt Disney 3.35 3/24/2025-25	254687FN1	External   Stifel 4193 (WB 0356) CC-115	Corporate	5.112	1,000,000.00	988,180.00	3/24/2025	236	0.18
Walt Disney 3.35 3/24/2025-25	254687FN1	External   Stifel 4193 (WB 0356) CC-115	Corporate	5.112	2,000,000.00	1,976,360.00	3/24/2025	236	0.35
Yucaipa Valley CA Water 2.45 9/1/2028-28	98840BBE2	External   Stifel 8500 (WB 6011) TC-C 713	Municipal	3.896	2,195,000.00	2,039,286.70	9/1/2028	1,493	0.36
<b>Sub Total / Average External Manager   Stifel</b>				<b>4.219</b>	<b>156,303,088.37</b>	<b>151,166,114.08</b>		<b>3,437</b>	<b>27.03</b>
<b>External Manager   Stifel - ARPA</b>									
Stifel   ARPA Cash	CASH7658	External   Stifel 7658 (WB 0349) ARPA	Cash	5.180	69,194,661.94	69,194,661.94	N/A	1	12.37
Stifel   ARPA MM	MM7658	External   Stifel 7658 (WB 0349) ARPA	Money Market	3.200	8,692,498.81	8,692,498.81	N/A	1	1.55
<b>Sub Total / Average External Manager   Stifel - ARPA</b>				<b>4.959</b>	<b>77,887,160.75</b>	<b>77,887,160.75</b>		<b>1</b>	<b>13.93</b>
<b>External Manager   UBS</b>									
Anheuser-Bush Inc 4 4/13/2028-28	035240AL4	External   UBS 2916 CC-115	Corporate	4.874	250,000.00	245,827.50	4/13/2028	1,352	0.04
Anheuser-Bush Inc 4 4/13/2028-28	035240AL4	External   UBS 2916 CC-115	Corporate	4.876	250,000.00	245,827.50	4/13/2028	1,352	0.04
Baker Hughes 3.337 12/15/2027-27	05723KAE0	External   UBS 2916 CC-115	Corporate	2.630	450,000.00	431,095.50	12/15/2027	1,232	0.08
Baker Hughes 3.337 12/15/2027-27	05723KAE0	External   UBS 2916 CC-115	Corporate	1.954	6,000.00	5,747.94	12/15/2027	1,232	0.00
Bank of New York 2.8 5/4/2026	06406FAC7	External   UBS 2916 CC-115	Corporate	2.358	535,000.00	516,927.70	5/4/2026	642	0.09
Bank of New York 2.8 5/4/2026	06406FAC7	External   UBS 2916 CC-115	Corporate	3.422	35,000.00	33,817.70	5/4/2026	642	0.01
Bank of New York 2.8 5/4/2026	06406FAC7	External   UBS 2916 CC-115	Corporate	4.328	375,000.00	362,332.50	5/4/2026	642	0.06
Bank of New York Mellon 3.4 1/29/2028-27	06406RAF4	External   UBS 2916 CC-115	Corporate	4.990	298,000.00	286,130.66	1/29/2028	1,277	0.05
BlackRock Inc 2.1 2/25/2032-31	09247XAS0	External   UBS 2916 CC-115	Corporate	2.591	100,000.00	83,253.00	2/25/2032	2,765	0.01
Charles Schwab 2 3/20/2028-28	808513BP9	External   UBS 2916 CC-115	Corporate	4.919	475,000.00	431,960.25	3/20/2028	1,328	0.08
Charles Schwab 2 3/20/2028-28	808513BP9	External   UBS 2916 CC-115	Corporate	4.959	500,000.00	454,695.00	3/20/2028	1,328	0.08
Charles Schwab 2 3/20/2028-28	808513BP9	External   UBS 2916 CC-115	Corporate	4.968	54,000.00	49,107.06	3/20/2028	1,328	0.01
Charles Schwab 2.9 3/3/2032-31	808513CA1	External   UBS 2916 CC-115	Corporate	4.264	700,000.00	607,341.00	3/3/2032	2,772	0.11
CME Group 3 3/15/2025-24	12572QAG0	External   UBS 2916 CC-115	Corporate	2.901	300,000.00	296,205.00	3/15/2025	227	0.05
CME Group 3 3/15/2025-24	12572QAG0	External   UBS 2916 CC-115	Corporate	2.846	400,000.00	394,940.00	3/15/2025	227	0.07
CME Group 3 3/15/2025-24	12572QAG0	External   UBS 2916 CC-115	Corporate	2.849	239,000.00	235,976.65	3/15/2025	227	0.04
Coca Cola 2.25 1/5/2032-22	191216DP2	External   UBS 2916 CC-115	Corporate	2.424	515,000.00	442,611.60	1/5/2032	2,714	0.08
Comcast 3.375 8/15/2025-25	20030NBNO	External   UBS 2916 CC-115	Corporate	1.331	122,000.00	119,989.44	8/15/2025	380	0.02
Comcast Corp 1.95 1/15/2031-30	20030NDM0	External   UBS 2916 CC-115	Corporate	4.079	280,000.00	235,765.60	1/15/2031	2,359	0.04
Federal Realty 3.2 6/15/2029-29	313747AZ0	External   UBS 2916 CC-115	Corporate	2.326	200,000.00	184,028.00	6/15/2029	1,780	0.03
FFCB 1.14 8/20/2029-21	3133EL4P6	External   UBS 2916 CC-115	US Agency	1.155	250,000.00	215,070.00	8/20/2029	1,846	0.04
FFCB 1.15 6/24/2030-25	3133ELN42	External   UBS 2916 CC-115	US Agency	1.177	600,000.00	500,994.00	6/24/2030	2,154	0.09
FFCB 1.68 4/29/2030-21	3133ELXP4	External   UBS 2916 CC-115	US Agency	1.680	1,000,000.00	866,940.00	4/29/2030	2,098	0.16
FFCB 1.68 4/29/2030-21	3133ELXP4	External   UBS 2916 CC-115	US Agency	1.685	850,000.00	736,899.00	4/29/2030	2,098	0.13
FFCB 1.68 4/29/2030-21	3133ELXP4	External   UBS 2916 CC-115	US Agency	1.639	32,000.00	27,742.08	4/29/2030	2,098	0.00
FFCB 2.02 7/2/2040-21	3133ELR22	External   UBS 2916 CC-115	US Agency	2.017	500,000.00	337,945.00	7/2/2040	5,815	0.06
FFCB 2.05 1/23/2029	3133ELJR6	External   UBS 2916 CC-115	US Agency	1.002	425,000.00	389,703.75	1/23/2029	1,637	0.07
FFCB 2.06 2/5/2032	3133ELLV4	External   UBS 2916 CC-115	US Agency	0.955	360,000.00	308,329.20	2/5/2032	2,745	0.06
FFCB 2.4 9/1/2026	3133EHVV1	External   UBS 2916 CC-115	US Agency	1.643	230,000.00	221,078.30	9/1/2026	762	0.04
FFCB 2.86 4/24/2028	3133EKJD9	External   UBS 2916 CC-115	US Agency	0.844	200,000.00	191,412.00	4/24/2028	1,363	0.03

	Description	CUSIP/Ticker	Portfolio Name	Security Sector	YTM @ Cost	Face Amount/Shares	Market Value	Maturity Date	Days To Maturity	% of Portfolio
FHLB 0.5 3/1/2025-21		3130ALDZ4	External   UBS 2916 CC-115	US Agency	0.544	710,000.00	691,099.80	3/10/2025	222	0.12
FHLB 0.6 7/28/2026-22		3130AKNS1	External   UBS 2916 CC-115	US Agency	0.600	1,100,000.00	1,019,667.00	7/28/2026	727	0.18
FHLB 1.22 9/14/2029-21		3130AK3W4	External   UBS 2916 CC-115	US Agency	1.220	65,000.00	55,781.70	9/14/2029	1,871	0.01
FHLMIC 1.02 10/27/2028-21		3134GWYU4	External   UBS 2916 CC-115	US Agency	1.030	210,000.00	184,245.60	10/27/2028	1,549	0.03
FHLMIC 1.3 10/14/2031		3134GWHY3	External   UBS 2916 CC-115	US Agency	1.320	400,000.00	322,564.00	10/14/2031	2,631	0.06
FHLMIC 1.375 7/15/2030-21		3134GV5A2	External   UBS 2916 CC-115	US Agency	1.375	850,000.00	718,539.00	7/15/2030	2,175	0.13
FHLMIC 1.45 9/12/2032-21		3134GWF43	External   UBS 2916 CC-115	US Agency	1.468	500,000.00	397,415.00	9/12/2032	2,954	0.07
FNMAA 0.75 9/30/2027-22		3136G44D2	External   UBS 2916 CC-115	US Agency	0.750	435,000.00	389,059.65	9/30/2027	1,156	0.07
Hawaii State 3 5/1/2026		419792FR0	External   UBS 2916 CC-115	Municipal	2.160	235,000.00	234,574.65	5/1/2026	639	0.04
IBM 3.3 1/27/2027-26		459200UR3	External   UBS 2916 CC-115	Corporate	1.398	450,000.00	436,288.50	1/27/2027	910	0.08
Intel Corp 3.7 7/29/2025-25		458140AS9	External   UBS 2916 CC-115	Corporate	0.951	250,000.00	246,385.00	7/29/2025	363	0.04
John Deere 1.75 3/9/2027		24422EVF3	External   UBS 2916 CC-115	Corporate	1.589	350,000.00	325,692.50	3/9/2027	951	0.06
Johnson & Johnson 4.375 12/6/2033-33		478160BJ2	External   UBS 2916 CC-115	Corporate	3.887	360,000.00	361,548.00	12/5/2033	3,414	0.06
JPMorgan 3.125 1/23/2025-24		46622SHK3	External   UBS 2916 CC-115	Corporate	2.695	850,000.00	840,888.00	1/23/2025	176	0.15
JPMorgan Chase 3.3 4/1/2026-26		46625HQW3	External   UBS 2916 CC-115	Corporate	1.176	850,000.00	829,158.00	4/1/2026	609	0.15
Kimberly Clark Corp 2.75 2/15/2026		494368BU6	External   UBS 2916 CC-115	Corporate	2.713	260,000.00	252,400.20	2/15/2026	564	0.05
Kimberly Clark Corp 2.75 2/15/2026		494368BU6	External   UBS 2916 CC-115	Corporate	2.934	100,000.00	97,077.00	2/15/2026	564	0.02
Kimberly Clark Corp 2.75 2/15/2026		494368BU6	External   UBS 2916 CC-115	Corporate	2.934	100,000.00	97,077.00	2/15/2026	564	0.02
Metrick & Company 1.7 6/10/2027-27		58933YBC8	External   UBS 2916 CC-115	Corporate	4.832	500,000.00	463,035.00	6/10/2027	1,044	0.08
Metrick & Company Inc 6.4 3/1/2028-98		589331AD9	External   UBS 2916 CC-115	Corporate	1.844	105,000.00	111,177.15	3/1/2028	1,509	0.02
Metrick & Company Inc 6.4 3/1/2028-98		589331AD9	External   UBS 2916 CC-115	Corporate	4.782	96,000.00	101,647.88	3/1/2028	1,309	0.02
MetLife Inc 3.6 11/13/2025-25		59159RBD0	External   UBS 2916 CC-115	Corporate	2.971	500,000.00	491,820.00	11/13/2025	470	0.09
Microsoft Corp 3.125 11/3/2025-25		594918BJ2	External   UBS 2916 CC-115	Corporate	2.745	889,000.00	871,948.98	11/3/2025	460	0.16
Microsoft Corp 2.7 2/12/2025-24		594918BB9	External   UBS 2916 CC-115	Corporate	2.303	500,000.00	494,380.00	2/12/2025	196	0.09
Oracle Corporation 2.65 7/15/2026-26		68289XBW6	External   UBS 2916 CC-115	Corporate	2.539	450,000.00	431,055.00	7/15/2026	714	0.08
PayPal Holdings Inc 2.85 10/1/2028-29		70450VAE3	External   UBS 2916 CC-115	Corporate	2.772	200,000.00	182,912.00	10/1/2029	1,888	0.03
PayPal Holdings Inc 2.85 10/1/2028-29		70450VAE3	External   UBS 2916 CC-115	Corporate	4.948	117,000.00	107,003.52	10/1/2029	1,888	0.02
Pepco Inc 3 10/15/2027-27		713448DY1	External   UBS 2916 CC-115	Corporate	2.743	100,000.00	95,837.00	10/15/2027	1,171	0.02
Pepco Inc 3 10/15/2027-27		713448DY1	External   UBS 2916 CC-115	Corporate	3.097	130,000.00	124,588.10	10/15/2027	1,171	0.02
Pepco Inc 3 10/15/2027-27		713448DY1	External   UBS 2916 CC-115	Corporate	3.311	200,000.00	191,674.00	10/15/2027	1,171	0.03
Pepco Inc 3 10/15/2027-27		713448DY1	External   UBS 2916 CC-115	Corporate	4.793	225,000.00	215,633.25	10/15/2027	1,171	0.04
Pepco Inc 3 10/15/2027-27		713448DY1	External   UBS 2916 CC-115	Corporate	3.838	200,000.00	191,674.00	10/15/2027	1,171	0.03
Pepco Inc 3 10/15/2027-27		713448DY1	External   UBS 2916 CC-115	Corporate	5.232	600,000.00	596,118.00	5/19/2033	3,214	0.11
Pfizer Enterprises 4.75 5/19/2033-33		716973AE2	External   UBS 2916 CC-115	Corporate	4.807	850,000.00	799,059.50	8/15/2029	1,841	0.14
Phillip Morris International 3.375 8/15/2029-29		718172CJ6	External   UBS 2916 CC-115	Corporate	2.591	500,000.00	472,540.00	4/23/2029	1,727	0.08
PNC Financial Services 3.45 4/23/2029-29		693475AW5	External   UBS 2916 CC-115	Corporate	4.733	500,000.00	447,310.00	9/13/2029	1,870	0.08
Simon Property Group 2.45 9/13/2029-29		828807DF1	External   UBS 2916 CC-115	Corporate	2.352	500,000.00	449,030.00	1/24/2030	2,003	0.08
State Street 2.4 1/24/2030		857477BG7	External   UBS 2916 CC-115	Corporate	4.318	38,000.00	34,126.28	1/24/2030	2,003	0.01
State Street 2.4 1/24/2030		857477BG7	External   UBS 2916 CC-115	Corporate	4.225	250,000.00	224,515.00	1/24/2030	2,003	0.04
Texas Instruments Inc 4.6 2/15/2028		882508BV5	External   UBS 2916 CC-115	Corporate	4.595	625,000.00	627,687.50	2/15/2028	1,294	0.11
Texas Instruments Inc 4.6 2/15/2028		882508BV5	External   UBS 2916 CC-115	Corporate	4.879	15,000.00	15,064.50	2/15/2028	1,294	0.00
T-Note 1.25 12/31/2026		91282CDD1-2	External   UBS 2916 CC-115	US Treasury	4.840	335,000.00	312,400.90	12/31/2026	883	0.06
T-Note 1.5 2/15/2025		91282CDD1	External   UBS 2916 CC-115	US Treasury	5.120	195,000.00	192,266.20	2/15/2025	199	0.03
T-Note 1.5 2/15/2025		91282CDD1	External   UBS 2916 CC-115	US Treasury	4.738	20,000.00	19,619.00	2/15/2025	199	0.00
T-Note 2.125 9/30/2024		9128282Y5	External   UBS 2916 CC-115	US Treasury	3.995	575,000.00	571,900.75	9/30/2024	61	0.10
T-Note 2.125 9/30/2024		9128282Y5	External   UBS 2916 CC-115	US Treasury	5.435	24,000.00	23,870.64	9/30/2024	61	0.00
T-Note 2.125 9/30/2024		9128282Y5	External   UBS 2916 CC-115	US Treasury	5.290	100,000.00	99,461.00	9/30/2024	61	0.02
T-Note 2.25 11/15/2024		912828G38	External   UBS 2916 CC-115	US Treasury	5.341	18,000.00	17,843.58	11/15/2024	107	0.00
T-Note 2.25 11/15/2024		912828G38	External   UBS 2916 CC-115	US Treasury	5.342	21,000.00	20,817.51	11/15/2024	107	0.00
T-Note 2.25 11/15/2024		912828G38	External   UBS 2916 CC-115	US Treasury	5.296	60,000.00	59,478.60	11/15/2024	107	0.01
T-Note 2.25 11/15/2024		912828G38	External   UBS 2916 CC-115	US Treasury	5.131	51,000.00	50,556.81	11/15/2024	107	0.01
T-Note 2.75 8/31/2025		912828K40	External   UBS 2916 CC-115	US Treasury	4.864	878,000.00	859,412.74	8/31/2025	396	0.15
T-Note 2.875 5/15/2028		912828M7	External   UBS 2916 CC-115	US Treasury	3.677	260,000.00	249,072.20	5/15/2028	1,384	0.04
Trust Financial Corp 1.125 8/3/2027-27		89788MAC6	External   UBS 2916 CC-115	Corporate	1.495	250,000.00	223,717.50	8/3/2027	1,098	0.04
Trust Financial Corp 1.125 8/3/2027-27		89788MAC6	External   UBS 2916 CC-115	Corporate	5.642	75,000.00	67,115.25	8/3/2027	1,098	0.01
Trust Financial Corp 1.125 8/3/2027-27		89788MAC6	External   UBS 2916 CC-115	Corporate	5.494	75,000.00	67,115.25	8/3/2027	1,098	0.01

	Description	CUSIP/Ticker	Portfolio Name	Security Sector	YTM @ Cost	Face Amount/Shares	Market Value	Maturity Date	Days To Maturity	% of Portfolio
UBS Financial MM	UBS 2916 CC-115	MM2916	External   UBS 2916 CC-115	Money Market	0.050	100,344.74	100,344.74	N/A	1	0.02
UBS Select Prime	UBS 2916 CC-115	SPPXX	External   UBS 2916 CC-115	Mutual Fund	N/A	9,082.78	9,082.78	N/A	N/A	0.00
UBS Select Prime	UBS 2916 CC-115	SPPXX	External   UBS 2916 CC-115	Mutual Fund	N/A	196.54	196.54	N/A	N/A	0.00
UBS Select Prime	UBS 2916 CC-115	SPPXX	External   UBS 2916 CC-115	Mutual Fund	N/A	216.32	216.32	N/A	N/A	0.00
UBS Select Prime	UBS 2916 CC-115	SPPXX	External   UBS 2916 CC-115	Mutual Fund	N/A	244.03	244.03	N/A	N/A	0.00
UBS Select Prime	UBS 2916 CC-115	SPPXX	External   UBS 2916 CC-115	Mutual Fund	N/A	9,999.00	9,999.00	N/A	N/A	0.00
UBS Select Prime	UBS 2916 CC-115	SPPXX	External   UBS 2916 CC-115	Mutual Fund	N/A	262.07	262.07	N/A	N/A	0.00
UBS Select Prime	UBS 2916 CC-115	SPPXX	External   UBS 2916 CC-115	Mutual Fund	N/A	307.48	307.48	N/A	N/A	0.00
UBS Select Prime	UBS 2916 CC-115	SPPXX	External   UBS 2916 CC-115	Mutual Fund	N/A	318.07	318.07	N/A	N/A	0.00
UBS Select Prime	UBS 2916 CC-115	SPPXX	External   UBS 2916 CC-115	Mutual Fund	N/A	9,999.00	9,999.00	N/A	N/A	0.00
UBS Select Prime	UBS 2916 CC-115	SPPXX	External   UBS 2916 CC-115	Mutual Fund	N/A	364.03	364.03	N/A	N/A	0.00
UBS Select Prime	UBS 2916 CC-115	SPPXX	External   UBS 2916 CC-115	Mutual Fund	N/A	378.18	378.18	N/A	N/A	0.00
UBS Select Prime	UBS 2916 CC-115	SPPXX	External   UBS 2916 CC-115	Mutual Fund	N/A	61,771.17	61,771.17	N/A	N/A	0.01
UBS Select Prime	UBS 2916 CC-115	SPPXX	External   UBS 2916 CC-115	Mutual Fund	N/A	451.90	451.90	N/A	N/A	0.00
UBS Select Prime	UBS 2916 CC-115	SPPXX	External   UBS 2916 CC-115	Mutual Fund	N/A	669.44	669.44	N/A	N/A	0.00
UBS Select Prime	UBS 2916 CC-115	SPPXX	External   UBS 2916 CC-115	Mutual Fund	N/A	654.52	654.52	N/A	N/A	0.00
UBS Select Prime	UBS 2916 CC-115	SPPXX	External   UBS 2916 CC-115	Mutual Fund	N/A	548.45	548.45	N/A	N/A	0.00
UBS Select Prime	UBS 2916 CC-115	SPPXX	External   UBS 2916 CC-115	Mutual Fund	N/A	441.10	441.10	N/A	N/A	0.00
UBS Select Prime	UBS 2916 CC-115	SPPXX	External   UBS 2916 CC-115	Mutual Fund	N/A	411.13	411.13	N/A	N/A	0.00
UBS Select Prime	UBS 2916 CC-115	SPPXX	External   UBS 2916 CC-115	Mutual Fund	N/A	438.96	438.96	N/A	N/A	0.00
UBS Select Prime	UBS 2916 CC-115	SPPXX	External   UBS 2916 CC-115	Mutual Fund	N/A	424.07	424.07	N/A	N/A	0.00
UBS Select Prime	UBS 2916 CC-115	SPPXX	External   UBS 2916 CC-115	Mutual Fund	N/A	438.26	438.26	N/A	N/A	0.00
UBS Select Prime	UBS 2916 CC-115	SPPXX	External   UBS 2916 CC-115	Mutual Fund	N/A	153.96	153.96	N/A	N/A	0.00
UBS Select Prime	UBS 2916 CC-115	SPPXX	External   UBS 2916 CC-115	Mutual Fund	N/A	435.19	435.19	N/A	N/A	0.00
US Bancorp 3.6 9/11/2024-24	UBS 2916 CC-115	91159HH9	External   UBS 2916 CC-115	Corporate	2.872	850,000.00	847,875.00	9/11/2024	42	0.15
Sub Total / Average External Manager   UBS					2.831	30,682,550.39	28,580,073.31		1,296	5.11
Internal   ARPA										
ARPA   Associated BankMM	ARPA Funds   Money Market Accounts	MM6704	ARPA Funds   Money Market Accounts	Money Market	4.850	2,980,454.14	2,980,454.14	N/A	1	0.53
ARPA   Busey Bank MM	ARPA Funds   Money Market Accounts	MM8920	ARPA Funds   Money Market Accounts	Money Market	4.050	1,085,574.74	1,085,574.74	N/A	1	0.19
ARPA   Old National Bank MM	ARPA Funds   Money Market Accounts	MM6279	ARPA Funds   Money Market Accounts	Money Market	4.000	5,787,466.76	5,787,466.76	N/A	1	1.03
HSBC USA Inc 0 11/8/2024	ARPA Funds   Fifth Third 8281	40434PL87	ARPA Funds   Fifth Third 8281	Corporate	5.369	4,000,000.00	3,919,080.00	11/8/2024	100	0.70
Sub Total / Average Internal   ARPA					4.578	13,853,495.64	13,772,575.64		29	2.46
Internal   Fifth Third Securities										
Abvie Inc 2.6 11/21/2024-24	Fifth Third 1963 CC-115	00287YBZ1-1963	Will County   Fifth Third 1963 CC-115	Corporate	5.100	1,000,000.00	991,350.00	11/21/2024	113	0.18
Abvie Inc 2.6 11/21/2024-24	Fifth Third 5801 TC-C 713	00287YBZ1	Will County   Fifth Third 5801 TC-C 713	Corporate	5.100	2,000,000.00	1,982,700.00	11/21/2024	113	0.35
Abvie Inc 3.6 5/14/2025-25	Fifth Third 5801 TC-C 713	00287YBZ2	Will County   Fifth Third 5801 TC-C 713	Corporate	4.800	2,000,000.00	1,974,900.00	5/14/2025	287	0.35
Bank of America Corp4 1/22/2025	Fifth Third 1963 CC-115	06051GFH6	Will County   Fifth Third 1963 CC-115	Corporate	5.450	3,000,000.00	2,980,710.00	1/22/2025	175	0.53
Bank of America Corp4 2 8/26/2024	Fifth Third 1963 CC-115	06051GFH7	Will County   Fifth Third 1963 CC-115	Corporate	5.300	1,000,000.00	988,790.00	8/26/2024	26	0.18
Bank of America Corp4 25 10/22/2026	Fifth Third 5801 TC-C 713	06051GFH8	Will County   Fifth Third 5801 TC-C 713	Corporate	4.850	1,000,000.00	985,780.00	10/22/2026	813	0.18
Bank of America Corp4 25 11/25/2025-23	Fifth Third 5801 TC-C 713	06051GFH9	Will County   Fifth Third 5801 TC-C 713	Corporate	2.015	2,000,000.00	1,963,760.00	2/13/2026	562	0.35
ClitGroup Global Markets Step 8/30/2024-22	Fifth Third 5801 TC-C 713	17330YCD0	Will County   Fifth Third 5801 TC-C 713	Corporate	5.500	2,000,000.00	1,996,080.00	11/25/2025	482	0.36
ClitGroup Global Markets Step 8/30/2024-22	Fifth Third 5801 TC-C 713	17329QC32	Will County   Fifth Third 5801 TC-C 713	Corporate	0.750	5,000,000.00	4,979,990.00	8/30/2024	30	0.89
ClitGroup Inc4 4 1/20/2026-24	Fifth Third 5801 TC-C 713	17290ALC2	Will County   Fifth Third 5801 TC-C 713	Corporate	5.400	2,000,000.00	1,982,880.00	1/20/2026	538	0.36
ClitGroup Inc4 6 6/30/2026-24	Fifth Third 5801 TC-C 713	17290ALC5	Will County   Fifth Third 5801 TC-C 713	Corporate	5.600	3,000,000.00	3,001,740.00	6/30/2026	699	0.54
Comcast Corp3 3/75 8/15/2025-25	Fifth Third 5801 TC-C 713	20030NBNO-5801	Will County   Fifth Third 5801 TC-C 713	Corporate	4.800	1,500,000.00	1,475,895.00	8/15/2025	380	0.26
Eastern Gas Transmission 3.6 12/15/2024-24	Fifth Third 1963 CC-115	276480AK6	Will County   Fifth Third 1963 CC-115	Corporate	5.249	3,000,000.00	2,978,400.00	12/15/2024	137	0.53
FFCB 4.625 9/22/2025	Fifth Third 1963 CC-115	31333EP306	Will County   Fifth Third 1963 CC-115	US Agency	4.720	1,000,000.00	1,001,350.00	9/22/2025	418	0.18
Goldman Sachs Group Inc 3.5 1/23/2025	Fifth Third 5801 TC-C 713	38150AHK4	Will County   Fifth Third 5801 TC-C 713	Corporate	0.796	2,000,000.00	1,986,200.00	8/31/2024	31	0.36
Goldman Sachs Group Inc 3.5 1/23/2025	Fifth Third 5801 TC-C 713	38148LAC0	Will County   Fifth Third 5801 TC-C 713	Corporate	5.000	1,000,000.00	990,800.00	1/23/2025	176	0.18
Goldman Sachs Group Inc 5.1 2/21/2026-24	Fifth Third 5801 TC-C 713	38150AR4S	Will County   Fifth Third 5801 TC-C 713	Corporate	5.100	2,000,000.00	1,996,640.00	2/21/2026	570	0.36
Goldman Sachs Group Inc 5.8 8/18/2026-24	Fifth Third 5801 TC-C 713	38150AUS2	Will County   Fifth Third 5801 TC-C 713	Corporate	5.800	4,000,000.00	3,994,320.00	8/18/2026	748	0.71
Goldman Sachs Group Inc 6 9/18/2026-24	Fifth Third 5801 TC-C 713	38150AUI3	Will County   Fifth Third 5801 TC-C 713	Corporate	6.000	3,000,000.00	3,000,180.00	9/18/2026	779	0.54
Goldman Sachs Group Inc 6.1 10/31/2025	Fifth Third 5801 TC-C 713	38150AVE2	Will County   Fifth Third 5801 TC-C 713	Corporate	6.100	2,000,000.00	2,022,780.00	10/31/2025	457	0.36
HSBC USA Inc 0 2/12/2025	Fifth Third 5801 TC-C 713	40434PRC4	Will County   Fifth Third 5801 TC-C 713	Corporate	5.364	1,500,000.00	1,457,670.00	2/12/2025	196	0.26
ILLINOIS STATES 111 5/1/2027	Fifth Third 5801 TC-C 713	452153GS2	Will County   Fifth Third 5801 TC-C 713	Municipal	5.251	2,000,000.00	2,015,040.00	5/1/2027	1,004	0.36

	Description	CUSIP/Ticker	Portfolio Name	Security Sector	YTM @ Cost	Face Amount/Shares	Market Value	Maturity Date	Days To Maturity	% of Portfolio
	Illinois State 5.19 5/1/2027-27	452133HY8	Will County   Frith Third 5801 TC-C 713	Municipal	5.053	2,750,000.00	2,776,207.50	5/1/2027	1,004	0.50
	Inel Corporation 4.875 2/10/2026-26	458140CD0	Will County   Frith Third 1963 CC-115	Corporate	4.800	1,000,000.00	1,000,510.00	2/10/2026	559	0.18
	Inlesea Sanepeco Funding 0.2/4/2025	4611KOP43	Will County   Frith Third 1963 CC-115	Corporate	5.532	7,000,000.00	6,798,400.00	2/4/2025	188	1.22
	JP Morgan Chase Co2.95 10/1/2026-26	4662SHRY4	Will County   Frith Third 5801 TC-C 713	Corporate	4.500	2,000,000.00	1,928,120.00	10/1/2026	792	0.34
	Morgan Stanley3.125 7/27/2026-26	4761J3R8	Will County   Frith Third 5801 TC-C 713	Corporate	4.700	3,000,000.00	2,905,260.00	7/27/2026	726	0.52
	North Miami Beach FL 2.071 8/1/2025-25	61748BDZ6-5801	Will County   Frith Third 5801 TC-C 713	Corporate	4.750	1,000,000.00	984,830.00	1/27/2025	545	0.18
	North Miami Beach FL 2.071 8/1/2025-25	661046BW1	Will County   Frith Third 1963 CC-115	Municipal	4.851	1,000,000.00	973,260.00	8/1/2025	366	0.17
	State Street ComPlyer Corp 1/26/2026-25	857477BZ5	Will County   Frith Third 5801 TC-C 713	Corporate	4.857	1,000,000.00	997,980.00	1/26/2026	544	0.18
	T-Note 0 12/1/2024	912797LP0	Will County   Frith Third 1963 CC-115	US Treasury	5.161	4,000,000.00	3,926,680.00	12/1/2024	134	0.70
	T-Note 1.125 1/15/2025	91282CD57	Will County   Frith Third 1963 CC-115	US Treasury	5.049	3,500,000.00	3,437,765.62	1/15/2025	168	0.61
	T-Note 1.375 1/31/2025	912828Z52	Will County   Frith Third 1963 CC-115	US Treasury	5.051	5,000,000.00	4,909,850.00	1/31/2025	184	0.88
	Toyota Motor Credit 1.45 1/13/2025-24	89236TJ73	Will County   Frith Third 1963 CC-115	Corporate	5.200	3,500,000.00	3,440,325.00	1/13/2025	166	0.62
	Trust Bank3 8 10/30/2026-26	07330MAA5	Will County   Frith Third 5801 TC-C 713	Corporate	5.300	1,500,000.00	1,456,920.00	10/30/2026	821	0.26
	Trust Bank3 3.3 5/15/2026-26	86787GAJ1	Will County   Frith Third 5801 TC-C 713	Corporate	5.200	500,000.00	483,740.00	5/15/2026	653	0.09
	Union Pacific Corp 3.25 1/15/2025-24	90781BDY1	Will County   Frith Third 5801 TC-C 713	Corporate	4.901	1,000,000.00	989,600.00	1/15/2025	168	0.18
	US Bancorp3 1.4/27/2026-26	91159HHM5	Will County   Frith Third 5801 TC-C 713	Corporate	4.800	2,000,000.00	1,938,360.00	4/27/2026	635	0.35
	US Bancorp3 1.4/27/2026-26	91159HHM5	Will County   Frith Third 5801 TC-C 713	Corporate	4.700	2,000,000.00	1,938,360.00	4/27/2026	635	0.35
	US Bank National 2.8 1/27/2025-24	90331HMS9	Will County   Frith Third 1963 CC-115	Corporate	5.251	2,000,000.00	1,974,700.00	1/27/2025	180	0.35
	Wells Fargo4.5 7/28/2025-24	95001DC40	Will County   Frith Third 5801 TC-C 713	Corporate	4.500	3,000,000.00	2,948,490.00	7/28/2025	362	0.53
	Wells Fargo6 10/28/2025-23	95001DCG3	Will County   Frith Third 5801 TC-C 713	Corporate	6.000	2,000,000.00	2,000,280.00	10/28/2025	454	0.36
	<b>Sub Total / Average Internal   Frith Third Securities</b>				<b>4.816</b>	<b>95,750,000.00</b>	<b>94,577,553.12</b>		<b>399</b>	<b>16.91</b>
	<b>Internal   JPMorgan Securities</b>									
	FCB 4.75 9/1/2026	3133EPJW3	Will County   JPMorgan 4912 TC-C 713	US Agency	5.000	2,750,000.00	2,774,627.91	9/1/2026	762	0.50
	FHLB 2.75 12/13/2024	3130A3GE8	Will County   JPMorgan 4912 TC-C 713	US Agency	5.096	2,525,000.00	2,503,227.30	12/13/2024	135	0.45
	T-Bill 0 1/23/2025	912797J99	Will County   JPMorgan 0484 CC-115	US Treasury	5.101	7,217,000.00	7,014,436.85	1/23/2025	176	1.25
	T-Bill 0 1/29/2024	912797HP5	Will County   JPMorgan 4912 TC-C 713	US Treasury	5.327	2,000,000.00	1,957,048.88	1/29/2024	121	0.35
	T-Bill 0 1/21/2024	912797HP5	Will County   JPMorgan 0484 CC-115	US Treasury	5.260	7,170,000.00	7,016,020.23	1/21/2024	121	1.25
	T-Bill 0 1/21/2024	912797LQ8	Will County   JPMorgan 4912 TC-C 713	US Treasury	5.292	2,000,000.00	1,961,721.66	1/21/2024	141	0.35
	T-Bill 0 1/22/2024	912796ZV4	Will County   JPMorgan 0484 CC-115	US Treasury	5.190	7,193,000.00	7,011,083.06	1/22/2024	148	1.25
	T-Bill 0 2/20/2025	912797K44	Will County   JPMorgan 0484 CC-115	US Treasury	5.126	7,000,000.00	6,773,637.50	2/20/2025	204	1.21
	T-Bill 0 6/12/2025	912797LNS	Will County   JPMorgan 4912 TC-C 713	US Treasury	5.078	2,000,000.00	1,919,574.38	6/12/2025	316	0.34
	T-Bill 0 8/22/2024	912797KCO	Will County   JPMorgan 0484 CC-115	US Treasury	5.257	4,000,000.00	3,989,801.72	8/22/2024	22	0.71
	T-Bill 0 9/25/2024	912797GL5	Will County   JPMorgan 4912 TC-C 713	US Treasury	5.366	5,000,000.00	4,974,348.75	9/25/2024	36	0.89
	T-Note 1.125 1/15/2025	91282CD57	Will County   JPMorgan 4912 TC-C 713	US Treasury	4.976	3,000,000.00	2,946,666.25	1/15/2025	168	0.53
	T-Note 2.25 12/31/2024	9128283P3	Will County   JPMorgan 4912 TC-C 713	US Treasury	4.783	1,500,000.00	1,482,468.75	12/31/2024	153	0.27
	T-Note 5 9/30/2025	91282CJ88	Will County   JPMorgan 4912 TC-C 713	US Treasury	5.083	2,750,000.00	2,760,205.09	9/30/2025	426	0.49
	<b>Sub Total / Average Internal   JPMorgan Securities</b>				<b>5.166</b>	<b>58,105,000.00</b>	<b>57,048,397.77</b>		<b>181</b>	<b>10.20</b>
	<b>Internal   Liquid Assets</b>									
	AssociatedBank MM	MM9160	Will County   MM, LGIP, Cash TC-C 713	Money Market	4.850	5,400,992.27	5,400,992.27	N/A	1	0.97
	AssociatedBank MM	MM3569	Will County   MM, LGIP, Cash CC-C 115	Money Market	4.850	2,581,339.63	2,581,339.63	N/A	1	0.46
	Bussey Bank MM	MM17425	Will County   MM, LGIP, Cash TC-C 713	Money Market	4.824	3,231,636.37	3,231,636.37	N/A	1	0.58
	Bussey Bank MM	MM17433	Will County   MM, LGIP, Cash CC-C 115	Money Market	4.824	1,185,101.01	1,185,101.01	N/A	1	0.21
	Commerce Bank MM	MM19065	Will County   MM, LGIP, Cash CC-C 115	Money Market	4.050	1,037,873.04	1,037,873.04	N/A	1	0.19
	Commerce Bank MM	MM99599	Will County   MM, LGIP, Cash TC-C 713	Money Market	4.950	285,415.12	285,415.12	N/A	1	0.05
	Commerce Bank MM	MM9997	Will County   MM, LGIP, Cash CC-C 115	Money Market	4.490	6,421,286.66	6,421,286.66	N/A	1	1.15
	Fifth Third Bank MM	MM99989	Will County   MM, LGIP, Cash TC-C 713	Money Market	4.490	2,162,022.65	2,162,022.65	N/A	1	0.39
	Fifth Third Bank MM	MM1532	Will County   MM, LGIP, Cash TC-C 713	Money Market	4.550	300,818.22	300,818.22	N/A	1	0.05
	Fifth Secure Bank & Trust MM	MM1540	Will County   MM, LGIP, Cash CC-C 115	Money Market	4.550	2,313,300.30	2,313,300.30	N/A	1	0.41
	Fifth Secure Community Bank MM	MM2710	Will County   MM, LGIP, Cash TC-C 713	Money Market	4.550	1,383,572.44	1,383,572.44	N/A	1	0.25
	Fifth Secure Community Bank MM	MM2870	Will County   MM, LGIP, Cash CC-C 115	Money Market	4.550	3,404,823.12	3,404,823.12	N/A	1	0.61
	IKET Restricted LGIP	LGIP04688	Will County   MM, LGIP, Cash CC-C 115	Local Government Investment Pool	0.000	207,970.48	207,970.48	N/A	1	0.04
	MASSAFE Bank MM	MM2144	Will County   MM, LGIP, Cash TC-C 713	Money Market	5.590	5,321,993.06	5,321,993.06	N/A	1	0.95
	Old National BankMM	MM1671	Will County   MM, LGIP, Cash CC-C 115	Money Market	5.250	26,626,618.17	26,626,618.17	N/A	1	4.76

Description	CUSIP/Ticker	Portfolio Name	Security Sector	YTM @ Cost	Face Amount/Shares	Market Value	Maturity Date	Days To Maturity	% of Portfolio
Old Plank Trail MM	MM1766	Will County   MM, LGIP, Cash CC-C 115	Money Market	5.590	6,510,483.48	6,510,483.48	N/A	1	1.16
Old Second Bank MM	MM7457	Will County   MM, LGIP, Cash CC-C 115	Money Market	4.000	276,542.86	276,542.86	N/A	1	0.05
Old Second Bank MM	MM4914	Will County   MM, LGIP, Cash TC-C 713	Money Market	4.000	269,749.62	269,749.62	N/A	1	0.05
PeopleFirst Bank MM	MM7360	Will County   MM, LGIP, Cash CC-C 115	Money Market	4.850	6,244,562.47	6,244,562.47	N/A	1	1.12
PeopleFirst Bank MM	MM4000	Will County   MM, LGIP, Cash TC-C 713	Money Market	4.850	6,746,162.70	6,746,162.70	N/A	1	1.21
PNC Bank MM	MM1355	Will County   MM, LGIP, Cash TC-C 713	Money Market	4.070	2,126,481.44	2,126,481.44	N/A	1	0.38
Providence Bank & Trust MM	MM0203	Will County   MM, LGIP, Cash TC-C 713	Money Market	4.250	286,851.44	286,851.44	N/A	1	0.05
Providence Bank & Trust MM	MM0195	Will County   MM, LGIP, Cash CC-C 115	Money Market	4.250	2,515,517.59	2,515,517.59	N/A	1	0.45
Republic Bank MM	MM2085	Will County   MM, LGIP, Cash TC-C 713	Money Market	4.970	5,291,427.47	5,291,427.47	N/A	1	0.95
Republic Bank MM	MM3495	Will County   MM, LGIP, Cash CC-C 115	Money Market	4.710	2,191,037.14	2,191,037.14	N/A	1	0.39
<b>Sub Total / Average Internal   Liquid Assets</b>				<b>4.940</b>	<b>94,303,578.75</b>	<b>94,303,578.75</b>		<b>1</b>	<b>16.86</b>
<b>Internal   Local CD Investments</b>									
Commerce Bank4.694 12/19/2024	CD0596	Will County   Investments TC-C 713	Certificate Of Deposit	4.694	2,750,000.00	2,750,000.00	12/19/2024	141	0.49
First Secure Bank & Trust 4.73 12/22/2024	CD0451	Will County   Investments CC-C 115	Certificate Of Deposit	4.730	767,891.54	767,891.54	12/22/2024	144	0.14
First Secure Bank & Trust 4.73 12/22/2024	CD0453	Will County   Investments TC-C 713	Certificate Of Deposit	4.730	767,891.54	767,891.54	12/22/2024	144	0.14
First Secure Community Bank4.73 12/22/2024	CD6754	Will County   Investments TC-C 713	Certificate Of Deposit	4.730	767,891.54	767,891.54	12/22/2024	144	0.14
First Secure Community Bank 4.73 12/22/2024	CD6747	Will County   Investments CC-C 115	Certificate Of Deposit	4.730	776,841.43	776,841.43	12/22/2024	144	0.14
Old Second Bank4.5 1/22/2025	CD7101	Will County   Investments TC-C 713	Certificate Of Deposit	4.500	1,022,688.90	1,022,688.90	1/22/2025	175	0.18
Old Second Bank 5 12/22/2024	CD3822	Will County   Investments TC-C 713	Certificate Of Deposit	5.000	2,050,320.07	2,050,320.07	12/22/2024	144	0.37
PeopleFirst Bank 4.5 12/27/2025	CD0840	Will County   Investments TC-C 713	Certificate Of Deposit	4.500	1,022,688.90	1,022,688.90	12/27/2025	514	0.18
PeopleFirst Bank 4.75 6/27/2025	CD0832	Will County   Investments TC-C 713	Certificate Of Deposit	4.750	2,047,913.71	2,047,913.71	6/27/2025	331	0.37
PeopleFirst Bank 5 6/27/2025	CD0816B	Will County   Investments TC-C 713	Certificate Of Deposit	5.000	2,055,530.88	2,055,530.88	6/27/2025	331	0.37
PeopleFirst Bank 5.25 12/27/2024	CD0824	Will County   Investments TC-C 713	Certificate Of Deposit	5.250	2,052,990.24	2,052,990.24	12/27/2024	149	0.37
PeopleFirst Bank 5.25 12/27/2024	CD0856	Will County   Investments CC-C 115	Certificate Of Deposit	5.250	1,026,495.12	1,026,495.12	12/27/2024	149	0.18
Providence Bank & Trust 4.909 12/19/2024	CD3817	Will County   Investments CC-C 115	Certificate Of Deposit	4.909	2,818,897.81	2,818,897.81	12/19/2024	141	0.50
Providence Bank & Trust 4.909 12/19/2024	CD5417	Will County   Investments TC-C 713	Certificate Of Deposit	4.909	1,793,844.06	1,793,844.06	12/19/2024	141	0.32
Republic Bank4.647 12/22/2024	CD1230	Will County   Investments TC-C 713	Certificate Of Deposit	4.647	1,027,484.62	1,027,484.62	12/22/2024	144	0.18
Republic Bank4.647 12/22/2024	CD3691	Will County   Investments CC-C 115	Certificate Of Deposit	4.647	3,082,453.84	3,082,453.84	12/22/2024	144	0.55
Republic Bank4.889 1/22/2025	CD8034B	Will County   Investments CC-C 115	Certificate Of Deposit	4.889	3,090,791.39	3,090,791.39	1/22/2025	175	0.55
Republic Bank4.889 1/22/2025	CD8455B	Will County   Investments TC-C 713	Certificate Of Deposit	4.889	1,030,125.88	1,030,125.88	1/22/2025	175	0.18
<b>Sub Total / Average Internal   Local CD Investments</b>				<b>4.841</b>	<b>29,952,741.47</b>	<b>29,952,741.47</b>		<b>187</b>	<b>5.36</b>
<b>Total / Average</b>				<b>4.574</b>	<b>569,249,431.27</b>	<b>559,179,558.79</b>		<b>1,104</b>	<b>100</b>

Will County  
Fund Balances July 2024

Cash Balances

Fund	Main Account Name	Opening balance	Debit	Credit	Closing balance
1010	101002 General Fund	5,862,286.64	41,676,643.69	24,351,784.59	23,187,145.74
1020	101002 General Fund	320,378.39	537,704.77	0.00	858,083.16
1030	101002 General Fund	513,155.71	1,183,711.36	0.00	1,696,867.07
1040	101002 General Fund	48,480.83	48,268.59	80,880.13	15,869.29
1050	101002 General Fund	752,830.09	34,417.60	299,160.90	488,086.79
1060	101002 General Fund	0.00	0.00	0.00	0.00
2003	101002 RTA Tax Rever	5,291,434.47	2,960,184.24	6,333,655.84	1,917,962.87
2101	101002 Tuberculosis (	249,039.85	13,818.05	51,866.03	210,991.87
2102	101002 Health Fund-C	1,266,533.59	3,144,132.52	2,902,872.83	1,507,793.28
2106	101002 Highway Fund	895,929.94	927,535.59	802,939.64	1,020,525.89
2109	101002 Bridge Fund-C	284,839.25	9,653.72	21,804.69	272,688.28
2110	101002 Federal Match	47,349.63	839.45	0.00	48,189.08
2111	101002 County Owner	314,513.79	34,402.15	1,555.94	347,360.00
2112	101002 Veteran's Assi	426,301.83	0.00	92,004.63	334,297.20
2118	101002 Community M	16,660.40	0.00	16,660.40	0.00
2202	101002 Law Library Fl	41,037.17	41,400.00	34,652.45	47,784.72
2203	101002 Probation Ser	395,526.50	38,738.97	14,432.14	419,833.33
2204	101002 Child Exchang	73,370.49	0.00	0.00	73,370.49
2205	101002 Foreclosure M	52,110.33	14,400.00	12,750.00	53,760.33
2405	101002 Juvenile Drug	2,588.81	0.00	0.00	2,588.81
2501	101002 Sheriff's Off D	-18,686.38	21,906.50	10,360.00	-7,139.88
2502	101002 Sheriff's Weig	57,595.78	50,342.75	26,873.59	81,064.94
2504	101002 Sheriff's Arres	99,955.82	1,816.92	0.00	101,772.74
2505	101002 Sheriff's Traffi	73,545.99	1,630.00	0.00	75,175.99
7360	101002 Federal, State	-16,773.31	4,110,258.75	4,109,041.20	-15,555.76
7401	101002 Other Treasur	-1,060,921.21	5,099,114.81	5,118,446.59	-1,080,252.99
7410	101002 Other Treasur	34,879.61	0.00	0.00	34,879.61
7411	101002 Other Treasur	110,813.82	43,686.83	29,602.24	124,898.41
7412	101002 Other Treasur	-100,839.72	26,247.44	26,247.44	-100,839.72
7450	101002 Other Treasur	-5,938,860.96	2,590,086.86	0.00	-3,348,774.10
7451	101002 Other Treasur	-1,458.85	130,116.58	130,116.58	-1,458.85
7504	101002 Other Treasur	61,386.74	0.00	61,386.74	0.00
7505	101002 Other Treasur	96,443.80	4,000.00	0.00	100,443.80
7506	101002 Other Treasur	17,111.00	11,436.00	10,796.00	17,751.00
7507	101002 Other Treasur	67,000.00	0.00	0.00	67,000.00
7508	101002 Other Treasur	828.00	0.00	0.00	828.00
7509	101002 Other Treasur	33,230.71	0.00	0.00	33,230.71
7511	101002 Other Treasur	2,946.00	0.00	0.00	2,946.00
7512	101002 Other Treasur	4.36	0.00	0.00	4.36
7682	101002 County Clerk_	5,798.00	1,735.00	1,505.00	6,028.00
7691	101002 Sunny Hill Nur	97,200.00	0.00	0.00	97,200.00
9510	101002 Corporate C S	-238.57	48,171,344.06	48,171,094.06	11.43

Will County  
Fund Balances July 2024

Fund	MainAccou	Name	Opening balance	Debit	Credit	Closing balance
1010	106001	General Fund	26,868,978.52	250,358.72	20,000,063.79	7,119,273.45
1020	106001	General Fund	5,319,108.33	0.00	0.00	5,319,108.33
1030	106001	General Fund	10,218,601.03	0.00	0.00	10,218,601.03
1050	106001	General Fund	705,000.00	0.00	0.00	705,000.00
2003	106001	RTA Tax Rever	17,000,000.00	0.00	0.00	17,000,000.00
2102	106001	Health Fund-C	54,093.57	45.41	40,874.52	13,264.46
2111	106001	County Owner	1,000,000.00	0.00	0.00	1,000,000.00
9510	106001	Corporate C S	0.00	0.00	0.00	0.00

External Investments

Fund	MainAccou	Name	Opening balance	Debit	Credit	Closing balance
1010	112001	General Fund	951,429.70	0.00	0.00	951,429.70
1020	112001	General Fund	640,000.00	0.00	0.00	640,000.00
1030	112001	General Fund	7,325,000.00	0.00	0.00	7,325,000.00
1040	112001	General Fund	0.00	0.00	0.00	0.00
1050	112001	General Fund	0.00	0.00	0.00	0.00
1060	112001	General Fund	0.00	0.00	0.00	0.00
2003	112001	RTA Tax Rever	12,156,528.48	0.00	0.00	12,156,528.48
2101	112001	Tuberculosis C	1,487,531.44	0.00	0.00	1,487,531.44
2102	112001	Health Fund-I	12,875,000.00	0.00	0.00	12,875,000.00
2106	112001	Highway Fund	5,000,000.00	0.00	0.00	5,000,000.00
2109	112001	Bridge Fund-Ir	1,190,000.00	0.00	0.00	1,190,000.00
2110	112001	Federal Match	0.00	0.00	0.00	0.00
2111	112001	County Owner	800,000.00	0.00	0.00	800,000.00
2202	112001	Law Library Fl	1,745,000.00	0.00	0.00	1,745,000.00
2203	112001	Probation Ser	5,400,000.00	0.00	0.00	5,400,000.00
2204	112001	Child Exchang	1,300,000.00	0.00	0.00	1,300,000.00
2205	112001	Foreclosure M	400,000.00	0.00	0.00	400,000.00
2501	112001	Sheriff's Off D	100,000.00	0.00	0.00	100,000.00
2502	112001	Sheriff's Weig	700,000.00	0.00	0.00	700,000.00
2504	112001	Sheriff's Arres	100,000.00	0.00	0.00	100,000.00
7411	112001	Other Treasur	200,000.00	0.00	0.00	200,000.00
7450	112001	Other Treasur	2,700,000.00	0.00	0.00	2,700,000.00
7505	112001	Other Treasur	1,100,000.00	0.00	0.00	1,100,000.00
7509	112001	Other Treasur	200,000.00	0.00	0.00	200,000.00
7511	112001	Other Treasur	500,000.00	0.00	0.00	500,000.00
7691	112001	Sunny Hill Nui	100,000.00	0.00	0.00	100,000.00

Will County  
Fund Balances July 2024

Internal Investments

Fund	MainAccou	Name	Opening balance	Debit	Credit	Closing balance
1010	111001	General Fund	35,893,122.39	0.00	6,000,000.00	29,893,122.39
1020	111001	General Fund	5,000,000.00	0.00	0.00	5,000,000.00
1030	111001	General Fund	6,000,000.00	0.00	0.00	6,000,000.00
2003	111001	RTA Tax Rever	5,500,000.00	6,000,000.00	0.00	11,500,000.00
2102	111001	Health Fund-I	2,500,000.00	0.00	0.00	2,500,000.00
2106	111001	Highway Fund	2,000,000.00	0.00	0.00	2,000,000.00
7450	111001	Other Treasur	11,000,000.00	0.00	0.00	11,000,000.00
9510	111001	Corporate C S	0.00	0.00	0.00	0.00

2024-08-29 GENERAL LEDGER SUMMARY REPORT FOR 2024, SELECTED PERIOD 08 ACCOUNTS FROM: 283001052 TO: 283001052 PAGE 1 WGL101R  
G/L ACCOUNT BATCH/DESC/REF CASH RECEIPTS TRANSFER IN TRANSFER OUT DISBURSEMENTS BALANCE  
283001052 BACK TAX 1ST MIDWEST

-----  
----- PERIOD 8 END 27,434.33 0.00 0.00 BEGIN BALANCE: 1,959,108.98  
----- 95,053.52- 1,891,489.79  
-----  
\*\*\*\*\*

2024-08-29	GENERAL LEDGER SUMMARY	REPORT FOR 2024, SELECTED PERIOD 08	ACCOUNTS FROM: 283001052	TO: 283001052	PAGE	2	WGL101R
G/L ACCOUNT	BATCH/DESC/REF	CASH RECEIPTS	TRANSFER IN	TRANSFER OUT	DISBURSEMENTS		BALANCE
REPORT TOTAL		27,434.33	0.00	0.00	95,053.52-		
REPORT TOTAL	BEG BALANCE	1,959,108.98		REPORT TOTAL	END BALANCE	1,891,489.79	

2024-08-29 GENERAL LEDGER SUMMARY REPORT FOR 2024, SELECTED PERIOD 08 ACCOUNTS FROM: 286001052 TO: 286001052 PAGE 1 WGL101R  
G/L ACCOUNT BATCH/DESC/REF CASH RECEIPTS TRANSFER IN TRANSFER OUT DISBURSEMENTS BALANCE  
286001052 MOBILE HOME 1ST MIDWEST

-----  
----- PERIOD 8 END 9,560.90 0.00 0.00 BEGIN BALANCE: 11,270.00  
----- 94.08- 20,736.82  
-----  
\*\*\*\*\*

2024-08-29 GENERAL LEDGER SUMMARY REPORT FOR 2024, SELECTED PERIOD 08 ACCOUNTS FROM: 286001052 TO: 286001052							PAGE	2	WGL101R
G/L ACCOUNT	BATCH/DESC/REF	CASH RECEIPTS	TRANSFER IN	TRANSFER OUT	DISBURSEMENTS			BALANCE	
REPORT TOTAL		9,560.90	0.00	0.00	94.08-				
REPORT TOTAL	BEG BALANCE	11,270.00		REPORT TOTAL	END BALANCE	20,736.82			

-----  
 ----- PERIOD 8 END 12,709,762.12 12,000,000.00 26,000,000.00- BEGIN BALANCE: 773,675.04-  
 ----- 0.00 2,063,912.92-

\*\*\*\*\*  
 290001050 50 WHEATON BK

-----  
 ----- PERIOD 8 END 3,472.16 0.00 0.00 BEGIN BALANCE: 25,185.95  
 ----- 0.00 28,658.11

\*\*\*\*\*  
 290001051 51 REPUBLIC BANK

-----  
 ----- PERIOD 8 END 18,399,772.62 30,860,000.00 11,000,000.00- BEGIN BALANCE: 10,065.74  
 ----- 37,412,275.14- 6,717,834.39

\*\*\*\*\*  
 290001052 C.L. FIRST MIDWEST

-----  
 ----- PERIOD 8 END 14.96 0.00 0.00 BEGIN BALANCE: 5,870,336.91  
 ----- 0.00 50,620.07

\*\*\*\*\*  
 290001053 53 MERCHANTS & MANUFACTURERS

-----  
 ----- PERIOD 8 END 1.14 0.00 0.00 BEGIN BALANCE: 0.00  
 ----- 0.00 13,398.83

\*\*\*\*\*  
 290001054 54 FIRST AMERICAN

-----  
 ----- PERIOD 8 END 0.12 0.00 0.00 BEGIN BALANCE: 50,605.11  
 ----- 0.00 50,620.07

\*\*\*\*\*  
 290001058 58 NUMARK CRED UNION

-----  
 ----- PERIOD 8 END 1.14 0.00 0.00 BEGIN BALANCE: 13,397.69  
 ----- 0.00 13,398.83

\*\*\*\*\*  
 290001060 60 FIFTH THIRD BK

-----  
 ----- PERIOD 8 END 0.12 0.00 0.00 BEGIN BALANCE: 0.00  
 ----- 0.00 14,367.45

\*\*\*\*\*  
 290001061 61 1ST BANK MANHATTAN

-----  
 ----- PERIOD 8 END 0.12 0.00 0.00 BEGIN BALANCE: 14,367.45  
 ----- 0.00 14,367.57

\*\*\*\*\*  
 290001066 66 MIDLAND STATE BANK

-----  
 ----- PERIOD 8 END 1.14 0.00 0.00 BEGIN BALANCE: 10,871.93  
 ----- 0.00 13,398.83

\*\*\*\*\*  
 290001068 68 BUSEY BANK

2024-08-29 GENERAL LEDGER SUMMARY REPORT FOR 2024, SELECTED PERIOD 08 ACCOUNTS FROM: 290001029 TO: 290001160 PAGE 2 WGL101R  
 G/L ACCOUNT BATCH/DESC/REF CASH RECEIPTS TRANSFER IN TRANSFER OUT DISBURSEMENTS BALANCE  
 ----- PERIOD 8 END 0.56 0.00 0.00 BEGIN BALANCE: 21,962.32  
 ----- 0.00 21,962.88

\*\*\*\*\*  
 290001069 69 1ST COMMUNITY BK & TR

----- PERIOD 8 END 9.41 0.00 0.00 BEGIN BALANCE: 10,303.95  
 ----- 0.00 10,313.36

\*\*\*\*\*  
 290001071 71 PROVIDENCE BK

----- PERIOD 8 END 0.09 0.00 0.00 BEGIN BALANCE: 10,064.30  
 ----- 0.00 10,064.39

\*\*\*\*\*  
 290001073 73 LINCOLNWAY COMMTY BK

----- PERIOD 8 END 0.80 0.00 0.00 BEGIN BALANCE: 10,448.74  
 ----- 0.00 10,449.54

\*\*\*\*\*  
 290001076 76 HEARTLAND BANK

----- PERIOD 8 END 0.00 0.00 0.00 BEGIN BALANCE: 30,775.53  
 ----- 0.00 30,775.53

\*\*\*\*\*  
 290001077 77 FIRST SECURE COMMTY

----- PERIOD 8 END 0.00 0.00 0.00 BEGIN BALANCE: 10,036.09  
 ----- 0.00 10,036.09

\*\*\*\*\*  
 290001078 78 GRUNDY COUNTY NATL. BANK

----- PERIOD 8 END 41.87 0.00 0.00 BEGIN BALANCE: 11,025.57  
 ----- 0.00 11,067.44

\*\*\*\*\*  
 290001080 80 OLD SECOND BK

----- PERIOD 8 END 0.00 0.00 860,000.00- BEGIN BALANCE: 872,622.83  
 ----- 0.00 12,622.83

\*\*\*\*\*  
 290001081 81 OLD PLANK TRAIL BK

----- PERIOD 8 END 0.00 0.00 0.00 BEGIN BALANCE: 32,087.20  
 ----- 0.00 32,087.20

\*\*\*\*\*  
 290001084 84 CIBC

----- PERIOD 8 END 0.00 0.00 0.00 BEGIN BALANCE: 0.00  
 ----- 0.00 0.00

\*\*\*\*\*  
 290001088 88 TOWN CENTER BK

2024-08-29 GENERAL LEDGER SUMMARY REPORT FOR 2024, SELECTED PERIOD 08 ACCOUNTS FROM: 290001029 TO: 290001160 PAGE 3 WGL101R  
 G/L ACCOUNT BATCH/DESC/REF CASH RECEIPTS TRANSFER IN TRANSFER OUT DISBURSEMENTS BALANCE  
 ----- PERIOD 8 END 9.42 0.00 0.00 BEGIN BALANCE: 10,414.90  
 ----- 0.00 10,424.32

\*\*\*\*\*  
 290001089 89 FIRST SECURE BANK & TRUST CO

----- BEGIN BALANCE: 10,791.86

\*\*\*\*\*  
 290001129 JPMORGAN CHASE

----- BEGIN BALANCE: 0.00

\*\*\*\*\*  
 290001152 52 FIRST MIDWEST

----- PERIOD 8 END 55.94 0.00 0.00 BEGIN BALANCE: 16,510.64  
 ----- 0.00 16,566.58

\*\*\*\*\*  
 290001160 FIFTH THIRD LOCK BOX

----- BEGIN BALANCE: 0.00

\*\*\*\*\*

2024-08-29 GENERAL LEDGER SUMMARY REPORT FOR 2024, SELECTED PERIOD 08 ACCOUNTS FROM: 290001029 TO: 290001160							PAGE	4	WGL101R
G/L ACCOUNT	BATCH/DESC/REF	CASH RECEIPTS	TRANSFER IN	TRANSFER OUT	DISBURSEMENTS			BALANCE	
REPORT TOTAL		31,113,141.21	42,860,000.00	37,860,000.00-	37,412,275.14-				
REPORT TOTAL	BEG BALANCE	6,268,199.67		REPORT TOTAL	END BALANCE	4,969,065.74			